


UCSU 20/6.22/3.108/1996
c.2

COLORADO STATE PUBLICATIONS LIBRARY
UCSU20/6.22/3.108/1996 c.2 local
Beck, Kenneth George/Canada thistle



3 1799 00022 6985



Quick Facts...

Canada thistle (*Cirsium arvense*) is a creeping perennial that reproduces from vegetative buds in its root system and from seed.

It is difficult to control because its extensive root system allows it to recover from control attempts.

Combining control methods is the best form of Canada thistle management.

Persistence in control efforts is imperative so the weed is continually stressed, forcing it to exhaust root nutrient stores and eventually die.

Colorado
State
University[®]
Cooperative
Extension

© Colorado State University
Cooperative Extension, 9/96.

N A T U R A L R E S O U R C E S S E R I E S

RECEIVED

OCT 23 1996

STATE PUBLICATIONS
Colorado State Library

RANGE

Canada thistle

no. 3.108

by K. George Beck¹

Introduction

Canada thistle (*Cirsium arvense*) is an aggressive, creeping perennial weed that infests crops, pastures, rangeland, roadsides, and non-crop areas. Generally, infestations start on disturbed ground including ditch banks, overgrazed pastures, tilled fields, or open waste places. Canada Thistle reduces forage consumption in pastures and rangeland because cattle typically will not graze near infestations.

One plant can colonize an area 3 feet to 6 feet in diameter in one or two years. Canada thistle grows in a variety of soils and can tolerate up to 2 percent salt content. It is most competitive in deep, well-aerated, productive, cool soils. Canada thistle usually occurs in 17-inch to 35-inch annual precipitation zones or where soil moisture is adequate. It is less common in light, dry soils.

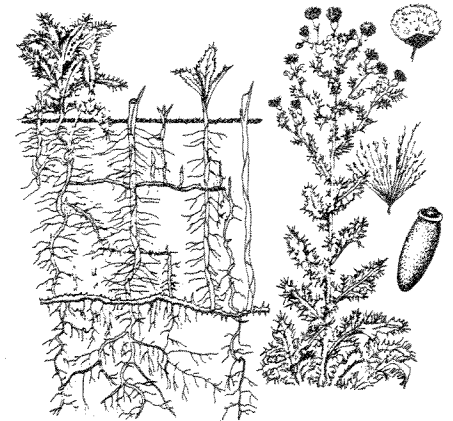


Figure 1: Canada Thistle (*Cirsium arvense*).

Phenology

Emergence. Canada thistle develops from seed or vegetative buds in its root system. Horizontal roots may extend 15 feet or more and vertical roots may grow 6 to 15 feet deep. Canada thistle emerges from its root system in middle to late spring (late April through May) and forms rosettes (Figure 1).

The greatest flush of root-derived plants occurs in spring, but another flush occurs in fall. A flush can occur anytime during the growing season when moisture is adequate. This is particularly a problem when Canada thistle growth is disturbed by tillage or herbicides. This factor of Canada thistle's biology can be manipulated to the land manager's advantage.

Plants that germinate from seed do so at about the same time as root-derived shoots. Seedlings grow slowly and are sensitive to competition, particularly if shaded. Canada thistle seedlings develop a perennial habit (the ability to reproduce from their root systems) about seven to eight weeks after germination.

Reproduction and spread. Canada thistle begins to flower in late spring to early summer in response to 14 to 16-hour days. Plants are male or female (dioecious) and grow in circular patches that often are one clone and sex. Female flowers produce a sweet odor and insects readily pollinate different sexed patches up to 200 feet apart.

Canada thistle develops seed sparingly. It may produce 1,000 to 1,500 seeds per plant. Generally, vegetative reproduction from its root system contributes

to local spread and seed to long distance dispersal. Seed may be transported long distances by water, or attached to animals, clothing, farm equipment and other vehicles, and in contaminated crop seed. Also, wind may help disseminate seed, but most often, the feathery pappus breaks off leaving the seed attached to the parent plant to be disseminated by other means. Seed can remain viable in soil up to 20 years and deep burial promotes survival longevity.

Canada thistle allocates most of its reproductive energy into vegetative propagation. New shoots and roots can form most anywhere along the root system of established plants. Tillage segments roots and stimulates new plants to develop. Shoots emerge from root and shoot pieces about 15 days after disturbance by tillage. Small root pieces, 0.25 inch long by 0.125 inch in diameter, have enough stored energy to develop new plants. Also, these small roots can survive at least 100 days without nutrient replenishment from photosynthesis.

Management

The key principle to Canada thistle control is to stress the plant and force it to use stored root nutrients. Canada thistle has the capacity to recover from most any stress, including control attempts, because of root nutrient stores. Therefore, returning infested land to a productive state occurs only over time. It is essential to develop a sound management plan to implement over several years to realize success.

Cultural control. Grasses and alfalfa can compete effectively with Canada thistle if desirable plant growth is favored by good management. Maintain fertility and, if possible, moisture at optimum levels to favor grass or alfalfa growth. Soil analysis can easily determine fertility needs.

These are essential management steps to ensure optimum desirable plant growth and competition. However, competition alone seldom is effective against Canada Thistle.

Chemical control. Read the label, follow directions and use precautions. Research at Colorado State University shows that Tordon 22K (picloram), Curtail (clopymalid plus 2,4-D), Transline (clopymalid), Banvel (dicamba), 2,4-D, and Telar (chlorsulfuron) are effective against Canada thistle. However, the effectiveness of these herbicides is best when combined with cultural and or mechanical control.

Banvel and 2,4-D may be used in pastures, rangeland, and non-crop; Tordon may be applied in permanent grass pastures, rangeland, and non-crop; Telar may be applied in non-crop only. Colorado State University data indicates that Banvel or Telar are effective when combined with 2,4-D as a split-season application.

Apply 2,4-D, 2 quarts per acre (A), in spring when Canada thistle is 10 to 15 inches tall, pre-bud to early bud growth stages; then re-treat in fall with Banvel (2 quarts/A) or Telar (1 ounce/A) to re-growth. Use a surfactant (0.25 percent to 0.5 percent v/v) with Telar for adequate control. Banvel also may be applied in early spring at 2 quarts/A when Canada thistle is in the rosette stage. Tordon (1 quart/A) or Tordon plus 2,4-D (1 quart + 1 quart/A) is effective whenever Canada thistle is actively growing, and fall applications are especially effective.

Curtail and Transline are effective when applied in spring after all Canada thistle plants have emerged. Apply Curtail (2 to 3 quarts/A) when the oldest Canada thistle plants are entering the bud growth stage and the youngest are in the rosette to bolting growth stages. Apply Transline (2/3 to 1 pt/A) when Canada thistle is in the rosette to bud growth stages. Transline at 1 pt/A also is effective when applied in fall.

Recent research at Colorado State University shows that the performance of Curtail to control Canada thistle can be improved when preceded by two or three mowings. Begin mowing when Canada thistle is 12 to 15 inches tall and repeat mowings at about one month intervals. Apply Curtail at 2 quarts/A in

October or about one month after the third mowing. This management system should be used for two consecutive years.

Mechanical control. Mowing hay meadows can be an effective tool if combined with herbicide treatments. Mowing alone is not effective unless conducted at one-month intervals over several growing seasons. Always combine mowing with cultural and chemical control. Mowing at hay cutting stimulates new Canada thistle shoots to develop from its root system. In grass hay meadows, fall herbicide treatments that follow mowing can be an effective management system because more Canada thistle foliage is present after cutting to intercept herbicide. Additionally, root nutrient stores decrease after mowing because the plant draws on them to develop new shoots.


If a Canada thistle infestation exists in a field to be rotated to alfalfa, it is best to control the weed before seeding alfalfa. Alfalfa is an effective competitor only after it is established and it will not adequately establish in a well-developed Canada thistle infestation. A Canada thistle management system can be initiated with crop or grass competition combined with herbicides with the plan to rotate to alfalfa at the plan's end.

Biological control. *Ceutorhyncus litura* is a weevil currently used as a biocontrol agent in Colorado. The female lays eggs underneath the Canada thistle leaves in early spring. Larvae bore into the main leaf vein then down into the plant's crown area. If the population is high enough, plant death can occur, otherwise Canada thistle is stressed and less vigorous.

Ceutorhyncus alone will not effectively control Canada thistle. Therefore, it must be combined with other methods to be successful. At present, the weevil should be combined with cultural techniques that allow for maximum desirable plant competition with Canada thistle. Research to combine *Ceutorhyncus* with herbicides or mowing has not been conducted. Research has shown that biological and chemical control are compatible for musk thistle and most likely will occur for Canada thistle. *Ceutorhyncus litura* is available through the Colorado Department of Agriculture.

Urophora cardui is another biocontrol insect that is available from the Colorado Department of Agriculture. Females lay eggs on apical meristems of developing shoots. Egg hatch and larvae burrow into shoots and their feeding incites huge galls to form that stress the plant, perhaps killing it. Galls that form near the terminal meristems (e.g. where flowers develop) keep the weed from flowering and reduce seed set.

*Are you interested
in MORE fact
sheets on
family, finance,
housing,
gardening, food
and nutrition?*



Call us at "The Other Bookstore" or the Cooperative Extension Resource Center (CERC) at Colorado State University for a complete fact sheet listing. Why call ourselves "The Other Bookstore"? Because our bookstore provides information you won't find anywhere else in the state.

Our publications deal with questions that are too local or specific to show up in a traditional bookstore. With a collection of user-friendly books, booklets, fact sheets, videotapes, and CD-ROM, we take on the problems you face - and we do it in a quick and conventional form.

For a copy of our publications catalog from Colorado State University Cooperative Extension, call (970) 491-6198, or write: CERC, 115 General Services Building, Colorado State University, Fort Collins, Colorado 80523-4061, or FAX (970) 491-2961, or email: CERC@vines.colostate.edu.

*We're the University bookstore that
serves Colorado!*