

# COLORADO COMMUNITY COLLEGE SYSTEM



COLORADO COMMUNITY  
COLLEGE SYSTEM

## FALL 2008 RETENTION REPORT

# National Student Clearinghouse (NSC) Retention Data

## CCCS New Summer and Fall 2007 Students Retained Summer and Fall 2008

### **Total New Students Enrolled Summer and Fall 2007**

**Degree-seeking only\*            16,879**

**Total Retained\*\*                    8,821**

**Total Not Retained                 8,058**

**Retention Rate                        52.26%**

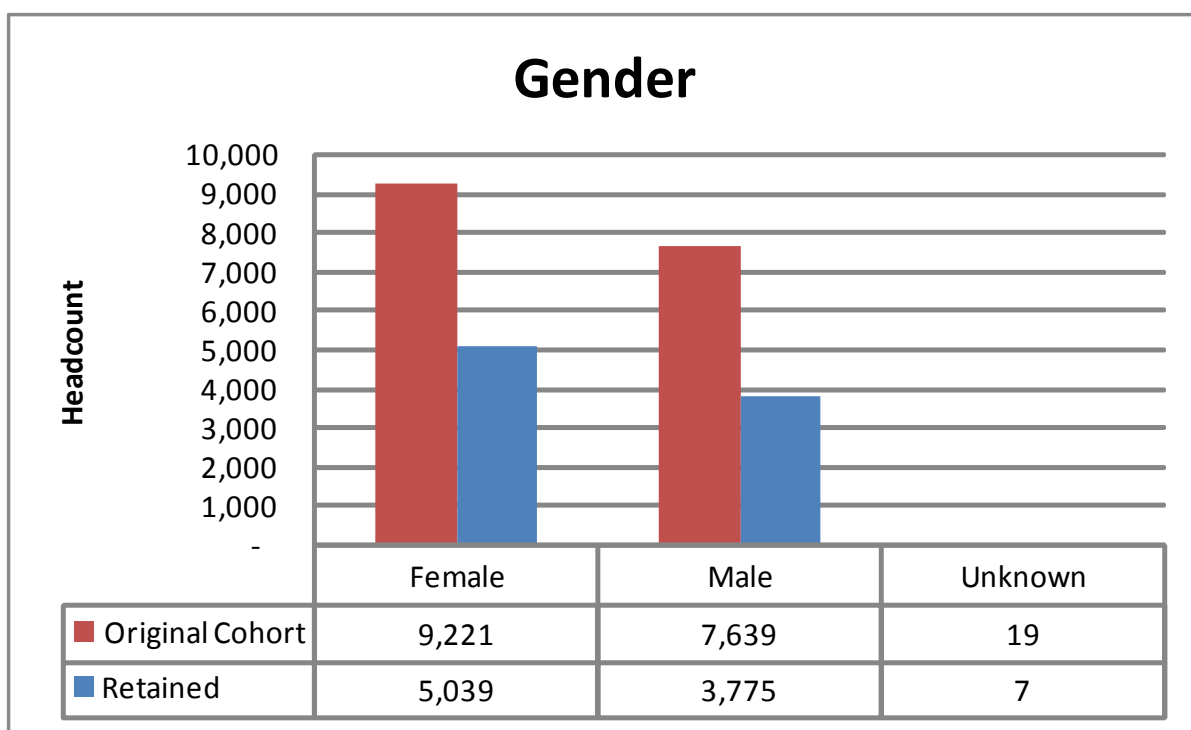
\*Original Cohort sent to NSC - New Students both countable and noncountable Summer and Fall 2007 Not Enrolled Summer and Fall 2008.

\*\*Includes transfers (1,668) in Summer and Fall 2008 and students who graduated (1,269) between Summer 2007 and Fall 2008.

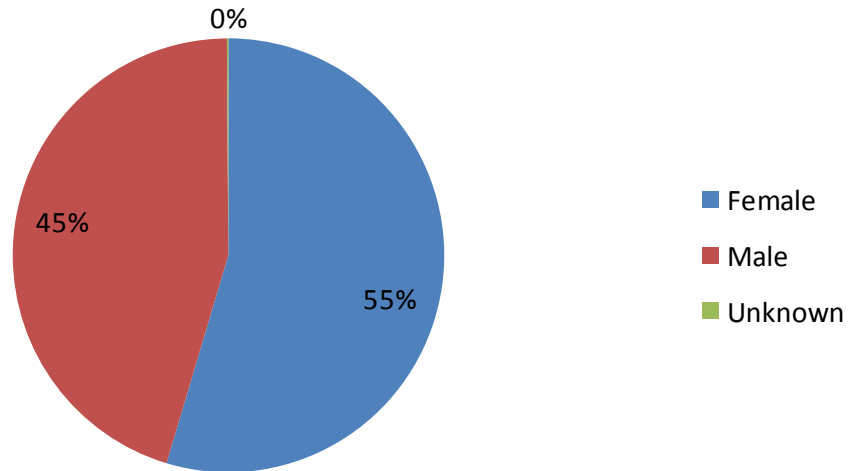
**Note:** National Student Clearinghouse matching performed on student name and date of birth. The overall match rate is 86%. Not all transfer institutions participate in National Student Clearinghouse.

# Student Demographics

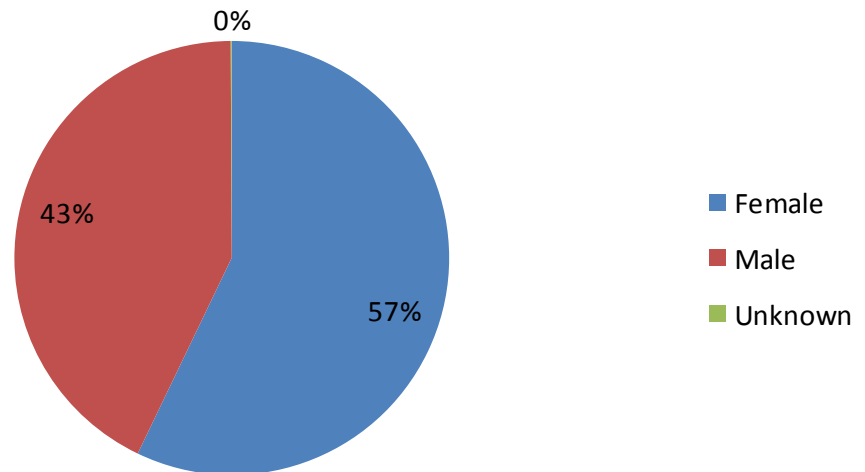
Gender	Original Cohort Headcount	Retained Headcount
Female	9,221	5,039
Male	7,639	3,775
Unknown	19	7
<b>Total</b>	<b>16,879</b>	<b>8,821</b>



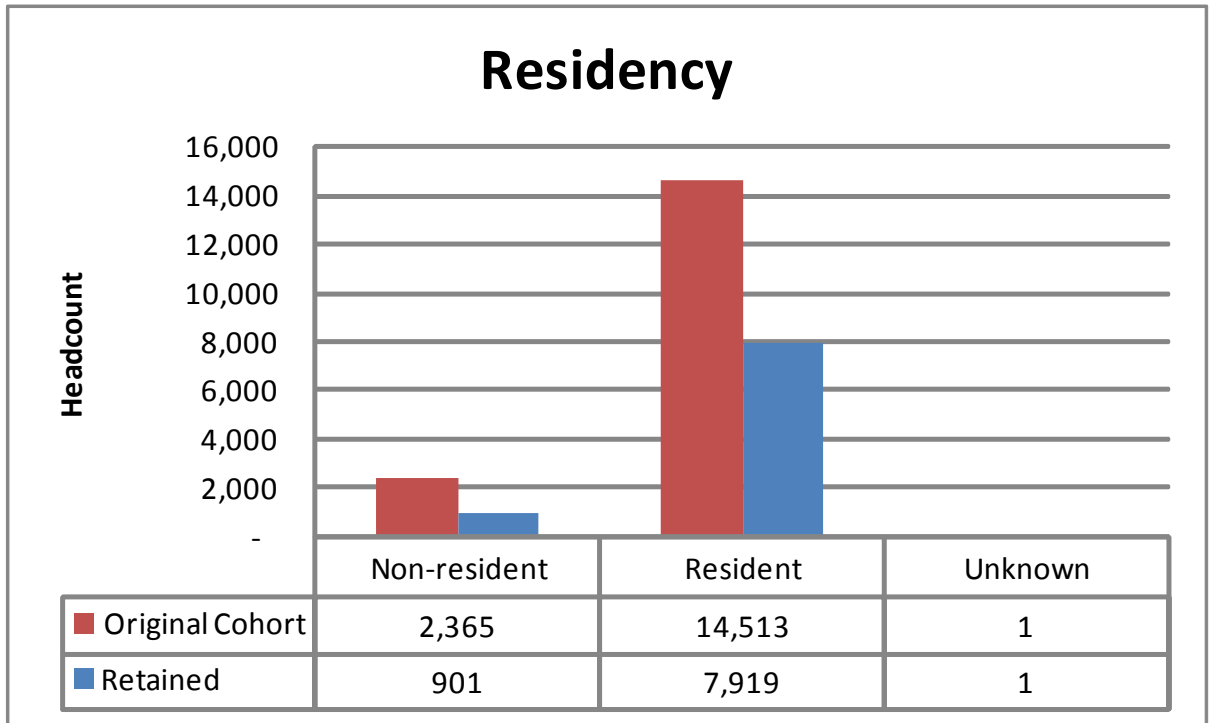
## Original Cohort Gender



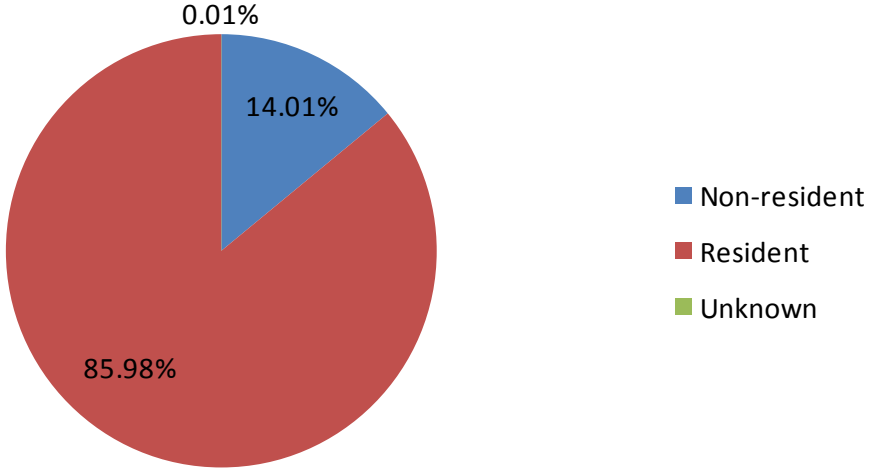
## Retained Gender



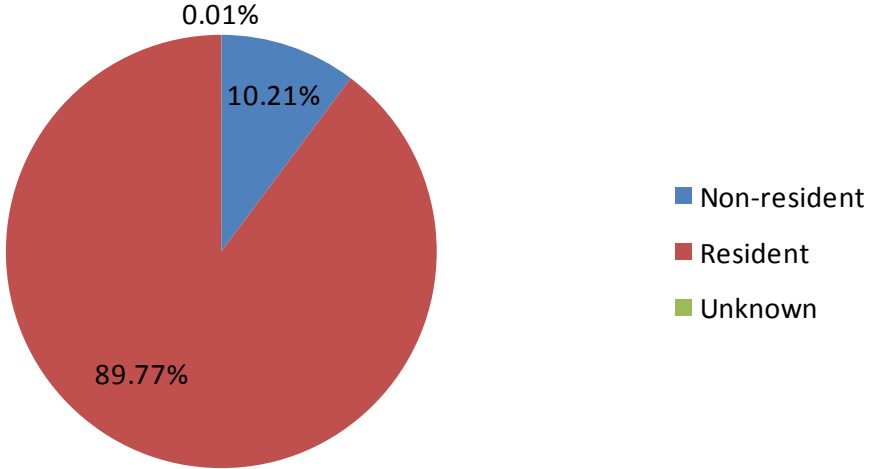
Residency	Original Cohort Headcount	Retained Headcount
Non-Resident	2,365	901
Resident	14,513	7,919
Under Review	1	1
<b>Total</b>	<b>16,879</b>	<b>8,821</b>



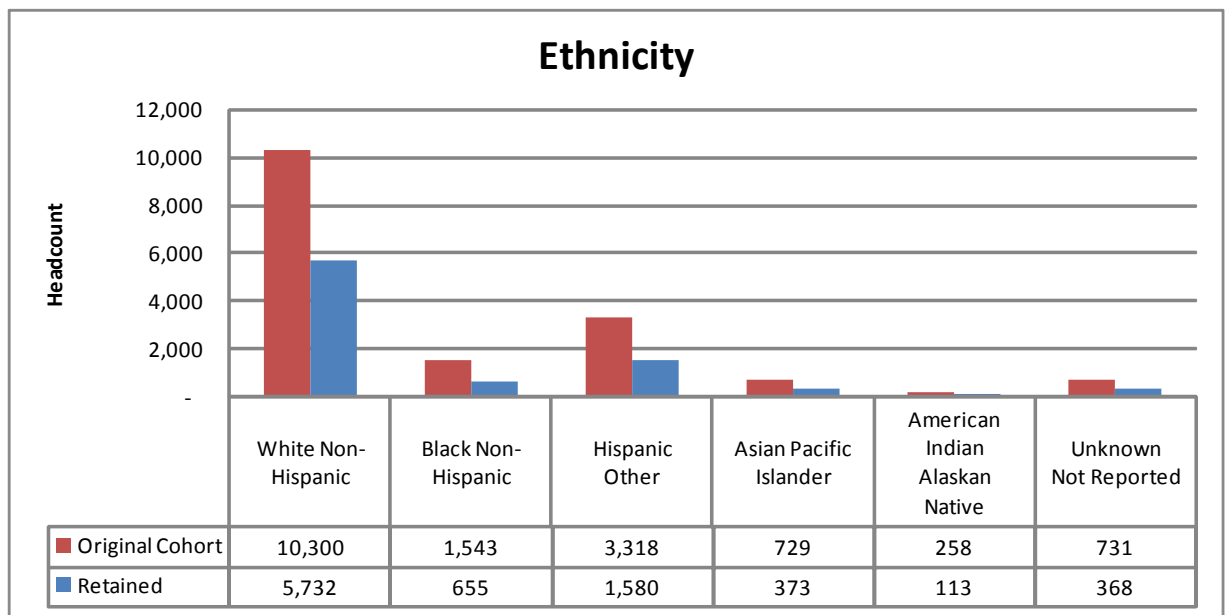
### Original Cohort Residency



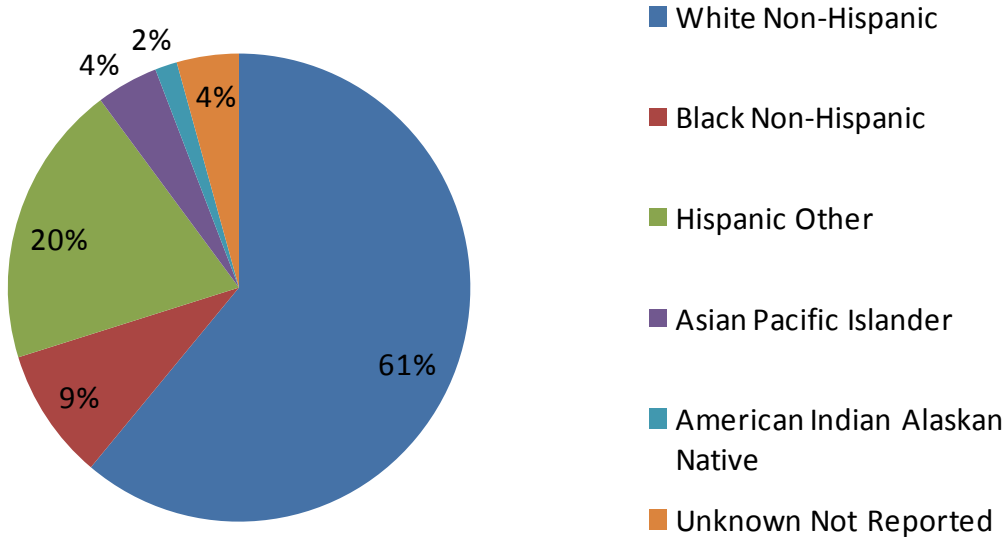
### Retained Residency



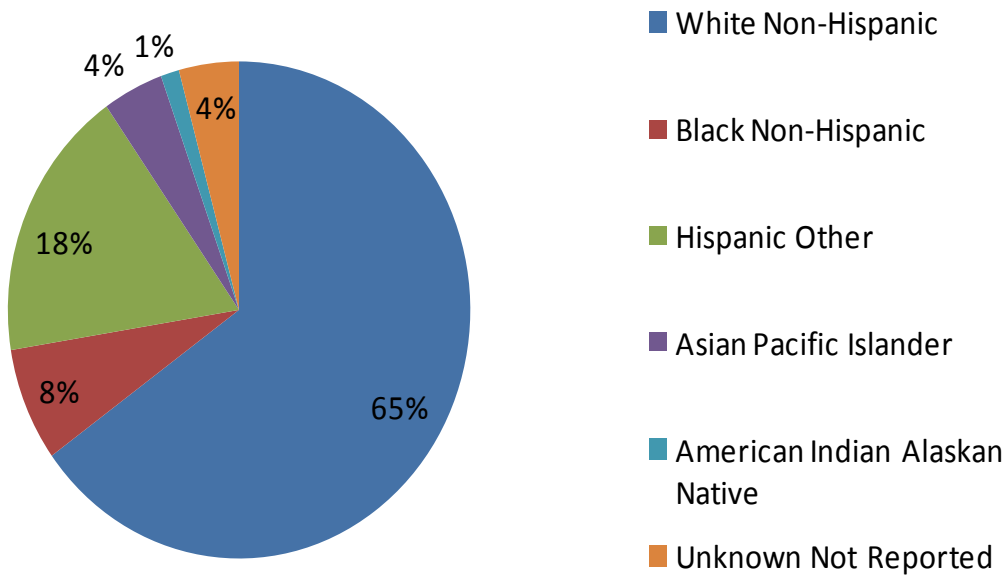
Ethnicity	Original Cohort Headcount	Retained Headcount
White Non-Hispanic	10,300	5,732
Black Non-Hispanic	1,543	655
Hispanic Other	3,318	1,580
Asian Pacific Islander	729	373
American Indian Alaskan Native	258	113
Unknown Not Reported	731	368
<b>Total</b>	<b>16,879</b>	<b>8,821</b>



# Original Cohort Ethnicity

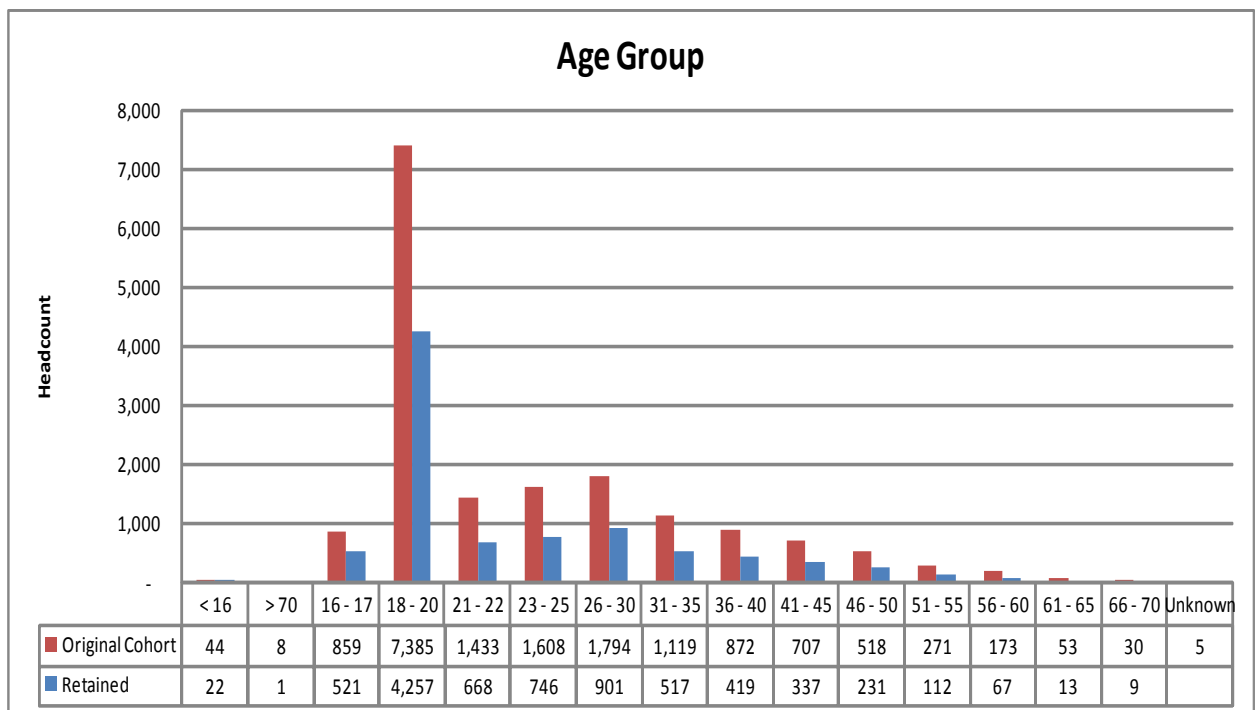


# Retained Ethnicity

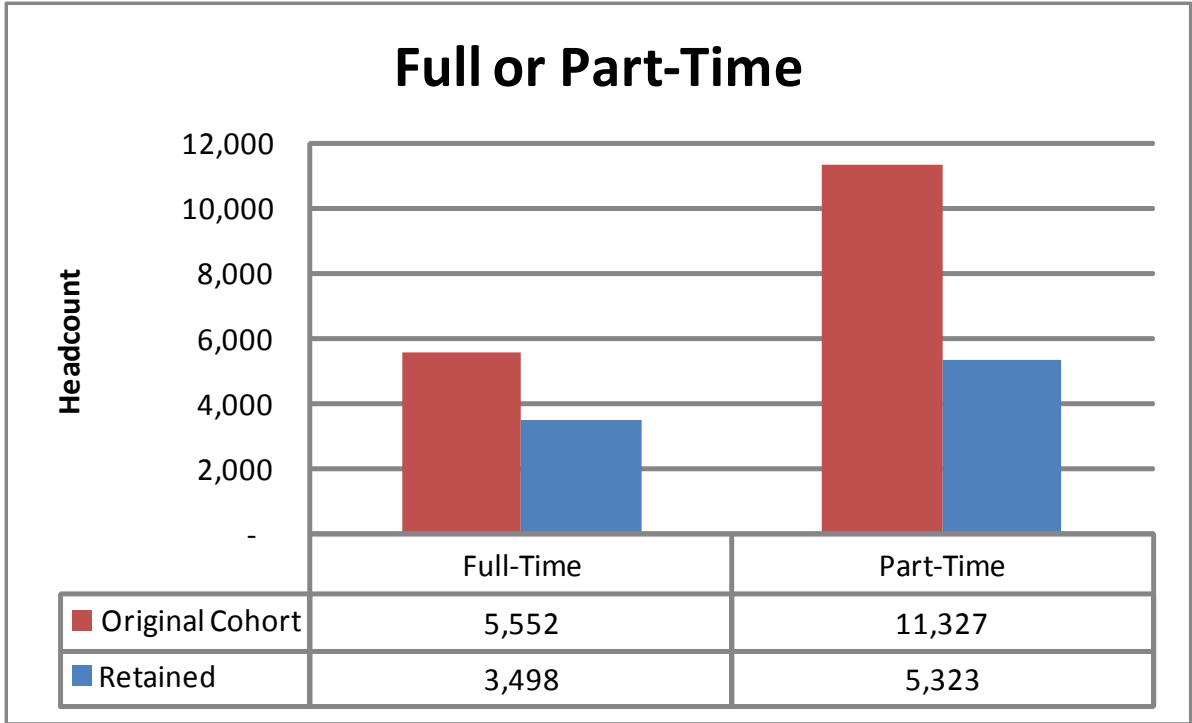




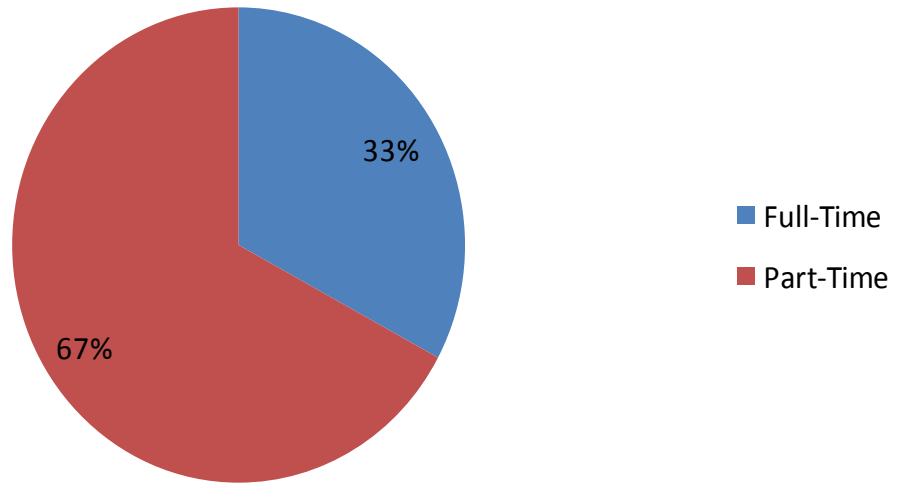
Age Group	Original Cohort Headcount	Retained Headcount
<16	44	22
>70	8	1
16-17	859	521
18-20	7,385	4,257
21-22	1,433	668
23-25	1,608	746
26-30	1,794	901
31-35	1,119	517
36-40	872	419
41-45	707	337
46-50	518	231
51-55	271	112
56-60	173	67
61-65	53	13
66-70	30	9
Unknown	5	0
<b>Total</b>	<b>16,879</b>	<b>8,821</b>



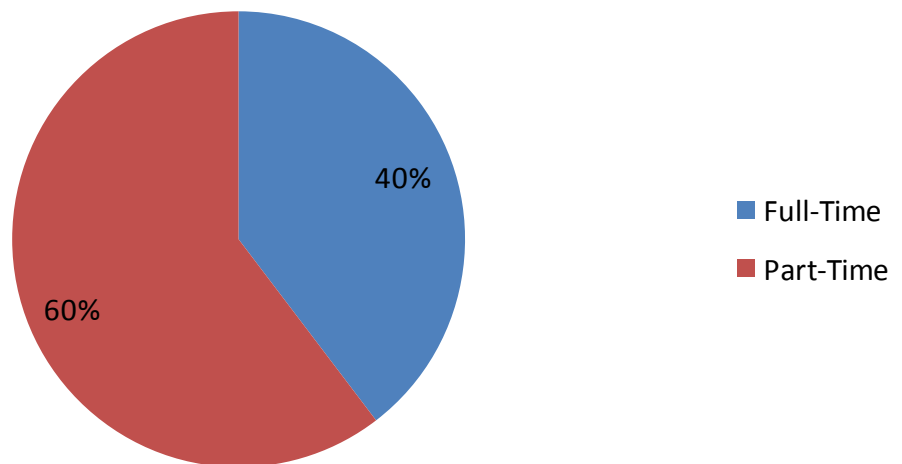
<b>Full or Part-Time</b>	<b>Original Cohort Headcount</b>	<b>Retained Headcount</b>
Full-Time	5,552	3,498
Part-Time	11,327	5,323
<b>Total</b>	<b>16,879</b>	<b>8,821</b>



## Original Cohort Full or Part-Time

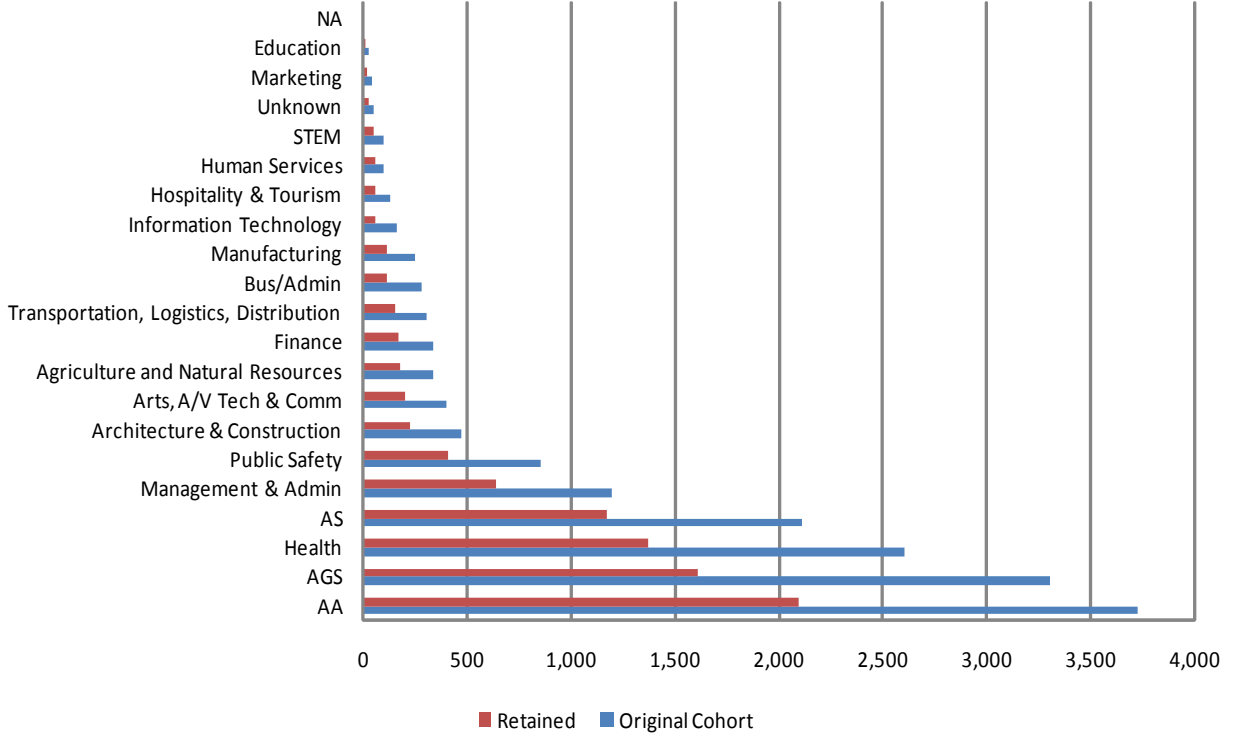


## Retained Full or Part-Time



<b>Program by Cluster</b>	<b>Original Cohort Headcount</b>	<b>Retained Headcount</b>	<b>Percent Retained</b>
NA	2	1	56.3%
Education	30	12	48.7%
Marketing	47	21	52.7%
Unknown	52	30	55.6%
STEM	100	57	53.5%
Human Services	107	62	48.4%
Hospitality & Tourism	139	63	47.8%
Information Technology	166	64	50.4%
Bus/Admin	255	117	54.1%
Manufacturing	283	116	52.5%
Agriculture and Natural Resources	311	184	51.8%
Transportation, Logistics, Distribution	339	161	41.3%
Finance	340	178	45.5%
Arts, A/V Tech & Comm	403	203	38.6%
Architecture & Construction	477	228	45.3%
Public Safety	861	417	57.9%
Management & Admin	1,204	644	57.0%
AS	2,112	1,175	57.7%
Health	2,609	1,375	44.7%
AGS	3,309	1,612	40.0%
AA	3,733	2,101	50.0%
<b>Total</b>	<b>16,879</b>	<b>8,821</b>	<b>52.3%</b>

## Program Clusters



<b>Retention by School</b>	<b>Original Cohort Headcount</b>	<b>Retained Headcount</b>	<b>Percent Retained</b>
Arapahoe Community College	1,310	727	55.5%
Community College of Aurora	1,431	727	50.8%
Community College of Denver	2,080	996	47.9%
Colorado Northwestern Community College	213	130	61.0%
Front Range Community College	3,559	2,031	57.1%
Lamar Community College	313	165	52.7%
Morgan Community College	303	158	52.1%
Northeastern Junior College	404	283	70.0%
Otero Junior College	386	249	64.5%
Pueblo Community College	1,086	536	49.4%
Pikes Peak Community College	3,304	1,567	47.4%
Red Rocks Community College	1,876	909	48.5%
Trinidad State Junior College	614	343	55.9%
<b>Total</b>	<b>16,879</b>	<b>8,821</b>	<b>52.3%</b>

