



Legislative Council Staff

Nonpartisan Services for Colorado's Legislature

Memorandum

Room 029 State Capitol, Denver, CO 80203-1784

Phone: (303) 866-3521 • Fax: (303) 866-3855

lcs.ga@coleg.gov • leg.colorado.gov/lcs

March 31, 2023

TO: Interested Persons

FROM: Juliann Jenson, Senior Research Analyst
Elizabeth Haskell, Principal Research Analyst

SUBJECT: State-Funded Behavioral Health Programs

Summary

This memorandum provides information about FY 2022-23 appropriations for state-funded behavioral health programs. Information for this memorandum was taken from:

- the FY 2022-23 Long Bill, House Bill 22-1329;
- other bills that include funding for behavioral health programs;
- Joint Budget Committee (JBC) staff FY 2022-23 figure-setting documents and the JBC Appropriations Report FY 2022-23; and
- department staff.

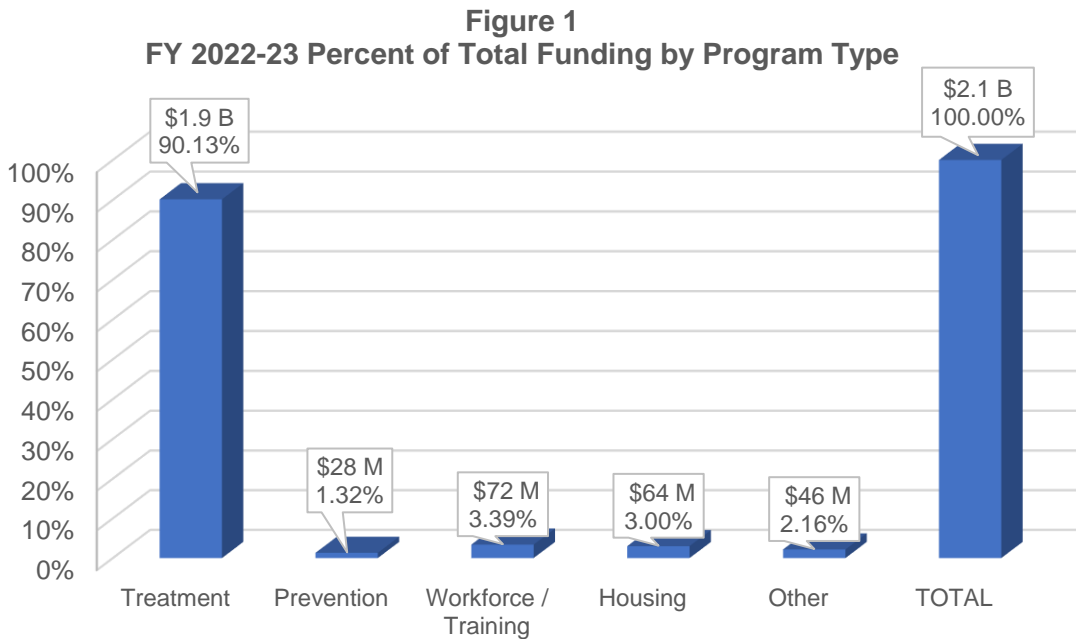
State Programs and Funding

Multiple state departments operate behavioral health programs in Colorado. For FY 2022-23, funding was allocated to 12 departments and the Judicial Branch for various programs focused on enhancing Colorado's support system for individuals experiencing behavioral health disorders.

Appendix A describes these state behavioral health programs and outlines eligibility requirements and funding information. Each program is categorized into one of five categories: treatment, prevention, workforce/training, housing, and other. The other category includes programs that do not fall into one of the other four categories.

Funding by program. For FY 2022-23, appropriations related to state-funded behavioral health programs totaled approximately \$2.1 billion, including \$653.2 million from the General Fund.

Figure 1 below depicts the distribution of funds by program type. The largest amount, \$1.9 billion or 90.1 percent, of the funding was directed to treatment programs. Workforce and training programs received 3.4 percent (\$72 million) of total funding, while housing programs received 3.0 percent (\$64 million), 2.2 percent (\$46 million) went to other purposes, such as related information technology projects, and 1.3 percent (\$28 million) was directed to prevention programs.

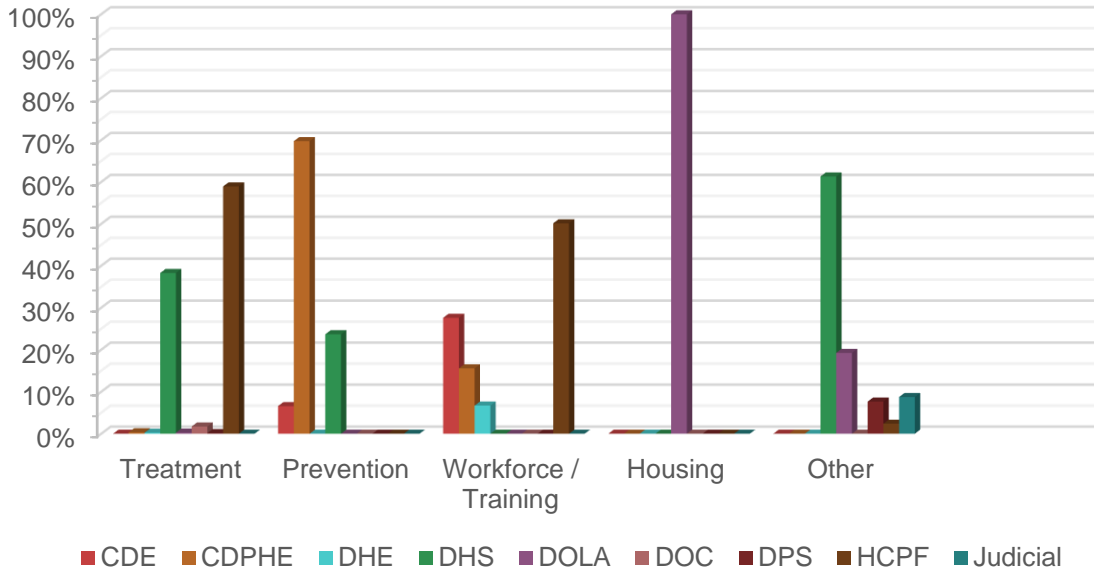


Source: Legislative Council Staff.

Funding by department. Of the \$2.1 billion dedicated to funding behavioral health programs, the Department of Health Care Policy and Financing (HCPF) received 59.6 percent and the Department of Human Services (DHS) received 30.4 percent. The Department of Local Affairs (DOLA) received all funding dedicated to housing programs. The remaining funds were distributed to the Judicial Branch and the following state departments: Department of Agriculture (DOA); Department of Corrections (DOC); Department of Early Childhood (DEC); Department of Education (CDE); Department of Higher Education (DHE); Department of Law (Law); Department of Public Health and Environment (DPHE); Department of Public Safety (DPS); and Department of Regulatory Agencies (DORA).

Figure 2 below shows the percentage of funding each department received by program type and the total percentage of the total funding each received. Departments that received less than 1 percent of program funding are not included in Figure 2.

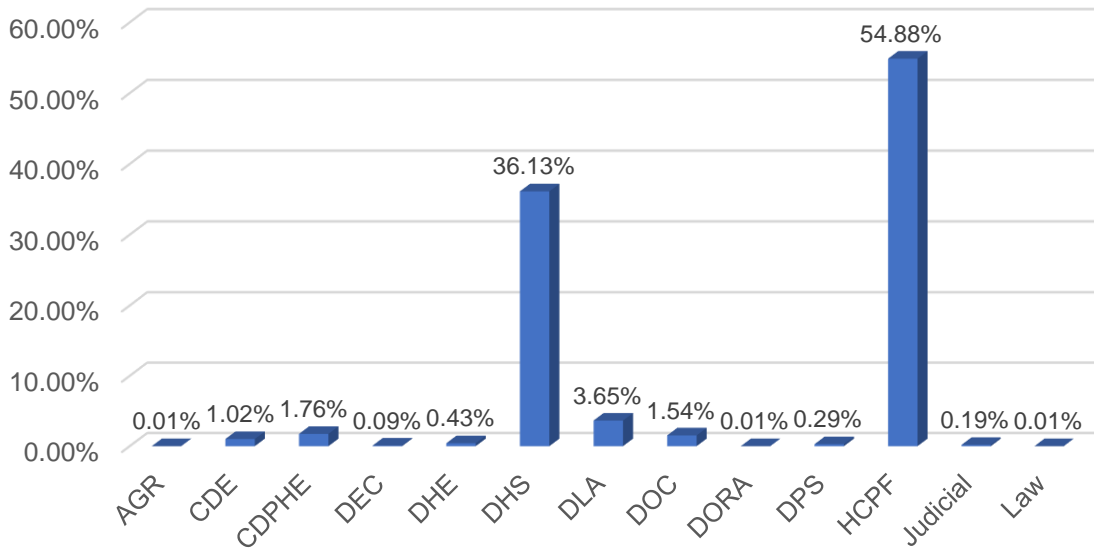
Figure 2
FY 2022-23 Percent of Program Funding by Department



Source: Legislative Council Staff.

Figure 3 shows percentage of the total state funding each department received for behavioral health programming.

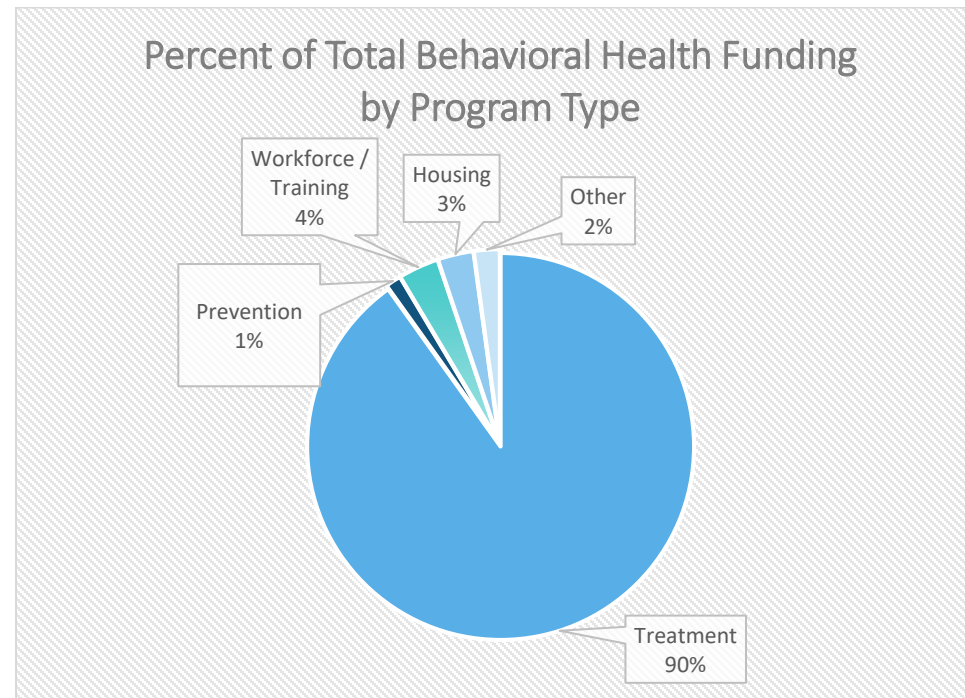
Figure 3
FY 2022-23 Percent of Total Behavioral Health Funding by Department



Source: Legislative Council Staff.

Appendix A: State-Funded Behavioral Health Programs

TOTAL STATE FUNDING FOR BEHAVIORAL HEALTH PROGRAMS		
Program Type	Funding	Percent of Total BH Funding
Treatment	\$1,922,657,126	90.1%
Prevention	\$28,080,775	1.3%
Workforce / Training	\$72,310,715	3.4%
Housing	\$64,028,787	3.0%
Other ⁽²⁾	\$46,167,495	2.2%
TOTAL		100%



Appendix A: State-Funded Behavioral Health Programs (Cont.)

Department of Agriculture

Program Name	Program Type	Program Description	Eligibility	FY 2022-23 Appropriation ⁽¹⁾	GF	CF	FF	Reappropriation Funds	FTE
Rural Mental Health Programs	T	Expands access to rural mental health programs	Residents of rural Colorado	\$200,000	\$200,000				
Total - AGR				\$200,000	\$200,000	\$0	\$0	\$0	0.0

Program Type	Department Percent of State Total
T = Treatment	0.01%
P = Prevention	0.00%
W/T = Workforce / Training	0.00%
H = Housing	0.00%
O = Other ⁽²⁾	0.00%

Appendix A: State-Funded Behavioral Health Programs (Cont.)

Department of Corrections

Program Name	Program Type	Program Description	Eligibility	FY 2022-23 Appropriation ⁽¹⁾	GF	CF	FF	Reapprop Funds	FTE
Mental Health Subprogram	T	Provides mental health program funding for individuals serving time in correctional facilities	Individuals committed to the DOC	\$21,298,098	\$18,298,098	\$3,000,000			162.6
Drug and Alcohol Treatment Subprogram	T	Provides substance abuse services to prison inmates and some in community corrections or intensive supervision programs, including: intake evaluation, assessment, and orientation; self-help meetings; facility-based education and treatment groups; drug testing; intensive treatment; and community/parole services	Individuals committed to the DOC	\$8,562,190	\$8,435,508			\$126,682	87.4
Medication Assisted Treatment	T	Infrastructure improvements for medication-assisted treatment in prison facilities	Individuals committed to the DOC	\$3,000,000		\$3,000,000			
Total - DOC				\$32,860,288	\$26,733,606	\$6,000,000	\$0	\$126,682	250.0

Program Type	Department Percent of State Total
T = Treatment	1.71%
P = Prevention	0.00%
W/T = Workforce / Training	0.00%
H = Housing	0.00%
O = Other ⁽²⁾	0.00%

Appendix A: State-Funded Behavioral Health Programs (Cont.)

Department of Early Childhood

Program Name	Program Type	Program Description	Eligibility	FY 2022-23 Appropriation⁽¹⁾	GF	CF	FF	Reapprop Funds	FTE
Children's Mental Health Programs	T	Contract with Colorado-based nonprofits for children's mental health programs	Children needing mental health services	\$2,000,000		\$2,000,000			0.3
Total - DEC				\$2,000,000	\$0	\$2,000,000	\$0	\$0	0.3

Program Type	Department Percent of State Total
T = Treatment	0.10%
P = Prevention	0.00%
W/T = Workforce / Training	0.00%
H = Housing	0.00%
O = Other ⁽²⁾	0.00%

Appendix A: State-Funded Behavioral Health Programs (Cont.)

Department of Education

Program Name	Program Type	Program Description	Eligibility	FY 2022-23 Appropriation⁽¹⁾	GF	CF	FF	Reapprop Funds	FTE
Project Advancing Wellness and Resiliency in Education (AWARE)	P	Mental health infrastructure and capacity building for state, local, and district partners, using a \$10 million grant from the Substance Abuse Mental Health Services Association (SAMHSA) spread over five years	CDE is working with multiple community partners and three LEAs, including Aurora Public Schools; Fountain-Ft. Carson School District; and Thompson School District	\$1,800,000			\$1,800,000		0
Behavioral Health Care Professional Matching Grant Program	W / T	Local education provider grants to: increase the presence of school health professionals in schools; provide training for school staff on the implementation of substance use prevention education; connect at-risk students with services; and, provide behavioral health services	School districts are eligible to apply for grant funding	\$19,959,590		\$19,959,590			5.4
Mental Health Education Resource Bank and Technical Assistance	P	Resource bank of mental health related program materials and curricula	Elementary and secondary students	\$46,709	\$46,709				0.6
Total - CDE				\$21,806,299	\$46,709	\$19,959,590	\$1,800,000	\$0	6

Program Type	Department Percent of State Total
T = Treatment	0.00%
P = Prevention	6.58%
W/T = Workforce / Training	27.60%
H = Housing	0.00%
O = Other ⁽²⁾	0.00%

Appendix A: State-Funded Behavioral Health Programs (Cont.)

Department of Health Care Policy and Financing

Program Name	Program Type	Program Description	Eligibility	FY 2022-23 Appropriation⁽¹⁾	GF	CF	FF	Reapprop Funds	FTE
Behavioral Health Administration	O	Staff and resources for the new Behavioral Health Administration, and fiscal impact from SB 22-106, conflict of interest in public behavioral health	N/A	\$331,714	\$289,057		\$42,657		5.4
Behavioral Health Capitation Programs	T	Medicaid mental health services and substance use treatment program. HCPF contracts with seven Regional Accountable Entities (RAEs) to provide these services through a managed care model, including assessment, treatment planning, case management, and inpatient and outpatient care for mental health and substance use treatment	Medicaid-enrolled clients who have a covered diagnosis and receive a covered service or procedure that is medically necessary	\$1,118,068,471	\$269,399,988	\$83,315,662	\$765,352,821		
Behavioral Health Fee-for-Service Payments	T	Includes autism spectrum, gender identity, and other disorders that are not covered by the behavioral health capitation program. Also covers fees for "partial dual-eligible" individuals who receive mental health services under their Medicare benefits	Medicaid-enrolled clients who are not eligible for capitation services, including children in the custody of DHS, and individuals with intellectual or developmental disabilities	\$12,970,664	\$2,881,495	\$846,243	\$9,242,926		
Primary Care and Behavioral Health Statewide Integration Grant Program	W / T	Implements evidence-based clinical integration care model in primary care clinics	Providers	\$34,750,000		\$34,750,000			
Screening, Brief Intervention, and Referral to Treatment Training Grant Program (SBIRT)	W / T	SBIRT training for professionals	Medicaid-eligible individuals	\$1,500,000		\$1,500,000			
Community Behavioral Health Administration	O	Administration of behavioral health capitation and other behavioral health programs	N/A	\$759,700	\$513,301		\$246,399		4.5

Appendix A: State-Funded Behavioral Health Programs (Cont.)

Department of Health Care Policy and Financing (Cont.)

Program Name	Program Type	Program Description	Eligibility	FY 2022-23 Appropriation⁽¹⁾	GF	CF	FF	Reaprop Funds	FTE
Community-based Mental Health Services Children and Youth Mental Health Treatment Act	T	Funds the required 50 percent fund match for the Children and Youth Mental Health Treatment Act	N/A	\$131,048	\$65,524		\$65,524		
Substance Use Treatment and Prevention Services - High Risk Pregnant Women Program	T	Funds the required 50 percent federal fund match for the High Risk Pregnant Women Program	N/A	\$1,903,091	\$915,546		\$951,454		
Total - HCPF				\$1,170,414,688	\$274,100,911	\$120,411,905	\$775,901,872	\$0	9.9

Program Type	Department Percent of State Total
T = Treatment	58.93%
P = Prevention	0.00%
W/T = Workforce / Training	50.13%
H = Housing	0.00%
O = Other ⁽²⁾	2.39%

Appendix A: State-Funded Behavioral Health Programs (Cont.)

Department of Higher Education

Program Name	Program Type	Program Description	Eligibility	FY 2022-23 Appropriation⁽¹⁾	GF	CF	FF	Reapprop Funds	FTE
University of Colorado School of Medicine Regional Health Connector Workforce Program	W / T	Improve coordination of primary care, public health, human services, and community health organizations throughout the state, including the 21 regions reaching urban, rural, and frontier counties	Providers, government agencies, community-based groups, and others working to improve the health of Coloradans	\$250,000		\$250,000			
Center for Substance Use Disorder, Prevention, Treatment, and Recovery at the University of Colorado Health Sciences Center	T	Medication-assisted treatment (\$3,000,000) and opioid awareness campaign (\$1,250,000)	Individuals needing MAT and the general public	\$4,250,000		\$4,250,000			
Colorado Pediatric Psychiatry Consultation Program (CoPPCAP)	W / T	Treatment for pediatric behavioral/mental health conditions in the primary care setting	Pediatric providers and patients	\$4,600,000		\$4,600,000			
Total - DHE				\$9,100,000	\$0	\$9,100,000	\$0	\$0	0.00

Program Type	Department Percent of State Total
T = Treatment	0.22%
P = Prevention	0.00%
W/T = Workforce / Training	6.71%
H = Housing	0.00%
O = Other ⁽²⁾	0.00%

Appendix A: State-Funded Behavioral Health Programs (Cont.)

Department of Human Services

Program Name	Program Type	Program Description	Eligibility	FY 2022-23 Appropriation⁽¹⁾	GF	CF	FF	Reapprop Funds	FTE
Division of Child Welfare - Respite and Residential Programs	T	Increase availability of respite and residential programs for children and adolescents	Children and adolescents in custody of county child welfare agencies needing residential treatment	\$11,628,023		\$11,628,023			
Community Behavioral Health Administration	O	Long Bill appropriation that historically funds the personal services and operating costs for the DHS Office of Behavioral Health	N/A	\$9,608,657	\$3,005,229	\$1,805,907	\$3,944,691	\$852,830	76.2
Create Behavioral Health Administration	O	Additional staff and resources to implement the Behavioral Health Administration (BHA)	N/A	\$3,037,701	\$3,037,701				52.8
Community Behavioral Health-Care Continuum Gap Grant Program	T	Eligible programs include community investment, children, youth, and family services, and, the substance use workforce	Nonprofits, local governments, community organizations	\$90,000,000		\$90,000,000			5.0
Behavioral Health Capacity Tracking System	O	Online centralized registry to provide updated information on mental health and substance use disorder treatment capacity at facilities across Colorado	The system is accessible to the public	\$42,611		\$42,611			
Mental Health Community Programs	T	BHA contracts with 17 community mental health centers for the provision of mental health treatment services to individuals and families who are low-income or not covered by insurance	Any Coloradan may receive services at a community mental health center. Financial assistance is targeted to individuals with incomes under 300 percent of the Federal Poverty Level who do not qualify for other public programs	\$81,789,734	\$67,076,305	\$6,342,804	\$8,239,577	\$131,048	
Treatment and Detoxification Programs	T	BHA contracts with four managed service organizations (MSOs) to provide substance use disorder treatment and detoxification services in seven catchment areas. MSOs subcontract with local treatment providers	Uninsured and underinsured Coloradans with incomes under 300 percent of the Federal Poverty Level not eligible for Medicaid	\$37,610,967	\$13,417,500	\$5,000,000	\$19,193,467		2.1

Appendix A: State-Funded Behavioral Health Programs (Cont.)

Department of Human Services (Cont.)

Program Name	Program Type	Program Description	Eligibility	FY 2022-23 Appropriation⁽¹⁾	GF	CF	FF	Reapprop Funds	FTE
Increasing Access to Effective Substance Use Disorder Services (SB16-202)	T	MSOs implement community action plans to increase access to regional substance use disorder services, including start-up costs and other expenses necessary to expand capacity	Uninsured and underinsured Coloradans with incomes under 300 percent of the FPL who do not qualify for Medicaid	\$16,122,754		\$16,122,754			
Community Prevention and Treatment Programs	T	Reduce persistent drunk driving, and prevent and treat alcohol and drug abuse, including rural counties with a population below 30,000 for children ages 8 to 17 and detoxification facilities in six of the seven MSO regions (all except Boulder)	Varies by program	\$5,940,149		\$2,552,331	\$3,387,818		
Offender Services	T	Local treatment provider contracts to offer two types of treatment programs: 1) "Short-term Intensive Residential Remediation Treatment" program funds services to reduce recidivism; and 2) "Strategies for Self-improvement and Change" program for cognitive behavioral therapy for adult offenders who abuse substances	Individuals involved with the criminal justice system	\$4,663,955	\$3,158,782			\$1,505,173	
High-Risk Pregnant Women	T	Increases access for substance use disorder treatment and support for pregnant women and new mothers for up to one year postpartum	Women with substance use disorders who are pregnant or postpartum	\$1,903,091				\$1,903,091	
Behavioral Health Crisis Response System	P and T	Ten 24-hour walk-in crisis centers throughout the state, a telephone hotline, texting service, and online chat service for persons experiencing mental, emotional, or substance use issues, including those who may be suicidal	All Coloradans	\$37,312,898	\$29,759,861	\$7,553,037			

Appendix A: State-Funded Behavioral Health Programs (Cont.)

Department of Human Services (Cont.)

Program Name	Program Type	Program Description	Eligibility	FY 2022-23 Appropriation⁽¹⁾	GF	CF	FF	Reapprop Funds	FTE
Integrated Behavioral Health Services	T	Includes community transition services, criminal justice diversion programs, jail-based behavioral health services, the Circle Program and other rural treatment programs for people with co-occurring disorders, and the Medication Consistency and Health Information Exchange	Programs for special populations, including individuals with co-occurring illnesses. Also includes funding for medication and health information programs	\$52,875,944	\$20,468,806	\$24,402,060		\$8,005,078	5.3
Colorado Land-based Tribe Behavioral Health Grant Program	T	Behavioral health facility renovation and construction	Southern Ute or Ute Mountain Ute Tribes	\$5,000,000		\$5,000,000			
Youth and Family Behavioral Health Care	T	In-home and residential respite care, operational support for psychiatric residential treatment facilities, additional substance use treatment beds, crisis service program continuation, and neuro-psych facility construction	Youth requiring treatment and services and family members in need of respite	\$54,667,948		\$54,667,948			4.0
Increase Residential Behavioral Health Beds	T	Increases number of residential behavioral health beds, creates a new Medicaid provider type, and requires licensing of the new provider type of mental health residential facilities	Adults needing residential care	\$29,620,791	\$91,938	\$29,436,916	\$91,937		13.1
Early Intervention, Deflection, and Redirection from the Criminal Justice System Grant Program	T	Community responses to behavioral health crises to mitigate involvement in the criminal justice system	Individuals in crisis who are involved with the criminal justice system	\$50,700,000		\$50,700,000			
Mental Health Institutes	T	Operation of the two mental health institutes: the Mental Health Institute at Fort Logan (CMHIFL) and the Mental Health Institute at Pueblo (CMHIP)	Individuals who meet medical necessity for inpatient psychiatric hospitalization or have pending criminal charges and require evaluation and treatment, both in the institutes and in community settings	\$152,307,406	\$134,673,075	\$6,269,039		\$11,365,292	1362.4

Appendix A: State-Funded Behavioral Health Programs (Cont.)

Department of Human Services (Cont.)

Program Name	Program Type	Program Description	Eligibility	FY 2022-23 Appropriation⁽¹⁾	GF	CF	FF	Reapprop Funds	FTE
Forensic Services	T	Services provided for individuals who may not be competent to stand trial, who require restoration to competency, or who have been found not guilty by reason of insanity. Amount includes \$12 million fines and fees paid for failure to comply with a class action settlement agreement concerning individuals waiting in county jails for services	Individuals who may not be competent to stand trial, who require restoration to competency, or who have been found not guilty by reason of insanity	\$47,097,247	\$47,097,247				119.7
Office of Early Childhood for Mental Health Services	T	Mental health services for early childhood age individuals	Early childhood age individuals who need mental health services	\$6,014,990	\$1,593,107		\$4,421,883		1.7
Ombudsman for Access to Behavioral Health Care	O	Resolve behavioral health care access and coverage concerns or complaints for consumers and health care providers	Ombudsman Office	\$133,417	\$133,417				1.5
Investments in Care Coordination Infrastructure	O	Investments to develop the statewide care coordination infrastructure, including a cloud-based platform	Behavioral health providers that do not utilize electronic health records	\$12,200,000		\$12,200,000			3.0
Promoting Crisis Services to Students	P	Colorado Crisis Services contact information on student identification cards, in addition to providing schools with outreach materials	Colorado public school students	\$267,065	\$267,065				0.9
Health Needs of Persons in Criminal Justice System	T	Community responses to behavioral health crises to mitigate individuals' involvement in the criminal justice system	Grantees include agencies working to reduce individuals involvement in the criminal justice system	\$50,700,000		\$50,700,000			6.0
Indirect Cost Assessment	O	Funds transferred from OBH to CDHS to cover indirect costs generated by OBH	N/A	\$3,457,690		\$1,838,601	\$1,564,089	\$55,000	

Appendix A: State-Funded Behavioral Health Programs (Cont.)

Department of Human Services (Cont.)

Program Name	Program Type	Program Description	Eligibility	FY 2022-23 Appropriation ⁽¹⁾	GF	CF	FF	Reapprop Funds	FTE
			Total - DHS	\$771,085,203	\$323,780,033	\$376,313,180	\$47,174,478	\$23,817,512	1,653.7

Program Type	Department Percent of State Total
T = Treatment	38.28%
P = Prevention	23.68%
W / T = Workforce / Training	0.00%
H = Housing	0.00%
O = Other ⁽²⁾	61.31%

Appendix A: State-Funded Behavioral Health Programs (Cont.)

Judicial Branch

Program Name	Program Type	Program Description	Eligibility	FY 2022-23 Appropriation⁽¹⁾	GF	CF	FF	Reapprop Funds	FTE
Health Needs of Persons in Criminal Justice System	O	Pretrial diversion workload for district attorneys	DA offices	\$4,000,000		\$4,000,000			
Total - DOJ				\$4,000,000		\$4,000,000	\$0	\$0	0.0

Program	Department Percent of State Total
T = Treatment	0.01%
P = Prevention	0.00%
W / T = Workforce / Training	0.00%
H = Housing	0.00%
O = Other ⁽²⁾	8.75%

Appendix A: State-Funded Behavioral Health Programs (Cont.)

Department of Law

Program Name	Program Type	Program Description	Eligibility	FY 2022-23 Appropriation⁽¹⁾	GF	CF	FF	Reapprop Funds	FTE
Legal Services – Behavioral Health Administration	O	Additional 1.0 FTE attorney for BHA	N/A	\$177,426	\$177,426				1.0
Total - DOJ				\$177,426	\$177,426	\$0	\$0	\$0	1.0

Program	Department Percent of State Total
T = Treatment	0.00%
P = Prevention	0.00%
W / T = Workforce / Training	0.00%
H = Housing	0.00%
O = Other ⁽²⁾	0.39%

Appendix A: State-Funded Behavioral Health Programs (Cont.)

Department of Local Affairs

Program Name	Program Type	Program Description	Eligibility	FY 2022-23 Appropriation⁽¹⁾	GF	CF	FF	Reapprop Funds	FTE
Low-Income Housing Subsidies	H	Housing vouchers, primarily for individuals and families with very low incomes, people with disabilities, and people who are homeless. Individuals with disabilities include those with mental illnesses or a substance use disorder, along with individuals with substance use disorders who are transitioning from prison, jail, or a mental health facility; and individuals who are homeless and transitioning from residential treatment	Individuals and families with very low incomes, people with disabilities, and people who are homeless	\$64,028,787	\$11,613,101	\$939,649	\$51,476,037		
Fort Lyon Supportive Housing Program	T	Contract with Colorado Coalition for the Homeless to administer the program's residential and supportive services, and with Bent County for facility maintenance and operations	Residents must have a substance use disorder and be homeless or at imminent risk of homelessness	\$4,999,361	\$4,999,361				1.0
Peace Officers Behavioral Health Support and Community Partnership Fund	O	Access to mental health professionals for county sheriffs' offices and municipal police departments	County sheriffs' offices and municipal police departments	\$2,000,000	\$2,000,000				

Appendix A: State-Funded Behavioral Health Programs (Cont.)

Department of Local Affairs (Cont.)

Program Name	Program Type	Program Description	Eligibility	FY 2022-23 Appropriation⁽¹⁾	GF	CF	FF	Reapprop Funds	FTE
Peace Officers Mental Health Support Grant Program	O	Access to mental health professionals for county sheriffs' offices and municipal police departments	County sheriffs' offices and municipal police departments	\$6,800,000				\$6,800,000	
Total - DOLA				\$77,828,148	\$18,612,462	\$939,649	\$51,476,037	\$6,800,000	1.0

Program	Department Percent of State Total
T = Treatment	0.26%
P = Prevention	0.00%
W / T = Workforce / Training	0.00%
H = Housing	100.00%
O = Other ⁽²⁾	19.25%

Appendix A: State-Funded Behavioral Health Programs (Cont.)

Department of Public Health and Environment

Program Name	Program Type	Program Description	Eligibility	FY 2022-23 Appropriation⁽¹⁾	GF	CF	FF	Reapprop Funds	FTE
Administration and support and health facilities division impact from BHA creation	O	Adjustments to DPHE funding for administration and support and the health facilities division as a result of the BHA creation included in HB 22-1278	N/A	(\$24,187)	(\$24,187)				(0.2)
Substance Abuse Prevention Program	P	Implement evidence-based practices for substance abuse prevention among youth	Includes 20 communities that have selected substance abuse prevention as a priority on their Public Health Improvement Plans and 25 additional communities selected through a competitive bid process to implement the Communities That Care model	\$9,452,511		\$9,452,511			4.5
Primary Care Office	W / T	Loan repayment for certain primary health care providers, including, but not limited to, behavioral health care providers and candidates for certain types of professional behavioral health licensure	Primary care providers willing to work in areas of the state that are short of providers, including behavioral health providers	\$11,251,125	\$3,019,324	\$7,103,301	\$1,128,500		6.5
Prevention Services Division	P	Prevention impact from creating BHA, per HB 22-1278	N/A	\$8,819,856	\$48,111	\$590,497		\$8,181,248	11.2
School-Based Health Center Grant Program	T	Education, intervention, and prevention for opioid, alcohol, marijuana, and other substance use disorders in school-based health centers	Colorado school districts with health centers	\$6,519,267	\$5,019,267	\$1,500,000			2.4

Appendix A: State-Funded Behavioral Health Programs (Cont.)

Department of Public Health and Environment (Cont.)

Program Name	Program Type	Program Description	Eligibility	FY 2022-23 Appropriation⁽¹⁾	GF	CF	FF	Reapprop Funds	FTE
Opiate Antagonist Bulk Purchase Fund	T	Access to opioid antagonists for first responders and other agencies	Local governments; law enforcement agencies; harm reduction agencies; educational institutions; an entity with access to publicly accessible defibrillators	\$156,514	\$156,514				2.0
Office of Suicide Prevention	P	Resource clearinghouse for information and trainings on suicide, prevention, mental health disorders, and statistics on suicide and related risk factors	Anyone who is impacted by suicide may access OSP's resources and materials. Certain community organizations may apply for OSP grants	\$1,312,469	\$1,312,469				2.9
Total - DPHE				\$37,487,555	\$9,531,498	\$18,646,309	\$1,128,500	\$8,181,248	29.3

Program	Department Percent of State Total
T = Treatment	0.35%
P = Prevention	69.74%
W / T = Workforce / Training	15.56%
H = Housing	0.00%
O = Other ⁽²⁾	(0.05%)

Appendix A: State-Funded Behavioral Health Programs (Cont.)

Department of Public Safety

Program Name	Program Type	Program Description	Eligibility	FY 2022-23 Appropriation⁽¹⁾	GF	CF	FF	Reapprop Funds	FTE
Health Needs of Persons in Criminal Justice System	O	Administer grant program to counties	N/A	\$3,500,000		\$3,500,000			10.9
Services for substance abuse and co-occurring disorders	T	Specialized substance abuse treatment services for offenders in intensive residential treatment programs, therapeutic communities, and Drug Abuse Residential Treatment Program	Individuals committed to the DOC	\$2,642,525				\$2,642,525	
Total - DPS				\$6,142,525	\$0	\$3,500,000	\$0	\$2,642,525	10.9

Program	Department Percent of State Total
T = Treatment	0.14%
P = Prevention	0.00%
W / T = Workforce / Training	0.00%
H = Housing	0.00%
O = Other ⁽²⁾	7.66%

Appendix A: State-Funded Behavioral Health Programs (Cont.)

Department of Regulatory Affairs

Program Name	Program Type	Program Description	Eligibility	FY 2022-23 Appropriation⁽¹⁾	GF	CF	FF	Reapprop Funds	FTE
Behavioral Health Administration	O	Additional staff and resources	N/A	\$142,766		\$142,766			10.9
Total - DORA				\$142,766	\$0	\$142,766	\$0	\$0	0.0

Program	Department Percent of State Total
T = Treatment	0.00%
P = Prevention	0.00%
W / T = Workforce / Training	0.00%
H = Housing	0.00%
O = Other ⁽²⁾	0.31%

Appendix A: State-Funded Behavioral Health Programs (Cont.)

Notes:

1. Totaled individual funding source amounts may not equal total appropriation due to rounding.
2. “Other” program type includes appropriations for regulatory, information technology, or administrative services. For example, appropriations for the Ombudsman’s Office and the Behavioral Health Capacity Tracking System (Both DHS) are classified as other.

Source: FY 2022-23 Long Bill (HB 22-1329) and other bills including FY 2022-23 appropriations for mental health and SUD programs and services, and department staff.
Only includes appropriations for the administration and management of state-operated behavioral health agencies and programs where these amounts are identified as line items in the Long Bill (e.g. OBH).