

Colorado Community College System
Financial Statements and Independent Auditor's Reports
Financial Audit
Years Ended June 30, 2021 and 2020
Compliance Audit
Year Ended June 30, 2021

LEGISLATIVE AUDIT COMMITTEE

Senator Jim Smallwood
Chair

Senator Robert Rodriguez
Vice Chair

Representative Rod Bockenfeld

Representative Dafna Michaelson Jenet

Senator Julie Gonzales

Representative Dylan Roberts

Representative Colin Larson

Senator Rob Woodward

OFFICE OF THE STATE AUDITOR

Kerri L. Hunter

State Auditor

Marisa Edwards

Deputy State Auditor

Monica Power

Contract Monitor

BKD, LLP

Contractor

AN ELECTRONIC VERSION OF THIS REPORT IS AVAILABLE AT
WWW.COLORADO.GOV/AUDITOR

A BOUND REPORT MAY BE OBTAINED BY CALLING THE
OFFICE OF THE STATE AUDITOR
303.869.2800

PLEASE REFER TO REPORT NUMBER 2111F WHEN REQUESTING THIS REPORT

THIS PAGE LEFT BLANK INTENTIONALLY

The Members of the Legislative Audit Committee and
State Board for Community Colleges and Occupational Education

We have completed the financial statement audits of the Colorado Community College System as of and for the years ended June 30, 2021 and 2020. Our audits were conducted in accordance with auditing standards generally accepted in the United States of America and the standards applicable to financial audits contained in *Government Auditing Standards*, issued by the Comptroller General of the United States.

We were engaged to conduct our audits pursuant to Section 2-3-103, C.R.S., which authorizes the State Auditor to conduct or cause to be conducted audits of all departments, institutions and agencies of state government. The reports which we have issued as a result of this engagement are set forth in the table of contents which follows.

BKD, LLP

Denver, Colorado
January 25, 2022

THIS PAGE LEFT BLANK INTENTIONALLY

Colorado Community College System

June 30, 2021

Table of Contents

	Page(s)
Report Summary	1–2
Recommendation Locator	3
Financial and Compliance Audit	
Description of the Colorado Community College System	4–5
Findings and Recommendations.....	6–10
Disposition of Prior Audit Findings and Recommendations	11
Independent Auditor’s Report	13–15
Management’s Discussion and Analysis (Unaudited).....	17–37
Business-Type Activities – Statements of Net Position	38–39
Discretely Presented Component Units – Statements of Financial Position	40
Fiduciary Fund – Statements of Fiduciary Net Position.....	41
Business-Type Activities – Statements of Revenues, Expenses and Changes in Net Position	42–43
Discretely Presented Component Units – Statements of Activities.....	44–45
Fiduciary Fund – Statements of Changes in Fiduciary Net Position.....	47
Business-Type Activities – Statements of Cash Flows	48–49
Notes to Financial Statements	51–99
Required Supplementary Information	
Schedule of Proportionate Share of Net Pension Liability (NPL) (Unaudited)	103
Schedule of Contributions for Net Pension Liability (NPL) (Unaudited).....	104
Notes to Required Supplementary Information (NPL).....	105
Schedule of Proportionate Share of Other Postemployment Benefits (OPEB) (Unaudited).....	106
Schedule of Contributions for Other Postemployment Benefits (OPEB) (Unaudited)	107
Notes to Required Supplementary Information (OPEB)	108

Colorado Community College System

June 30, 2021

Table of Contents (continued)

	Page(s)
Report on Internal Control Over Financial Reporting and on Compliance and Other Matters Based on an Audit of Financial Statements Performed in Accordance with <i>Government Auditing Standards</i> – Independent Auditor’s Report	109–110
Required Communications to Legislative Audit Committee and State Board for Community Colleges and Occupational Education	111–113
Schedule of Uncorrected Misstatements	115–116

Colorado Community College System

Report Summary

Year Ended June 30, 2021

Purpose and Scope of Audit

The Office of the State Auditor of the State of Colorado engaged BKD, LLP (BKD) to conduct a financial and compliance audit of the Colorado Community College System (CCCS or the System) for the years ended June 30, 2021 and 2020. BKD performed the audits in accordance with auditing standards generally accepted in the United States of America and the standards applicable to financial audits contained in *Government Auditing Standards* issued by the Comptroller General of the United States. BKD was not engaged to audit the System's aggregate discretely presented component units which includes the Colorado Community College System Office Foundation and 14 college foundations (the Foundations). The Foundations were audited by other auditors as disclosed in the Independent Auditor's Report and the audits of the Foundations were not performed in accordance with the standards applicable to financial audits contained in *Government Auditing Standards*.

The purposes and scope of the audit were to:

- Express opinions on the financial statements of the System as of and for the years ended June 30, 2021 and 2020.
- Issue a report on the System's internal control over financial reporting and on compliance with certain provisions of laws, regulations, contracts and grant agreements and other matters based on our audit of the financial statements performed in accordance with *Government Auditing Standards* for the year ended June 30, 2021.
- Evaluate compliance with laws, regulations, contracts, and grants governing the expenditure of federal funds for the year ended June 30, 2021.
- Evaluate progress in implementing prior year audit recommendations.

The System's schedule of expenditures of federal awards and applicable opinions thereon, issued by the Office of the State Auditor, are included in the Statewide Single Audit Report issued under separate cover.

Audit Opinions and Reports

The independent auditor's reports included herein expressed unmodified opinions on the System's financial statements as of and for the years ended June 30, 2021 and 2020. Our report included a reference to other auditors who audited the financial statements of the aggregate discretely presented component units, as described in our report on the System's financial statements.

No material weaknesses in internal control over financial reporting were identified.

No instances of noncompliance considered material to the financial statements were disclosed by the audit.

Colorado Community College System

Report Summary

Year Ended June 30, 2021

Significant Audit Adjustments

There were no proposed audit adjustments recorded as a result of the audit.

Summary of Audit Findings

Higher Education Emergency Relief Fund (HEERF) Reporting Compliance

There was one finding identified in our testing of Higher Education Emergency Relief Funds (HEERF) expenditures under Title 2 U.S. *Code of Federal Regulations* (CFR) Part 200, *Uniform Administrative Requirements, Cost Principles, and Audit Requirements for Federal Awards* (Uniform Guidance). The finding was as follows: Lamar Community College, Northeastern Junior College, Otero Junior College, and Pikes Peak Community College Campuses did not implement adequate internal controls in place to ensure they complied with the HEERF grant reporting requirements.

Recommendations and Responses

A summary of our recommendations and responses from the System can be found in the Recommendation Locator Section of this report. The System's response to the finding has not been subjected to the auditing procedures applied in the audit of the financial statements, and accordingly, we express no opinion on it.

Summary of Progress in Implementing Prior Audit Recommendations

For the fiscal year 2021 audit, we performed test work to determine the disposition of the prior year recommendation relating to fiscal year 2020. We found that the recommendation for the fiscal year ended June 30, 2020, was fully implemented. See the Disposition of Prior Audit Findings and Recommendations section of this report for further information.

Colorado Community College System

Recommendation Locator

Year Ended June 30, 2021

Recommendation Number	Page Number	Recommendation Summary	Agency Addressed	Response	Implementation Date
2021-01	10	Lamar Community College, Northeastern Junior College, Otero Junior College, and Pikes Peak Community College campuses should strengthen their internal controls over reporting and ensure they comply with the Higher Education Emergency Relief Fund (HEERF) reporting requirements by developing policies and procedures for identifying and researching the specific reporting requirements and ensuring that staff post to the websites the required reports within federally required timeframes. In addition, Lamar Community College should ensure that all the HEERF reports that are required to be posted are currently on the website.	LLC, NJC, OJC, PPCC	Agree	August 2021 for OJC, November 2021 for LCC and NJC, and December 2021 for PPCC.

Colorado Community College System

Financial and Compliance Audit

Description of the Colorado Community College System

Year Ended June 30, 2021

Organization

The State Board for Community Colleges and Occupational Education (SBCCOE or the Board) was established by the Community College and Occupational Education Act of 1967, Title 23, Article 60 of the Colorado Revised Statutes. The Board functions as a separate entity and, as such, may hold money, land, or other property for any educational institution under its jurisdiction. The statute assigns responsibility and authority to the Board for three major functions, as follows:

- The Board is the governing board of the state system of community and technical colleges; including the Colorado Community College System.
- The Board administers the occupational education programs of the state at both secondary and postsecondary levels.
- The Board administers the State’s program of appropriations to Local District Colleges (LDCs) and Area Vocational Schools (AVSs).

The Board consists of nine members appointed by the governor to four-year staggered terms of service. The statute requires that board members be selected so as to represent certain economic, political, and geographical constituencies. In addition, there are two nonvoting members consisting of a student and a faculty member.

Colorado Community College System’s (CCCS or the System) operations and activities are funded primarily through tuition and fees; federal, state, and local grants (including Governors Economic Support via Federal Coronavirus Relief Funds (CRF) and HEERF funding); the College Opportunity Fund stipends; a fee-for-service contract with the Department of Higher Education; and Amendment 50 funding (extended limited game proceeds). In addition, the SBCCOE receives and distributes state appropriations for LDCs, AVSs, and school districts offering vocational programs.

The 13 colleges in the community college system are as follows:

College	Main Campus Location
Arapahoe Community College (ACC)	Littleton
Colorado Northwestern Community College (CNCC)	Rangely
Community College of Aurora (CCA)	Aurora
Community College of Denver (CCD)	Denver
Front Range Community College (FRCC)	Westminster
Lamar Community College (LCC)	Lamar
Morgan Community College (MCC)	Fort Morgan
Northeastern Junior College (NJC)	Sterling
Otero Junior College (OJC)	La Junta
Pikes Peak Community College (PPCC)	Colorado Springs
Pueblo Community College (PCC)	Pueblo
Red Rocks Community College (RRCC)	Lakewood
Trinidad State Junior College (TSJC)	Trinidad

Colorado Community College System
Financial and Compliance Audit
Description of the Colorado Community College System
Year Ended June 30, 2021

Enrollment, and faculty and staff information are presented below. Enrollment information was obtained from the Colorado Commission on Higher Education (CCHE), Final Student Full-Time Equivalent (FTE) Enrollment Report. Staff information was obtained from Format 10 and 40 within the Budget Data Book for fiscal years 2021, 2020 and 2019 that is prepared by higher education institutions for CCHE.

CCCS reports FTE student and faculty and staff for three continuous fiscal years as follows:

FTE Student Enrollment

Fiscal year:	Resident	Nonresident	Total
2020-2021	43,183	1,965	45,148
2019-2020	47,054	2,346	49,400
2018-2019	46,377	2,630	49,007

FTE Faculty and Staff

Fiscal year:	Faculty	Staff	Total
2020-2021	3,555	2,117	5,672
2019-2020	3,781	2,120	5,901
2018-2019	3,803	2,072	5,875

Colorado Community College System
Financial and Compliance Audit
Findings and Recommendations
Year Ended June 30, 2021

INTERNAL CONTROL OVER COMPLIANCE

In planning and performing our audit, we considered the System's internal control over compliance with the requirements that could have a direct and material effect on a major federal program in order to determine our auditing procedures for the purpose of expressing our opinion on compliance and to test and report on internal control over compliance in accordance with *OMB Uniform Guidance*, but not for the purpose of expressing an opinion on the effectiveness of the System's internal control over compliance. Accordingly, we do not express an opinion on the effectiveness of the System's internal control over compliance.

Our consideration of internal control over compliance was for the limited purpose described in the preceding paragraph and was not designed to identify all deficiencies in internal control over compliance that might be significant deficiencies or material weaknesses and, therefore, there can be no assurance that all deficiencies, significant deficiencies or material weaknesses have been identified. However, as discussed below, we identified a certain deficiency in internal control over compliance that we consider to be a significant deficiency.

A deficiency in internal control over compliance exists when the design or operation of a control over compliance does not allow management or employees, in the normal course of performing their assigned functions, to prevent or detect and correct noncompliance with a type of compliance requirement of a federal program on a timely basis.

A material weakness in internal control over compliance is a deficiency, or a combination of deficiencies, in internal control over compliance such that there is a reasonable possibility that material noncompliance with a type of compliance requirement of a federal program will not be prevented or detected and corrected on a timely basis.

A significant deficiency in internal control over compliance is a deficiency, or combination of deficiencies, in internal control over compliance that is less severe than a material weakness, yet important enough to merit attention by those charged with governance.

We observed the following matter that we consider to be a significant deficiency.

Higher Education Emergency Relief Fund (HEERF) Reporting Compliance

The *Coronavirus Aid, Relief, and Economic Security Act* (CARES Act) was signed into law on March 27, 2020 and appropriated federal funds to provide economic aid to the American people negatively impacted by the COVID-19 pandemic. As part of the CARES Act, funds were given to the System under the Higher Education Emergency Relief Fund (HEERF) Program. The *Coronavirus Response and Relief Supplemental Appropriations Act, 2021* (CRRSAA), was signed into law on December 27, 2020, and authorized additional funding under the HEERF program (HEERF II). Finally, the *American Rescue Plan Act of 2021* (ARP), enacted on March 11, 2021, authorized a third round of funding (HEERF III) in order for higher education institutions to serve students and ensure learning continues during the COVID-19 pandemic. The HEERF Program is one of the subprograms of the federal Education Stabilization Fund (Assistance Listing No. 84.425). The HEERF program contains two portions: the Student Aid portion (Assistance Listing No. 84.425E) and the Institutional portion (Assistance Listing No. 84.425F).

Colorado Community College System

Financial and Compliance Audit

Findings and Recommendations

Year Ended June 30, 2021

Since April 2020, the System was awarded a total of \$254.9 million in HEERF funding. From inception through June 30, 2021, the System spent approximately \$34.4 million for the HEERF program Student Aid portion and \$58.3 million for the HEERF program Institutional Portion. The System reports that it will spend the remaining amount of funding during Fiscal Year 2022 and beyond.

Each of the System's 13 campuses separately signed an agreement titled the "Certification and Agreement" with the U.S. Department of Education (ED) to indicate each campus' acceptance of the HEERF funding and the applicable terms and requirements. Under the HEERF program requirements there are three components to reporting: (1) public reporting on the Student Aid Portion; (2) public reporting on the Institutional Portion, and (3) the annual report, which includes summarized information on the Student Aid and Institutional Portions for the reporting period. The ED specified that Student Aid Portion and Institutional Portion reports needed to be posted to an institution's website at specified times. The annual report is to be submitted directly to the ED.

What was the purpose of our audit work and what work was performed?

The purpose of the audit work was to determine whether the System had adequate internal controls in place over and complied with HEERF Institutional and Student Aid Portion grant reporting requirements for Fiscal Year 2021.

As part of our audit work, we reviewed the System's internal controls over the HEERF grant reporting requirements. In addition, we tested a random sample of 16 of the 143 HEERF reports submitted by the System's campuses during Fiscal Year 2021 to determine whether the reports were posted on each campus' primary website by the federal due dates and complied with federal regulations.

How were the results of the audit work measured?

We measured the results of our audit work against the following requirements:

- For the Student Aid Portion, beginning on May 6, 2020, the ED required institutions to publicly post certain information on their website, including the number of awards distributed to students, the total amount awarded, and the methodologies used by the institution to determine which students receive awards, no later than 30 days after award, and update that information every 45 days thereafter (by posting a new report).
- On August 31, 2020, the ED revised the reporting requirement by decreasing the frequency of reporting after the initial 30-day period from every 45 days thereafter to every calendar quarter. This revision from every 45 days to a calendar quarter was effective for the first calendar quarter report due by October 10, 2020, and covering the period from after the institution's last report through the end of the calendar quarter on September 30, 2020.
- For the Institutional Portion, a federal form filled out by the institution must be posted on the institution's website covering aggregate expenditure amounts for each calendar quarter (September 30, December 31, March 31, and June 30) and concluding after an institution has spent the institutional portion of their HEERF Funds. The institution must post their first report by October 30, 2020, the first quarter of 2021 report by July 20, 2021, and post all other reports no later than 10 days after the end of each calendar quarter (October 10, January 10, April 10, and July 10).

Colorado Community College System

Financial and Compliance Audit

Findings and Recommendations

Year Ended June 30, 2021

- Section 18004(e) of the CARES Act and Section 314(e) of the CRRSAA requires an institution receiving funds under HEERF to submit a report to the Secretary of the ED at “such time in such a manner as the Secretary may require”.
- Federal regulation [2 CFR 200.334] states that “financial records, supporting documents, statistical records, and all other non-Federal entity records pertinent to a Federal award must be retained for a period of three years from the date of submission of the final expenditure report or, for Federal awards that are renewed quarterly or annually, from the date of the submission of the quarterly or annual financial report, respectively, as reported to the Federal awarding agency or pass-through entity in the case of a subrecipient.” The instructions for the Quarterly HEERF Reporting Form notes, “any changes or updates after the initial posting must be conspicuously noted after initial posting and the date of the change must be noted in the ‘ line.”
- Federal regulation [2 CFR 200.303] states that the System’s campuses, as federal grant recipients, must “establish and maintain effective internal controls over the Federal awards that provides reasonable assurance that the non-Federal entity is managing the Federal award in compliance with Federal statutes, regulation, and the terms and conditions of the Federal award.”

What problems did the audit work identify?

We identified 5 out of 16 reports tested (31.2 percent) that did not meet the HEERF grant report posting requirements; however, no issues were noted on the accuracy of financial information on these reports. We found the following issues related to HEERF report posting specifically:

- Lamar Community College (LCC) did not comply with the record retention requirement requiring all public quarterly reports to remain online for a period of three years after the submission of the last HEERF report. LCC initially posted the Student Aid report for quarter ended September 30, 2020 on October 23, 2020, which was before the October 30, 2020 due date. However, due to a website crash in November 2020, LCC failed to repost the September 30, 2020, report and this report was not posted to the website as of the year ended June 30, 2021.
- Northeastern Junior College (NJC) did not post an Institutional quarterly report and Otero Junior College (OJC) did not post a Student Aid quarterly report for the period of October 1, 2020, through December 31, 2020, as neither campus spent any funds during this period. However, since the reports are cumulative in nature, although no funds were spent, a report was required to be posted per the HEERF grant requirements.
- Pikes Peak Community College (PPCC) did not comply with the Student Aid reporting requirement to post “every quarter;” rather, PPCC continued to post the Student Aid report every 45 days, even after the ED revised the reporting requirement on August 31, 2020, to decrease the frequency from every 45 days, to every quarter. As such, although PPCC posted a report more frequently than “every quarter” during the fiscal year, the reports for the quarters ended September 30, 2020, and March 31, 2021, were not completed for the appropriate period as the report dates did not correspond with the calendar quarters.

Colorado Community College System

Financial and Compliance Audit

Findings and Recommendations

Year Ended June 30, 2021

Why did these problems occur?

Each of the System’s 13 campuses individually signed a HEERF Certification and Agreement to accept the funding and acknowledge their responsibilities under the grant; therefore, they were individually responsible under the Agreement to ensure that they complied with HEERF reporting and other requirements. ED revised the HEERF reporting requirements three times during the fiscal year. Although CCCS held weekly cross-functional team meetings where various HEERF compliance requirements were addressed with the System’s 13 campuses the LCC, NJC, OJC, and PPCC Campuses did not implement adequate internal controls in place to ensure they complied with the HEERF grant reporting requirements. Specifically, the campuses did not have appropriate policies and procedures in place for identifying and researching changes in federal reporting compliance, ensuring that staff submit the required reports within federally required timeframes, and ensuring that all public quarterly reports remain online for a period of at least three years after the submission of the last quarterly or annual performance report. PPCC believed it was erring on the side of being more conservative with the 45-day reporting period, instead of switching to the quarterly reporting requirements. In addition, LCC did not have an adequate process in place to ensure that all reports were properly re-posted after their website crash.

Why do these problems matter?

Federal oversight agencies, including ED, depend on accurate reports to measure program results and states’ compliance with federal requirements. By failing to report the HEERF spending information in accordance with federal regulations, the LCC, NJC, OJC, and PPCC Campuses failed to comply with the requirements of the Certification and Agreement.

FEDERAL AGENCY	US DEPARTMENT OF EDUCATION
FEDERAL AWARD NUMBER	P425E202985, P425F202689, P425E202795 and P425E203884
FEDERAL AWARD YEARS	2020 AND 2021
PASS THROUGH ENTITY	NONE
ASSISTANCE LISTING NO.	84.425E & F, EDUCATION STABILIZATION FUND
COVID-19 FUNDING	YES
COMPLIANCE REQUIREMENT	REPORTING (L)
CLASSIFICATION OF FINDING	SIGNIFICANT DEFICIENCY
TOTAL KNOWN QUESTIONED COSTS	\$0
KNOWN QUESTIONED COSTS RELATED TO COVID-19 FUNDING	\$0
THIS FINDING DOES NOT APPLY TO A PRIOR YEAR RECOMMENDATION	

Colorado Community College System
Financial and Compliance Audit
Findings and Recommendations
Year Ended June 30, 2021

Recommendation No. 1:

Lamar Community College, Northeastern Junior College, Otero Junior College, and Pikes Peak Community College campuses should strengthen their internal controls over reporting and ensure they comply with the Higher Education Emergency Relief Fund (HEERF) reporting requirements by developing policies and procedures for identifying and researching the specific reporting requirements and ensuring that staff post to the websites the required reports within federally required timeframes. In addition, Lamar Community College should ensure that all the HEERF reports that are required to be posted are currently on the website..

Lamar Community College Response:

Agree. Implementation date: November 2021.

Lamar Community College will implement a procedure moving forward for both the Financial Aid Director and Controller to verify that both the Student and Institutional reports are posted by the due date. In the event of another website crash, both the Financial Aid Director and Controller will work together to ensure all reports are loaded back to the website. The October 2020 Student report was loaded to the website in November 2021.

Northeastern Junior College Response:

Agree. Implementation Date: November 2021.

The Vice President of Administrative Services will ensure that reporting is timely and accurate and retroactively correct deficiencies as guidance changes. Either the September 30, 2020 report should have been marked final or a December 31, 2020 report should have been posted. Due to the issuance of HEERF II and HEERF III, the September 30, 2020 can no longer be considered final, therefore a December 31, 2020 report will be posted in November 2021 after resolution of a technical issue.

Otero Junior College Response:

Agree. Implementation Date: August 2021.

Otero Junior College has implemented a procedure for both the Financial Aid Director and Controller to verify that both the Student and Institutional reports are posted by the due date, copying one another on the requests to update the website so both are aware the posting request was submitted timely. The webmaster then emails a screen print of the posting with the posting date for our records, the controller then verifies the posting is on the website. The missing student report was posted in August 2021.

Pikes Peak Community College Response:

Agree. Implementation Date: December 2021.

Beginning December 2021, PPCC will comply with the Higher Education Emergency Relief Fund (HEERF) reporting requirements by ensuring that staff post requisite information on the College's website within federally mandated timeframes. The Director of Budgets is responsible for preparing and posting; Controller and Vice President of Administrative Services will complete a final review.

Colorado Community College System
Disposition of Prior Audit Findings and Recommendations
Year Ended June 30, 2021

Recommendation Number	Recommendation	Disposition
2020-01	<p>The Colorado Community College System should ensure that PCC complies with federal requirements and grant agreements for the Higher Education Emergency Relief Fund by:</p> <p>A. Enforcing internal controls which require that all expenditures charged to federal grants be for allowable expenditures, and that the expenditures be reviewed by two individuals and properly recorded in the accounting system</p> <p>B. Ensuring that all federal program expenditures include required supporting documentation.</p>	Implemented

THIS PAGE LEFT BLANK INTENTIONALLY

Independent Auditor's Report

The Members of the Legislative Audit Committee and
State Board for Community Colleges and Occupational Education

Report on the Financial Statements

We have audited the accompanying financial statements of the business-type activities, the fiduciary component unit, and the aggregate discretely presented component units of the Colorado Community College System (a higher education institution of the State of Colorado) (the System), as of and for the years ended June 30, 2021 and 2020, and the related notes to the financial statements, which collectively comprise the System's basic financial statements as listed in the table of contents.

Management's Responsibility for the Financial Statements

Management is responsible for the preparation and fair presentation of these financial statements in accordance with accounting principles generally accepted in the United States of America; this includes the design, implementation and maintenance of internal control relevant to the preparation and fair presentation of financial statements that are free from material misstatement, whether due to fraud or error.

Auditor's Responsibility

Our responsibility is to express opinions on these financial statements based on our audits. With the exception of the 2021 Friends of TSJC discretely presented component unit which represent 0.1% of total assets, total revenue and net assets of the aggregate discretely presented component units, we did not audit the financial statements of the aggregate discretely presented component units. Those statements were audited by other auditors, whose reports have been furnished to us, and our opinions, insofar as it relates to the amounts included for the aggregate discretely presented components units, is based solely on the reports of the other auditors. We conducted our audits in accordance with auditing standards generally accepted in the United States of America and the standards applicable to financial audits contained in *Government Auditing Standards*, issued by the Comptroller General of the United States. Those standards require that we plan and perform the audits to obtain reasonable assurance about whether the financial statements are free from material misstatement. The financial statements of the aggregate discretely presented component units were not audited in accordance with *Government Auditing Standards*.

An audit involves performing procedures to obtain audit evidence about the amounts and disclosures in the financial statements. The procedures selected depend on the auditor's judgment, including the assessment of the risks of material misstatement of the financial statements, whether due to fraud or error. In making those risk assessments, the auditor considers internal control relevant to the entity's preparation and fair presentation of the financial statements in order to design audit procedures that are appropriate in

the circumstances, but not for the purpose of expressing an opinion on the effectiveness of the entity's internal control. Accordingly, we express no such opinion. An audit also includes evaluating the appropriateness of accounting policies used and the reasonableness of significant accounting estimates made by management, as well as evaluating the overall presentation of the financial statements.

We believe that the audits evidence we have obtained is sufficient and appropriate to provide a basis for our audit opinions.

Opinions

In our opinion, based on our audits and the reports of other auditors, the financial statements referred to above present fairly, in all material respects, the respective financial position of the business-type activities, the fiduciary component unit, and the aggregate discretely presented component units of the Colorado Community College System, as of June 30, 2021 and 2020, and the respective changes in financial position and, where applicable, cash flows thereof for the years then ended in accordance with accounting principles generally accepted in the United States of America.

Emphasis of Matters

As discussed in Note 1, the financial statements of the System, an institution of higher education of the State of Colorado, are intended to present the financial position, the changes in financial position and where applicable, cash flows of the business-type activities, the fiduciary component unit, and the aggregate discretely presented component units of the State of Colorado that are attributable to the transactions of the System. They do not purport to, and do not, present fairly the financial position of the State of Colorado as of June 30, 2021 and 2020, and the changes in its financial position, or where applicable, its cash flows for the years then ended in conformity with accounting principles generally accepted in the United States of America. Our opinions are not modified with respect to this matter.

As discussed in Note 2 to the financial statements, in 2021 the System adopted new accounting guidance, Governmental Accounting Standards Board Statement No.84, *Fiduciary Activities*. Our opinions are not modified with respect to this matter.

Other Matters

Required Supplementary Information

Accounting principles generally accepted in the United States of America require that the management's discussion and analysis, pension and other postemployment benefit information as listed in the table of contents be presented to supplement the basic financial statements. Such information, although not a part of the basic financial statements, is required by the Governmental Accounting Standards Board, who considers it to be an essential part of financial reporting for placing the basic financial statements in an appropriate operational, economic or historical context. We applied certain limited procedures to the required supplementary information in accordance with auditing standards generally accepted in the United States of America, which consisted of inquiries of management about the methods of preparing the information and comparing the information for consistency with management's responses to our inquiries, the basic financial statements and other knowledge we obtained during our audits of the basic financial statements. We do not express an opinion or provide any assurance on the information because the limited procedures do not provide us with sufficient evidence to express an opinion or provide any assurance.

Other Reporting Required by *Government Auditing Standards*

In accordance with *Government Auditing Standards*, we also have issued our report dated January 25, 2022, on our consideration of the System's internal control over financial reporting and on our tests of its compliance with certain provisions of laws, regulations, contracts and grant agreements and other matters. The purpose of that report is solely to describe the scope of our testing of internal control over financial reporting and compliance and the results of that testing, and not to provide an opinion on the effectiveness of the System's internal control over financial reporting or on compliance. That report is an integral part of an audit performed in accordance with *Government Auditing Standards* in considering the System's internal control over financial reporting and compliance.

BKD, LLP

Denver, Colorado
January 25, 2022

THIS PAGE LEFT BLANK INTENTIONALLY

Colorado Community College System

Management's Discussion and Analysis

(Unaudited)

June 30, 2021 and 2020

The following discussion and analysis provides management's view of the financial position and results of operations for the Colorado Community College System (CCCS or the System) as of and for the years ended June 30, 2021 and 2020 (fiscal years 2021 and 2020, respectively), with comparative information presented for fiscal year 2019. This analysis should be read in conjunction with CCCS' financial statements and notes to the financial statements. This analysis is intended to make CCCS' financial statements easier to understand and communicate our financial situation in an open and accountable manner.

Background

CCCS includes 13 public community colleges throughout the State of Colorado (the State), the system office, and a private purpose trust fund – the Benefit Trust. In addition, CCCS has 15 supporting foundations, which are not included in CCCS' primary financial reporting entity, but are included as discretely presented component units. CCCS' financial statements are prepared (Note 1) in accordance with the Governmental Accounting Standards Board (GASB) Statement No. 14, *The Financial Reporting Entity, as amended by GASB Statement No. 61, The Financial Reporting Entity: Omnibus*; GASB Statement No. 39, *Determining Whether Certain Organizations are Component Units*; GASB Statement No. 80, *Blending Requirements for Certain Component Units and GASB Statement No. 84, Fiduciary Activities*.

CCCS is Colorado's largest institution of higher education and serving approximately 125,000 students by headcount and approximately 45,000 and 50,000 full-time equivalent students, respectively during fiscal years ended June 30, 2021 and 2020. The System has approximately 5,900 employees by FTE, of which two-thirds are faculty and adjunct instructors. The colleges offer a wide variety of both academic and career programs leading either to degrees and certificates, or otherwise enhancing personal and professional growth. In addition to the 13 community colleges, CCCS also assists the State Board for Community Colleges and Occupational Education (SBCCOE or the Board) in exercising certain curriculum and funding authority over three Area Vocational Schools (AVSs), two Local District Colleges (LDCs), and secondary career and technical programs in over 150 school districts throughout the State.

Higher education institutions in the State have the ability to designate themselves as enterprises under the State's Constitution Article X, Section 20, commonly referred to as the Taxpayer's Bill of Rights (TABOR), if the institution meets the stated qualifications. CCCS qualified as an enterprise for fiscal years 2021 and 2020 because it is a government-owned business with legal authority to issue revenue bonds. In addition, the System is required to receive (and is expected to continue to receive) less than 10.0% (in relation to total revenues) in support from the State. In fiscal years 2021, 2020 and 2019, the System received 2.6%, 6.1% and 4.5%, respectively, of total revenue in State support (Notes 4 and 20).

CCCS is partially funded through the College Opportunity Fund (COF) stipend program and a fee for service (FFS) contract with the Colorado Department of Higher Education (CDHE), approved by the Colorado Commission on Higher Education (CCHE). COF provides state tax dollars to students through a stipend paid on a per credit hour basis to the institution at which the student is enrolled. COF may support the costs of up to 145 eligible undergraduate credits for each eligible student. For fiscal year 2021 the COF stipend was \$40 per credit hour, and in fiscal years 2020 and 2019, the COF stipend was \$94 and \$85, per credit hour, respectively, which students could use to pay for a portion of their tuition. The FFS contract is the purchase of educational services, by the State, from CCCS that are not part of the COF stipend program. In fiscal years 2021 and 2020, CDHE's contract with CCCS purchased educational services with an increased emphasis on support services for Pell-eligible, first-generation, and underserved undergraduate students, weighted credit hours for graduate programs, remediation, and

Colorado Community College System
Management's Discussion and Analysis
(Unaudited)
June 30, 2021 and 2020

additional role and mission factors as determined by the Commission. Institutional performance related to student completion and retention statistics and additional metrics supporting policy goals as determined by the Commissioner will also be considered. This includes educational services in rural areas, high cost/student programs, institutional research services, remediation and special skills courses, creation of student career pathways, and for inclusion service compliance (Notes 3 and 4). COF and FFS are not included as state support, but are included in tuition and FFS.

Student tuition and fees, net of scholarship allowance, comprise several important and offsetting components. Student tuition and fees charges alone include all amounts earned for the provision of instructional services to students, including stipends paid for eligible undergraduate students under COF. In fiscal year 2021, CCCS had an \$69.4 million decrease in net tuition and fee revenue. The Board had elected to increase resident tuition and nonresident tuition rates for fiscal year 2021 by 3.0% but elected to not increase the on-line tuition. There was an 8.6% decrease in enrollment FTE. This also includes a decrease in COF funding of approximately \$78.0 million compared to fiscal year 2020. This net tuition and fee decrease also included a decrease in the scholarship allowance, or the amount of federal and state funded financial assistance paid on behalf of students, which is netted against tuition and fee revenue. This scholarship allowance offset decreased \$30.5 million due to a decrease in the number of students receiving Pell awards with a slight decrease in the average Pell award.

The following table represents the change in tuition and fees from fiscal year 2020 to 2021 (in millions):

Tuition and fees decrease due to enrollment changes		
netted to rate increases (including capital fees)	\$	(19.9)
Plus: decrease in COF stipend funding		<u>(78.0)</u>
Gross tuition and fee decrease		(97.9)
Decrease as a result of an increase		
in bad debt		(3.8)
Increase as a result of an offsetting decrease		
in scholarship allowance for tuition and		
fees and capital fees		<u>30.5</u>
Net decrease in student tuition and fees, net		
of scholarship allowance plus capital fees		<u>(71.2)</u>
Plus decrease in capital fees currently classified as		
non-operating		<u>1.8</u>
Net decrease in student tuition and		
fees, net of scholarship allowance	<u>\$</u>	<u>(69.4)</u>

Colorado Community College System
Management's Discussion and Analysis
(Unaudited)
June 30, 2021 and 2020

The following table represents the change in tuition and fees from fiscal year 2019 to 2020 (in millions):

Tuition and fees increase due to enrollment changes and rate increases (including capital fees)	\$	4.3
Plus: increase in COF stipend funding		<u>13.7</u>
Gross tuition and fee increase		18.0
Increase as a result of an offsetting decrease in bad debt		0.3
Decrease as a result of an offsetting increase in scholarship allowance for tuition and fees and capital fees		<u>(9.7)</u>
Net increase in student tuition and fees, net of scholarship allowance plus capital fees		<u>8.6</u>
Plus decrease in capital fees currently classified as non-operating		<u>0.1</u>
Net increase in student tuition and fees, net of scholarship allowance	<u>\$</u>	<u><u>8.7</u></u>

In November 2008, voters passed Amendment 50, which expanded limited stakes gaming in three Colorado mountain towns. A portion of the additional revenues from the increased gaming activity is distributed based on enrollment to Colorado community, junior and district colleges for financial assistance and classroom instruction. CCCS received approximately \$10.0 million in Amendment 50 funding in fiscal year 2021, of which \$8.5 million was used for classroom instruction related expenses and \$1.1 thousand was awarded to students for scholarships. CCCS received approximately \$11.6 million in Amendment 50 funding in fiscal year 2020, of which \$11.1 million was used for classroom instruction related expenses and \$0.5 million was awarded to students for scholarships.

Colorado Community College System
Management's Discussion and Analysis
(Unaudited)
June 30, 2021 and 2020

Financial Highlights

At June 30, 2021, CCCS' assets and deferred outflows of \$998,592,909 were less than its liabilities and deferred inflows of \$1,252,061,763 by \$253,468,854. At June 30, 2020, CCCS' assets and deferred outflows of \$1,057,421,320 were less than its liabilities and deferred inflows of \$1,564,537,765 by \$507,116,445. At June 30, 2019, CCCS' assets and deferred outflows of \$1,016,588,527 were less than its liabilities and deferred inflows of \$1,799,157,211 by \$782,568,684. The resulting net position is summarized into the following categories:

	June 30		
	2021	2020	2019
Net investment in capital assets	\$ 378,131,636	\$ 386,036,165	\$ 362,583,343
Restricted, expendable	11,614,768	9,135,753	10,381,853
Unrestricted (deficit)	<u>(643,215,258)</u>	<u>(902,288,363)</u>	<u>(1,155,533,880)</u>
Total net position (deficit)	(253,468,854)	(507,116,445)	(782,568,684)
 GASB 68 - Pension			
Cumulative Years Impact	903,648,291	1,144,677,164	1,378,844,205
GASB 75 - OPEB			
Cumulative Years Impact	<u>37,173,025</u>	<u>39,700,287</u>	<u>40,678,424</u>
Net position excluding impact from Pension and OPEB	<u>\$ 687,352,462</u>	<u>\$ 677,261,006</u>	<u>\$ 636,953,945</u>

The restricted, expendable net position may be spent, but only for the purposes for which the donor or grantor or other external party intended. Unrestricted net position is not externally restricted; however, it is often internally designated by the college's administration or board for a number of purposes including capital maintenance and building and equipment expansion and repair, and new programs.

During fiscal year 2021, the CCCS' total net position increased by \$253,647,591 due to an increase of \$10,091,456 in items excluding pensions and OPEB, an increase of \$241,028,874 due to GASB Statement No. 68, *Accounting and Financial Reporting for Pensions – an amendment to GASB No. 27, (Statement No. 68)*, and an increase of \$2,527,262 due to GASB Statement No. 75, *Accounting and Financial Reporting for Postemployment Benefits other than Pensions (Statement No. 75)*. Both Statement No. 68 and Statement No. 75 are discussed in the overview.

During fiscal year 2020, the CCCS' total net position increased by \$275,452,239 due to an increase of \$40,307,061 in items other than pensions and OPEB, an increase of \$234,167,041 due to Statement No. 68 and an increase of \$978,137 due to Statement No. 75.

During fiscal year 2019, the CCCS' total net position increased by \$117,208,278 due to an increase of \$3,778,762 in items other than pensions and OPEB with an increase of \$114,054,315 due to Statement No. 68, and an offsetting decrease of \$624,799 due to Statement No. 75.

Colorado Community College System

Management's Discussion and Analysis

(Unaudited)

June 30, 2021 and 2020

Overview of the Financial Statements

The financial statements are designed to provide readers with a broad overview of the System's finances and comprise three basic statements.

The Independent Auditor's Report presents an unmodified opinion prepared by our auditors (an independent certified public accounting firm, BKD, LLP) on the fairness, in all material respects, of our financial statements.

Statement No. 68 establishes financial reporting requirements for most governments that provide their employees with pension benefits. The System provides certain of its employees with pension benefits through the State's multiple-employer cost-sharing Public Employees' Retirement Association of Colorado (PERA) defined benefit retirement program.

Statement No. 68 requires cost-sharing employers participating in the PERA program, such as CCCS, to record their proportionate share, as defined in Statement No. 68, of PERA's unfunded pension liability.

Statement No. 75 establishes financial reporting requirements for most governments that provide their employees with other postemployment benefits (OPEB) other than pensions. The System provides certain of its employees with OPEB through the State's multiple-employer cost-sharing Public Employees' Retirement Association of Colorado (PERA) Health Care Trust Fund (HCTF).

Statement No. 75 requires cost-sharing employers participating in the PERA HCTF program, such as CCCS, to record their proportionate share, as defined in Statement No. 75, of PERA's unfunded OPEB liability.

The System has no legal obligation to fund the shortfall nor does it have any ability to affect funding, benefit, or annual required contribution decisions made by PERA and the General Assembly as it relates to pensions and OPEB. The requirements of Statements No. 68 and No. 75 to record a portion of PERA's unfunded pension and OPEB liabilities negatively impacts CCCS' unrestricted net position.

Information regarding PERA's Pension and HCTF current funding status' can be found in its Annual Comprehensive Financial Report.

For financial reporting purposes, the Benefit Trust that was previously included as a Blended Component Unit of CCCS, is now recognized as a fiduciary component unit reported as a private-purpose trust fund, beginning fiscal year 2021, in accordance with GASB Statement 84, *Fiduciary Activities* (Statement No. 84) (Note 2).

CCCS' net position, based on the definitions provided in the statement, comprises the following components:

The Statements of Net Position present information on all of CCCS' assets and deferred outflows of resources and liabilities and deferred inflows of resources at a point in time (June 30, 2021 and 2020), with the difference reported as net position. Over time, increases or decreases in net position may serve as a useful indicator of whether the financial position of the System is improving or deteriorating. A reader of the financial statements should be able to determine the assets available to continue CCCS' operations, how much CCCS owes to vendors and lending institutions, and a picture of net position and the relative availability for expenditure by CCCS.

Colorado Community College System

Management's Discussion and Analysis

(Unaudited)

June 30, 2021 and 2020

The Statements of Revenues and Expenses and Changes in Net Position present information showing how CCCS' net position changed during the fiscal period (the fiscal years ended June 30, 2021 and 2020). All changes in net position are reported as soon as the underlying event giving rise to the change occurs, regardless of the timing of related cash flows. Thus, revenues, deferred outflows of resources, expenses, and deferred inflows of resources are reported in these statements for some items that will only result in cash flows in future fiscal periods (*e.g.*, the payment for accrued compensated absences or the pension liability, or the receipt of amounts due from students and others for services rendered). The purpose is to assess CCCS' operating results. CCCS reports its activity as a special-purpose government engaged only in business-type activities using the economic resources measurement focus and the accrual basis of accounting.

The Statements of Fiduciary Net Position are used to report the assets, liabilities, and fiduciary net position of the private purpose trust fund. The Statements of Changes in Fiduciary Net Position report the inflows and outflows of resources that increased and decreased its net position. A fiduciary fund uses the economic resources measurement focus and the accrual basis of accounting. The major source of additions are receipt of excess premiums and net appreciation in fair value and the major deductions are administrative costs.

The Statements of Cash Flows present cash receipts and payments to and from CCCS for the reporting period (the fiscal years ended June 30, 2021 and 2020) using the direct method. The direct method of cash flow reporting portrays cash flows from operations, noncapital financing, capital and related financing, and investing activities. The purpose is to assess CCCS' ability to generate net cash flows and meet its obligations as they come due.

The Notes to Financial Statements provide additional information that is essential to a full understanding of the data provided in the financial statements. Information is provided regarding both the accounting policies and procedures CCCS has adopted as well as additional detail for certain amounts contained in the financial statements. The notes follow the financial statements.

Financial Analysis

The Statements of Net Position present information on all of CCCS' assets, deferred outflows of resources, liabilities, and deferred inflows of resources, with the difference between the four reported as net position.

The assets and deferred outflows of resources reported by CCCS were less than liabilities and deferred inflows of resources at June 30, 2021 resulting in a net position of \$(253,468,854). Assets and deferred outflows of resources were less than liabilities and deferred inflows of resources at June 30, 2020 resulting in a net position of \$(507,116,445) and assets and deferred outflows of resources were less than liabilities and deferred inflows of resources at June 30, 2019 resulting in a net position of \$(782,568,684). Assets and deferred outflows of resources were less than liabilities and deferred inflows of resources primarily due to the cumulative impact of Statement No. 68 and Statement No. 75 in fiscal years 2021, 2020, and 2019. The majority of CCCS' net position is net investment in capital assets (*e.g.*, land, buildings and equipment). These assets are used to provide services to students, faculty and administration. Consequently, these assets are not available to fund future spending. The resulting net position is summarized into the following categories:

Colorado Community College System
Management's Discussion and Analysis
(Unaudited)
June 30, 2021 and 2020

Condensed Statements of Net Position

	June 30		
	2021	As Restated 2020	As Restated 2019
Current assets	\$ 398,880,212	\$ 478,732,966	\$ 356,041,677
Noncurrent assets, including capital assets of \$489,251,659, \$505,084,423, and \$485,756,321, respectively	<u>493,704,685</u>	<u>515,593,998</u>	<u>497,661,210</u>
Total assets	<u>892,584,897</u>	<u>994,326,964</u>	<u>853,702,887</u>
Total deferred outflows of resources	<u>106,008,012</u>	<u>63,094,356</u>	<u>162,885,640</u>
Current liabilities	71,792,804	178,582,787	75,573,484
Noncurrent liabilities	<u>977,555,884</u>	<u>1,035,190,852</u>	<u>1,197,309,435</u>
Total liabilities	1,049,348,688	1,213,773,639	1,272,882,919
Total deferred inflows of resources	<u>202,713,075</u>	<u>350,764,126</u>	<u>526,274,292</u>
Net position			
Net investment in capital assets	378,131,636	386,036,165	362,583,343
Restricted - expendable	11,614,768	9,135,753	10,381,853
Unrestricted (deficit)	<u>(643,215,258)</u>	<u>(902,288,363)</u>	<u>(1,155,533,880)</u>
Total net position (deficit)	<u>\$ (253,468,854)</u>	<u>\$ (507,116,445)</u>	<u>\$ (782,568,684)</u>

Current assets decreased as of June 30, 2021 compared with June 30, 2020 by approximately \$79.9 million, or 16.7%, primarily as a result of an decrease in cash and cash equivalents and restricted cash and cash equivalents of \$97.3 million primarily due to spending the advance of Governor's Economic Support funds (received in fiscal year 2020) during the first half of fiscal year 2021, and a decrease of \$0.7 million in inventories and prepaid expenses, offset by an increase in net accounts receivable of \$18.1 million. The increases in net accounts receivable of approximately \$18.1 million are due primarily to an increase of Due From Other Governments, net, of \$26.6 million offset by a decrease of \$6.2 million in student receivables, net and \$2.3 million other receivables, net.

Current assets increased as of June 30, 2020 compared with June 30, 2019 by approximately \$122.7 million, or 34.5%, primarily as a result of an increase in cash and cash equivalents and restricted cash and cash equivalents of \$115.0 million primarily due to the advance of Governor's Economic Support funds and an increase in net accounts receivable of \$8.2 million, offset by a \$0.5 million decrease in inventories and a \$1.4 million decrease in prepaid expenses. The increases in net accounts receivable of approximately \$8.2 million are due primarily to an increase of Due From Other Governments, net, of \$7.3 million plus an increase of \$1.5 million in other receivables, net. Governor's Economic Support funds represent unearned Federal Coronavirus Relief Funds (CRF) received but not yet spent for the purpose intended.

Colorado Community College System
Management's Discussion and Analysis
(Unaudited)
June 30, 2021 and 2020

Current liabilities decreased as of June 30, 2021 compared with June 30, 2020 by approximately \$106.8 million, or 59.8%, primarily as a result of a \$5.7 million decrease in accounts payable, a \$100.5 million decrease in Governor's Economic Support unearned revenue, offset by a \$0.3 million increase in security deposits.

Current liabilities increased as of June 30, 2020 compared with June 30, 2019 by approximately \$103.0 million, or 136.3%, primarily as a result of a \$2.0 million increase in accounts payable and a \$100.5 million increase in Governor's Economic Support unearned revenue offset by a \$0.1 million decrease in security deposits and a decrease of \$0.7 million in bonds payable, current.

Noncurrent assets decreased as of June 30, 2021 compared with June 30, 2020 by \$21.9 million, or 4.3%, primarily as a result of a decrease in restricted investments of \$6.0 million, and a decrease in net capital assets of \$15.8 million. Net capital assets decreased primarily due to a decrease from additional accumulated depreciation of \$43.4 million, offset by an increase of \$22.9 million in construction in progress and a \$5.5 million increase of equipment and software.

Noncurrent assets increased as of June 30, 2020 compared with June 30, 2019 by \$17.9 million, or 3.6%, due an increase in net capital assets of \$19.3 million, primarily due to a \$33.8 million increase in construction in progress, offset by a decrease of \$14.5 million of depreciable land improvements, building and improvements, leasehold improvements, equipment, and library materials net of accumulated depreciation and a decrease in restricted investments of \$0.2 million. This was offset further by a decrease in other noncurrent assets of \$1.2 million.

Noncurrent liabilities decreased as of June 30, 2021 compared with June 30, 2020 by \$57.6 million or 5.6%. This change was due, in part due to a decrease in the net pension liability of \$46.4 million attributed to favorable investment performance during 2021. This was coupled with a decrease of \$6.0 million in the net OPEB liability. In addition, fiscal year 2021 had a decrease of \$12.5 million in bonds payable, including the completion of the crossover refunding of the 2010B-2 series in November 2020 of \$8.2 million, offset by an increase of \$4.4 million increase in notes and leases payable, and \$2.8 million increase in compensated absences. The increase in notes and leases payable is due in large part to PCC's direct borrowing for their energy performance contract.

Noncurrent liabilities decreased as of June 30, 2020 compared with June 30, 2019 by \$162.1 million or 13.5%. This change was due, in part due to a decrease in the net pension liability of \$152.2 million attributed to favorable investment performance during 2020 compared to the long-term expected rate of return of 7.25% and the reduced annual increase maximum from 1.50% to 1.25%. This was coupled with a decrease of \$8.2 million in the net OPEB liability. In addition, fiscal year 2020 had a decrease of \$2.7 million in bonds payable and \$1.2 million in notes and leases payable, offset by an increase in compensated absences of \$2.4 million.

Deferred outflows of resources increased as of June 30, 2021 compared to June 30, 2020 by \$42.9 million or 68.0% primarily due to the following pension and OPEB-related items: \$55.3 million increase from changes of assumptions offset by a \$12.0 million decrease of the difference between expected and actual experience. This was further offset by a \$0.2 million decrease in loss on refunding for the advance refunding of the Series 2010D bonds. Deferred inflows of resources decreased as of June 30, 2021 compared to June 30, 2020 by \$148.1 million or 42.2%, primarily due to pension related items: decrease of \$247.0 million from changes in assumptions offset by a \$74.0 million increase of net

Colorado Community College System
Management's Discussion and Analysis
(Unaudited)
June 30, 2021 and 2020

differences between projected and actual earnings on pension and OPEB plan investments and an increase of \$22.3 million in changes in the employers proportionate share. Statements No. 68 and 75 requires CCCS to record deferred outflows of resources and deferred inflows of resources related to pensions and OPEB, which primarily reflect the changes in actuarial assumptions used to value the overall PERA pension liability and OPEB liability that will be recognized in future periods.

Deferred outflows of resources decreased as of June 30, 2020 compared to June 30, 2019 by \$99.8 million or 61.3% primarily due to the following pension and OPEB-related items: \$53.4 million decrease from changes of assumptions and a \$51.2 million decrease of net difference between projected and actual earnings on pension plan investments, offset by an increase in contributions after measurement date of \$0.8 million and the net difference between expected and actual experience of \$3.2 million. This was offset by a \$0.9 million increase in loss on refunding for the advance refunding of the Series 2010D bonds. Deferred inflows of resources decreased as of June 30, 2020 compared to June 30, 2019 by \$175.5 million or 33.3%, primarily due to the following pension and OPEB-related items: decrease of \$276.3 million from changes in assumptions offset by a \$92.8 million increase of net differences between projected and actual earnings on pension plan investments and an increase of \$1.8 million in changes in the employers proportionate share.

Net position may have restrictions imposed by external parties, such as donors, who specify how the assets must be used, or by their nature are invested in capital assets (property, plant and equipment). Restricted net position is primarily restricted for scholarships, capital projects, community training programs, and debt service.

The negative unrestricted net position of \$(643,215,258) and \$(902,288,363) as of June 30, 2021 and 2020, respectively, is primarily due to the continuing impact of Statement No. 68 and No. 75 on deferred outflows, the pension and OPEB liabilities and deferred inflows. PERA reviews the long-term expected return on plan assets every four or five years. This was last reviewed in October of 2020.

The Statements of Revenues, Expenses and Changes in Net Position report the results of operating and nonoperating revenues and expenses during the year and the resulting increase or decrease in net position at the end of the year. A key component of this statement is the differentiation between operating and nonoperating activities. Operating revenues are received for providing goods and services to the various constituencies of CCCS. The COF stipend program revenue is included in student tuition and fees and FFS contract revenue is separately presented, both of which are classified as operating revenues. Operating expenses are paid to acquire or produce goods and services provided in return for operating revenue and to carry out the mission of CCCS. Nonoperating revenues are those where goods or services are not provided. Thus, state appropriations are nonoperating because they are provided by the State without the State directly receiving goods and services. In fiscal year 2021, in accordance with House Bill 20-1379, the direct distribution for July 1, 2020 was suspended for one year. In fiscal year 2020, CCCS recognized approximately \$6.8 million as State Support for pensions for the CCCS allocated portion of the \$225 million statutorily required State of Colorado annual direct distribution to the Public Employees' Retirement Association (PERA). Pursuant to C.R.S. 24-51-414, PERA is to receive an annual direct distribution from the State in the amount of \$225 million each July until there are no

Colorado Community College System
Management's Discussion and Analysis
(Unaudited)
June 30, 2021 and 2020

unfunded actuarial accrued liabilities in the trust fund of any division that receives such distribution. Amendment 50 funding is provided as pass-through funds through the State without the State directly receiving goods and services and is also considered nonoperating. Federal Pell grants, Federal *Higher Education Economic Relief Funds* (HEERF) subsidies, and most gifts and investment income are also nonoperating revenue.

State appropriations, net of distributions to LDCs and AVSs, represent approximately 4.4%, 5.4%, and 5.8%; student tuition and fees represent approximately 31.8%, 41.1%, and 43.4%, and FFS contracts represent approximately 4.2%, 8.6%, and 8.7% of CCCS' total revenue from all sources in fiscal years 2021, 2020, and 2019, respectively, as detailed in the charts on the following pages. Like most public institutions of higher education, public support in the form of state appropriations offsets or supplements the operating gain or loss from the cost of operations. CCCS experienced a \$76.0 million loss from operations in fiscal year 2021 compared to \$50.7 million gain from operations in fiscal year 2020, and \$61.0 million loss from operations in fiscal year 2019. In fiscal year 2021, this operating loss was offset by Federal CRF funds passed through the Governor's Office as economic support funds of \$100.5 million, net state appropriations of \$32.2 million, Federal Pell grants of \$75.0 million, Federal HEERF subsidies of \$83.4 million, and Amendment 50 funding of \$10.0 million. In fiscal year 2020, this operating gain was enhanced by net state appropriations of \$32.7 million, state support for pensions of \$6.8 million, Federal Pell grants of \$89.5 million, federal HEERF Act subsidy of \$10.9 million, and Amendment 50 funding of \$11.6 million. In fiscal year 2019, the operating loss was offset by net state appropriations of \$32.1 million, state support for pensions of \$7.0 million, Federal Pell grants of \$89.4 million, and Amendment 50 funding of \$10.9 million.

The operating revenue and expenses varied between the two year period as a result of the effects of COVID-19. COVID-19 resulted in operational challenges and coupled with decreases in enrollment over the two-year period. Additionally in fiscal years 2021 and 2020, significant changes in assumptions led to decreased pension expense of \$15.3 million and \$234.2 million, respectively.

Colorado Community College System
Management's Discussion and Analysis
(Unaudited)
June 30, 2021 and 2020

Condensed Statements of Revenues, Expenses and Changes in Net Position

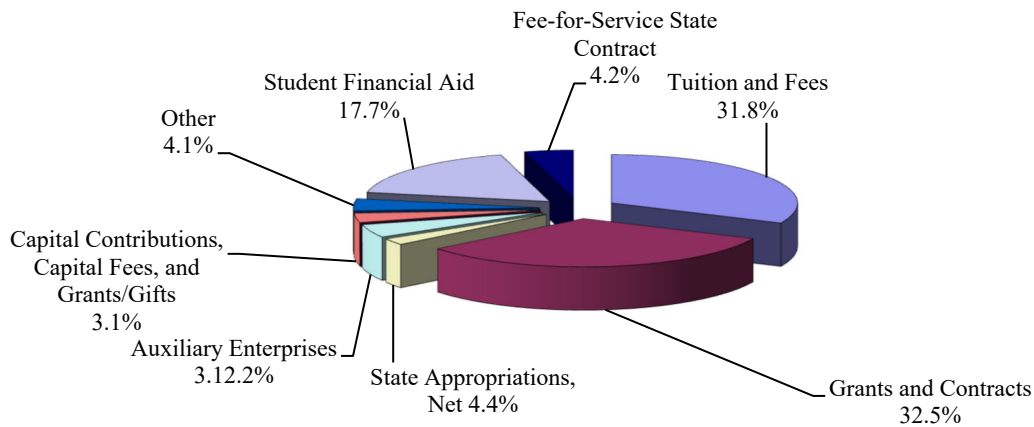
	June 30		
	2021	2020	2019
Operating revenues			
Tuition and fees, net	\$ 232,800,223	\$ 302,233,416	\$ 293,554,609
Grants and contracts	108,275,067	107,261,195	97,571,170
Fee-for-service state contract	31,006,361	63,308,881	58,678,717
Sales and services of educational activities	722,073	1,038,521	1,169,283
Auxiliary enterprises, net	16,220,223	22,519,339	29,536,575
Other	9,411,548	9,187,753	12,081,352
Total operating revenues	<u>398,435,495</u>	<u>505,549,105</u>	<u>492,591,706</u>
Operating expenses			
Instruction	171,151,528	182,689,156	232,634,536
Research	29,603	-	-
Public service	3,904,813	3,026,755	3,725,590
Academic support	26,771,989	26,608,523	37,392,202
Student services	36,487,250	44,312,648	63,149,932
Institutional support	67,072,414	65,027,271	78,976,118
Operation and maintenance of plant	38,514,389	41,876,402	48,242,226
Scholarships and fellowships	67,021,965	20,976,091	13,714,117
Auxiliary enterprises	20,053,661	26,962,200	33,249,067
Depreciation and amortization	43,412,172	43,408,398	42,506,676
Total operating expenses	<u>474,419,784</u>	<u>454,887,444</u>	<u>553,590,464</u>
Operating income (loss)	<u>(75,984,289)</u>	<u>50,661,661</u>	<u>(60,998,758)</u>
Nonoperating revenues (expenses)			
State appropriations	46,341,567	66,274,478	62,121,264
Governor's Economic Support	100,478,897	-	-
State support for pensions	-	6,841,215	6,990,246
HEERF Direct Funds	83,429,465	10,921,579	-
Federal Pell grants	74,956,565	89,524,948	89,436,054
Amendment 50 funding	9,969,431	11,639,810	10,904,253
Distributions to Local District Colleges and Area Vocational Schools	(14,101,016)	(33,573,846)	(30,045,985)
Other nonoperating revenues and expenses, net	6,036,527	32,456,798	16,916,321
Net nonoperating revenues	<u>307,111,436</u>	<u>184,084,982</u>	<u>156,322,153</u>
Income before other revenues, expenses, gains or losses	231,127,147	234,746,643	95,323,395

Colorado Community College System
Management's Discussion and Analysis
(Unaudited)
June 30, 2021 and 2020

	June 30		
	2021	2020	2019
State capital contributions	17,409,040	31,967,403	13,085,108
Capital fees, net	4,102,343	5,903,651	5,955,703
Capital grants and gifts	<u>1,009,061</u>	<u>2,834,542</u>	<u>2,844,072</u>
Increase in net position	253,647,591	275,452,239	117,208,278
Net position			
Beginning of year	<u>(507,116,445)</u>	<u>(782,568,684)</u>	<u>(899,776,962)</u>
End of year	<u><u>\$ (253,468,854)</u></u>	<u><u>\$ (507,116,445)</u></u>	<u><u>\$ (782,568,684)</u></u>

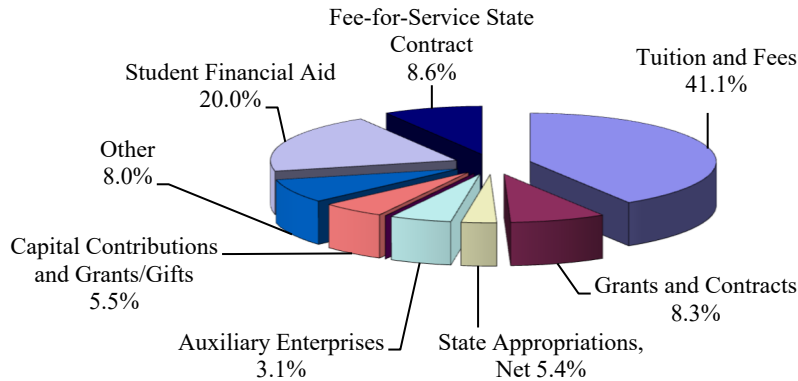
The charts below give a summary of the total CCCS revenues and expenses with no delineation between operating and nonoperating revenue and expense streams:

Sources of Revenue
Fiscal Year 2021

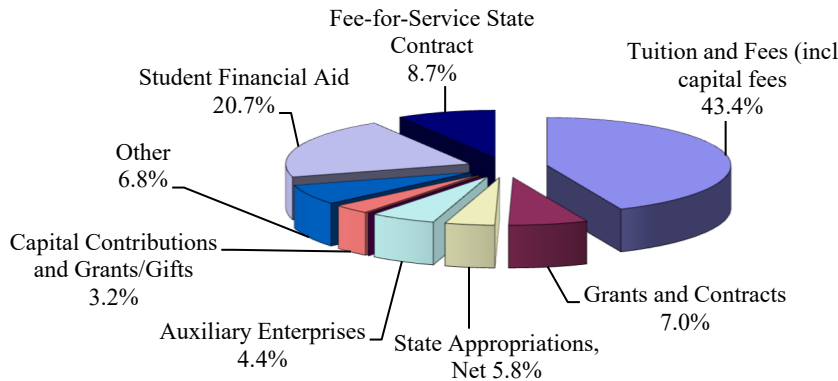


Colorado Community College System Management's Discussion and Analysis (Unaudited) June 30, 2021 and 2020

**Sources of Revenue
Fiscal Year 2020**



**Sources of Revenue
Fiscal Year 2019**



As the above charts demonstrate, grants and contracts and student tuition and fees comprise the largest revenue source for CCCS in fiscal year 2021, the first full fiscal year impacted by the pandemic. In fiscal years 2020 and 2019, student tuition and fees comprised the largest revenue source for CCCS. The operating (loss)/income of approximately \$(76.0) million, \$50.7 million, and (\$61.0) million in fiscal years 2021, 2020 and 2019, respectively, noted above, is a result of less operating revenues below operating expenses for losses, and the opposite for income. CCCS supplemented operating revenues with Federal CRF passed through the Governor's Office as economic support funds, state appropriations, state support for pensions, Federal Pell grants, Federal HEERF subsidies (fiscal years 2021 and 2020 only) and Amendment 50 funding, which are classified as nonoperating revenues but are used to fund operations.

Colorado Community College System
Management's Discussion and Analysis
(Unaudited)
June 30, 2021 and 2020

Revenue activity highlights for fiscal year 2021 include:

- Student Tuition and Fees decreased by \$69.4 million, or 23.0%, primarily due to a 61.3% decrease of \$78.0 million in the COF stipend. In addition there was an overall decrease of 8.6% in student FTE offset by a decrease of scholarship allowance of \$30.4 million.
- Fee for Service decreased by \$32.3 million, or 51.0%, due to a decrease in state support of \$18.5 million for role and mission, \$18.4 million for meeting performance measures offset by a transfer of \$4.2 million from COF to FFS to adjust appropriately for the student FTE served, within the transfer authority tolerances outlined in C.R.S. 23-18-202 (1) (c).
- Auxiliary Enterprise revenue decreased by \$6.3 million, or 28.0%, primarily due to a decrease in auxiliary services across the system due to the interruption caused by COVID-19 coupled with the continued planned reduction in on-site bookstore offerings transitioning to digital content.
- Governor's Economic Support received at the end of fiscal year 2020 but spent in its' entirety in fiscal year 2021. This \$100.5 million represents one time funding from the State's share of the CRF.
- State Appropriations decreased by \$19.9 million, or 30.1%, due to a decrease in State appropriations for Area Vocational Schools and Local District Colleges that flowed through CCCS of \$19.5 million.
- HEERF Direct Federal Funding increased by \$72.5 million or 663.9%. This emergency funding was provided primarily for direct financial assistance to students and to address institutional needs and additional costs as a result of the impact of COVID-19 on campus, in dormitories, and in classrooms.
- Investment income decreased by \$24.1 million or 130.0% to a loss primarily due to CCCS's share of the State's unrealized loss on Treasury investments of \$10.2 million along with an overall decline in the average daily balance of cash coupled with a decline in interest rates calculated by the State Treasury in the amount of \$3.2 million system wide.
- Other Nonoperating Revenues (exclusive of netted expenses) decreased by \$2.9 million or 51.4% due to a decrease of insurance proceeds at OJC and PPCC of \$2.6 million received in fiscal year 2020 that were not received in fiscal year 2021.
- State Capital Contributions decreased by \$14.6 million or 45.5% due to a decrease in State funding for capital and controlled maintenance projects.

Revenue activity highlights for fiscal year 2020 include:

- Student Tuition and Fees increased by \$8.7 million, or 3.0%, primarily due to a 10.0% increase in the COF stipend. In addition there was a nominal increase in resident enrollment of 1.5%.

Colorado Community College System

Management's Discussion and Analysis

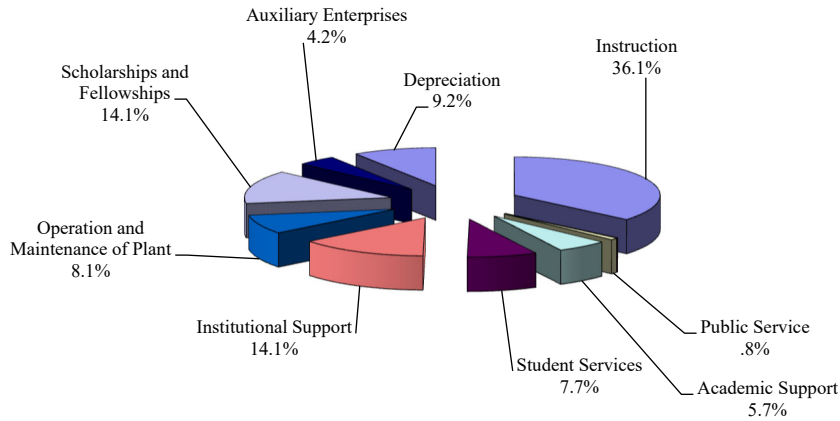
(Unaudited)

June 30, 2021 and 2020

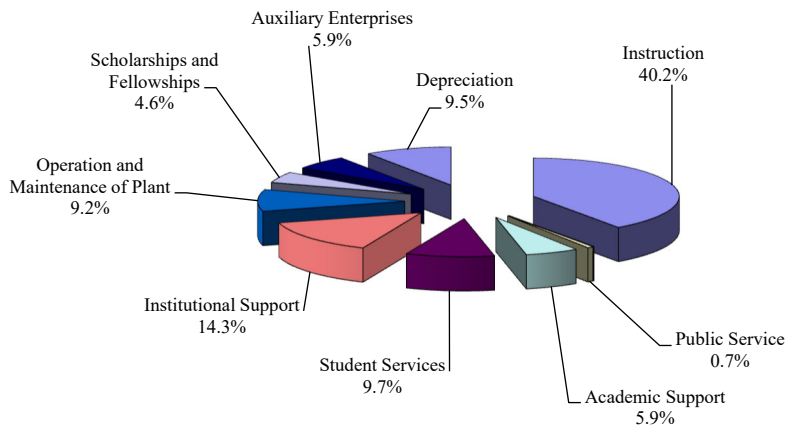
- Fee for Service increased by \$4.6 million, or 7.9%, primarily due to an increase in state support of \$3.2 million for role and mission, \$4.1 million for meeting performance measures, and new funding of \$0.1 million for expanding concurrent enrollment pursuant to C.R.S. Title 23, Article 35, Section 103. This was offset by a decrease in the one-time investment of approximately \$0.9 million from Senate Bill 262 for funding the Higher Education Targeted Master Plan previously provided in 2019. In addition, there was a transfer of \$0.6 million from FFS funding to COF to adjust appropriately for the student FTE served, within the allowed tolerances set in Long Bill 19-207.
- Auxiliary Enterprise revenue decreased by \$7.0 million, or 23.8%, primarily due to a decrease in auxiliary services across the system due to the interruption caused by COVID-19 that resulted in refunds to students for services that could not be provided coupled with the continued planned reduction in on-site bookstore offerings transitioning to digital content.
- CARES Act Direct Federal Funding is a new item for fiscal year 2020 in the amount of \$10.9 million due to a response by the Federal government to support Higher Education in response to COVID-19. This emergency funding was provided primarily for direct financial assistance to students and to address institutional needs and additional costs as a result of the impact of COVID-19 on campus, in dormitories, and in classrooms.
- Nonoperating Gifts increased by \$6.5 million, or 104.9% due to an increase of \$1.8 million and \$0.5 million reclassification between agency inflows and operating revenues, respectively, in prior year. Also included in this increase is an overall increase in college foundation donations of \$1.9 million across the system in response to student needs related to COVID-19, and an increase of \$2.3 million in outside foundation donations for various projects.
- All other Nonoperating Revenues increased by \$2.5 million or 78.8% due to insurance proceeds at OJC and PPCC of \$3.9 million offset by a variety of decreases in this category across the system.
- State Capital Contributions increased by \$18.9 million or 144.3% due to various projects including approximately \$1.0 million on HVAC projects at ACC; \$20.1 million for repairs and chiller replacement coupled with Health Care Center construction at FRCC; \$1.0 million in electrical, ADA improvements and HVAC replacements at MCC; \$1.0 million for tech and security improvements at OJC; \$1.2 million for David Building and Weld Shop renovation projects, and Commons security at PCC; and \$1.1 million for fire alarm and security upgrades at RRCC. These were offset by the reduction of spending as various projects completed in fiscal year 2020.

Colorado Community College System Management's Discussion and Analysis (Unaudited) June 30, 2021 and 2020

**Operating Expenses
Fiscal Year 2021**



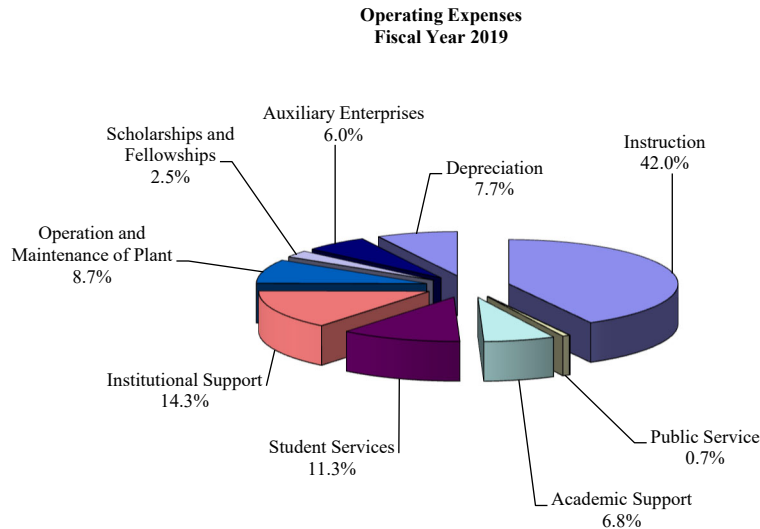
**Operating Expenses
Fiscal Year 2020**



Colorado Community College System

Management's Discussion and Analysis (Unaudited)

June 30, 2021 and 2020



Expense activity highlights for fiscal year 2021 include:

- Operating expenses across functional categories, including the impacts of Statements No. 68 and Statement No. 75, increased \$19.5 million, or 4.3%. This increase includes the netting of the offsetting decrease in the Statement No. 68 calculated pension expense and Statement No. 75 OPEB expense of \$15.3 million. The expense impact for each reduction of expense due to pension and OPEB is Instruction (\$7.6 million), Public Service (\$0.2 million), Academic Support (\$1.4 million), Student Services (\$3.4 million), Institutional Support (\$2.7 million), Operation and Maintenance of Plant (\$0.9 million), and Auxiliary Enterprises \$0.8 million. The operating expenses separately had an increase of \$34.8 million, or 5.1%.

Additional changes to functional expenses are explained below, after excluding expenses related to the activity immediately preceding for pension and OPEB under Statements No. 68 and 75:

- Public Service increased by \$1.0 million or 19.4%, primarily as a result of an increase in public service type grant activity for preschool and childcare at OJC and RRCC.
- Student Services decreased by \$4.5 million or 5.6%, primarily as a result of a \$3.6 decrease in non-salary related operating expenses due to a decreased need for on campus student services during the pandemic.
- Institutional Support expense increased by \$4.7 million, or 4.7%, primarily as a result of a \$1.7 million in software licenses and other non-capital equipment needed to address the impacts of COVID-19 and \$0.6 million increase in marketing activities to address the impacts of COVID-19. Additionally, there was an increase of \$1.9 million in salary and benefits for personnel across the system.
- Operation and Maintenance of Plant decreased by \$2.4 million or 4.4% primarily as a result of a \$1.3 million decrease in salary and benefits across the system as well as a \$0.9 million decrease in insurance expense.

Colorado Community College System
Management's Discussion and Analysis
(Unaudited)
June 30, 2021 and 2020

- Scholarships and Fellowship expense increased by \$46.0 million, or 219.5%, primarily as a result of increased student aid in the form of emergency aid from HEERF programs and a decrease of \$30.4 million in scholarship allowance.
- Auxiliary Enterprise expense decreased by \$7.7 million, or 23.7%, primarily as a result of a \$4.8 million decrease in cost of goods sold as many of the colleges continue to eliminate or reduce their bookstore resale volume. Additionally, there was a decrease of \$2.6 million in salary and benefits as many auxiliary services were reduced due to the pandemic.

Expense activity highlights for fiscal year 2020 include:

- Operating expenses across functional categories decreased \$98.7 million, or 17.8%, due primarily to a decrease in the Statement No. 68 calculated pension expense and Statement No. 75 OPEB expense of \$119.4 million. The expense impact for each reduction of expense due to pension and OPEB is Instruction (\$60.9 million), Public Service (\$1.2 million), Academic Support (\$11.0 million), Student Services (\$19.7 million), Institutional Support (\$19.3 million), Operation and Maintenance of Plant (\$7.3 million), and Auxiliary Enterprises (\$2.5 million).

Additional changes to functional expenses are explained below, after excluding expenses related to the activity immediately preceding for pension and OPEB under Statements No. 68 and 75:

- Instructional expense increased \$11.0 million, or 3.8%, primarily as a result of a 3% pay increase in salaries and benefits for personnel across the system.
- Institutional Support expense increased by \$5.3 million, or 5.5%, primarily as a result of a \$1.1 million increase in Perkins Act activity, \$0.7 million increase in marketing activities in the last quarter to address the impacts of COVID-19 and overall increases in software licenses and other non-capital equipment needed to address the impacts of COVID-19. Additionally, there was an increase of \$1.4 million in salary and benefits for personnel across the system.
- Scholarships and Fellowship expense increased by \$7.3 million, or 53.0%, primarily due to scholarships awarded to students from CARES Act funds.
- Auxiliary Enterprise expense decreased by \$3.8 million, or 10.4%, primarily as a result of a decrease in Cost of Goods Sold of \$1.3 million as many of the colleges are eliminating or reducing their bookstore resale volume.

Colorado Community College System
Management's Discussion and Analysis
(Unaudited)
June 30, 2021 and 2020

Capital Asset and Debt Management

At June 30, 2021, CCCS had \$489,251,659 of capital assets, net of accumulated depreciation of \$602,538,491 and including current year depreciation of \$43,412,172. At June 30, 2020, CCCS had \$505,084,423 of capital assets, net of accumulated depreciation of \$561,701,069 and including current year depreciation of \$43,408,398. At June 30, 2019, CCCS had \$485,756,321 of capital assets, net of accumulated depreciation of \$519,832,111 and including current year depreciation of \$42,506,676. A breakdown of assets by category, net of accumulated depreciation is provided below:

	June 30		
	2021	2020	2019
Nondepreciable land and land improvements	\$ 34,957,335	\$ 34,957,335	\$ 34,957,335
Construction in progress	18,172,964	60,014,670	26,187,911
Collections	980,007	980,007	980,007
Land improvements, net	10,969,753	11,781,320	12,482,130
Buildings and improvements, net	384,543,520	354,874,179	366,641,693
Leasehold improvements, net	15,561,184	14,742,134	15,086,024
Equipment and software, net	23,205,238	26,791,754	28,416,397
Library materials, net	861,658	943,024	1,004,824
	<u>\$ 489,251,659</u>	<u>\$ 505,084,423</u>	<u>\$ 485,756,321</u>
Total capital assets, net			

Major capital additions of \$500,000 or more completed during fiscal year 2021 are as follows:

College	Project	Total Project Cost	Source of Funding
		(In millions)	
Arapahoe Community College	Replace Roof South Building	\$ 1.2	State Funded
Colorado Northwestern College	Replace Roof Johnson Bldg.	0.7	State Funded
Front Range Community College	Health Care Career Center LC	33.7	Self/State Funded
	048M19 Replace Chiller WC	0.9	State Funded
	Campus Renovation BCC	2.5	Self Funded
	Longs Peak Roof HVAC LC	0.7	Self Funded
Morgan Community College	Agriculture Building	1.8	Self Funded
Pueblo Community College	Davis Building	8.9	State Funded
	Mancos Roof Phase 1	0.9	State Funded
	Boiler Control	0.6	State Funded
	Mancos Roof Phase 2	0.7	State Funded
Pikes Peak Community College	Fire Sprinkler and Alarm Systems	0.7	State Funded
Red Rocks Community College	Lakewood campus remodel/upgrade	8.6	Self Funded

Colorado Community College System
Management’s Discussion and Analysis
(Unaudited)
June 30, 2021 and 2020

The System has \$12.3 million and \$12.0 million in commitments for various upcoming capital construction and controlled maintenance projects as of June 30, 2021 and 2020, respectively.

CCCS had \$112,798,573, \$120,651,160, and \$125,113,068 in debt outstanding at June 30, 2021, 2020, and 2019, respectively.

In August 2021, Moody’s affirmed the existing Aa3 underlying to CCCS’ \$25 million System-wide Revenue Refunding Bonds, Series 2019A issued by the Colorado State Board for Community Colleges and Occupational Education. Moody’s also affirmed the Aa3 underlying ratings on approximately \$122 million CCCS’ outstanding debt and Aa2 enhanced ratings for approximately \$37 million of that debt. The outlook for both underlying and enhanced ratings for CCCS remains unchanged, as stable.

The breakdown of the debt is as follows:

	June 30		
	2021	2020	2019
Bonds payable	\$ 100,766,970	\$ 113,062,691	\$ 116,443,754
Notes and capital leases payable	12,031,603	7,588,469	8,669,314
Total debt	\$ 112,798,573	\$ 120,651,160	\$ 125,113,068

Colorado Community College System Future

The budgetary situation for higher education continues to change. For fiscal year 2022 funding, CCCS is authorized to receive approximately \$83.3 million in FFS revenue and \$130.7 million in student stipends. This support totaling \$214.0 million of anticipated fiscal year 2022 funding represents a 166.8% increase in state support from the \$80.2 million that was provided in 2021. CCCS anticipates receiving \$10.0 million of funding under the Amendment 50 funding in fiscal year 2022.

CCCS funding also relies on two other primary drivers: enrollment and tuition rates.

Enrollment: In fiscal year 2021, CCCS’ resident enrollment decreased by 8.2% from fiscal year 2020, and nonresident enrollment decreased by 16.2%, resulting in a total net enrollment decrease of 8.6%.

Tuition Rates: For fiscal year 2021, the Board increased resident and non-resident tuition rates by 3.0% over fiscal year 2020 and 2019 rates but did not increase on-line tuition. For fiscal year 2022, the Board did not increase the resident, non-resident or on-line tuition rates.

FY 2021-22 is once again a challenging year to forecast as the rise of the Delta variant of COVID-19 in recent months has tamped down expectations of the public health crisis being resolved in the near term. CCCS anticipates continued decreases in enrollment for fall 2021 term, as the negative impact of COVID-19 on low-income and first generation students will continue from the prior fiscal year—which will lead to reduced tuition revenue over FY 2020-21 levels. However, the State of Colorado backfilled all of the \$110 million in FY 2020-21 state appropriation reductions and increased FY 2021-22 state appropriations to CCCS by an additional 12.7%, which will help offset anticipated tuition revenue

Colorado Community College System
Management's Discussion and Analysis
(Unaudited)
June 30, 2021 and 2020

losses in FY 2021-22. Colleges are still being prudent in spending on operating expenses, but are making investments related to retention of existing students and attracting new students to be positioned well when the public health conditions are more favorable, either in Spring term of 2022 or Fall 2022. Once the public health crisis has abated, CCCS could see an increase in enrollment as workers look to colleges for retraining, as has occurred in past recessionary periods—accompanied by a rebound of tuition revenues.

Requests for Information

This financial report is designed to provide a general overview of CCCS' finances and to show the System's accountability for the money it receives. Questions concerning any other information provided in this report or requests for additional financial information should be addressed to:

Colorado Community College System
Department of Finance and Administration
9101 East Lowry Boulevard
Denver, Colorado 80230-6011

Colorado Community College System
Business-Type Activities
Statements of Net Position
June 30, 2021 and 2020

Assets

	2021	As Restated 2020
Current Assets		
Cash and cash equivalents	\$ 310,057,736	\$ 306,889,126
Restricted cash and cash equivalents	784	100,479,681
Accounts receivable, net	85,905,715	67,793,772
Inventories	1,800,103	2,091,882
Prepaid expenses	1,115,874	1,478,505
Total current assets	398,880,212	478,732,966
Noncurrent Assets		
Restricted cash and cash equivalents	-	7,833
Restricted investments	4,453,026	10,429,847
Other noncurrent assets	-	71,895
Capital assets, net	489,251,659	505,084,423
Total noncurrent assets	493,704,685	515,593,998
Total assets	<u>\$ 892,584,897</u>	<u>\$ 994,326,964</u>
Deferred Outflows of Resources		
Deferred Outflows		
Loss on Refunding	\$ 1,329,043	\$ 1,534,540
Pensions	102,994,378	59,716,810
OPEB	1,648,915	1,802,123
Other	35,676	40,883
Total deferred outflows of resources	<u>\$ 106,008,012</u>	<u>\$ 63,094,356</u>

Colorado Community College System
Business-Type Activities
Statements of Net Position (continued)
June 30, 2021 and 2020

Liabilities

	<u>2021</u>	<u>As Restated 2020</u>
Current Liabilities		
Accounts payable	\$ 20,044,836	\$ 25,709,429
Accrued liabilities	16,657,914	17,056,989
Unearned revenue	25,858,254	26,476,924
Unearned Governor's Economic Support	-	100,478,897
Security deposits	1,361,005	1,105,947
Bonds payable, current portion	3,725,000	3,555,000
Notes and capital leases payable, current portion	1,168,646	1,158,010
Other long-term liabilities, current portion	223,762	251,470
Compensated absences liability, current portion	2,753,387	2,790,121
	<u>71,792,804</u>	<u>178,582,787</u>
Total current liabilities		
Noncurrent Liabilities		
Bonds payable	97,041,970	109,507,691
Notes and capital leases payable	10,862,957	6,430,459
Other long-term liabilities	894,208	951,964
Compensated absences liability	26,005,216	23,168,480
Net pension liability	814,809,319	861,163,819
Net OPEB liability	27,942,214	33,968,439
	<u>977,555,884</u>	<u>1,035,190,852</u>
Total noncurrent liabilities		
Total liabilities	<u>\$ 1,049,348,688</u>	<u>\$ 1,213,773,639</u>
Deferred Inflows of Resources		
Deferred Inflows		
Pensions	\$ 191,833,350	\$ 343,230,155
OPEB	10,879,725	7,533,971
	<u>202,713,075</u>	<u>350,764,126</u>
Total deferred inflows of resources		
Net Position		
Net Position		
Net investment in capital assets	\$ 378,131,636	\$ 386,036,165
Restricted for expendable purposes		
Scholarships/fellowships	520,113	443,053
Loans	-	87,638
Training programs	6,692,070	6,627,627
Amendment 50 (Gaming)	1,464,471	-
Debt service	1,697,264	1,606,382
Other	1,240,850	371,053
	<u>11,614,768</u>	<u>9,135,753</u>
Total restricted for expendable purposes		
Unrestricted (deficit)	<u>(643,215,258)</u>	<u>(902,288,363)</u>
Total net position	<u>\$ (253,468,854)</u>	<u>\$ (507,116,445)</u>

Colorado Community College System
Discretely Presented Component Units
Statements of Financial Position
June 30, 2021 and 2020

Assets

	2021	2020
Cash and cash equivalents	\$ 14,621,464	\$ 11,524,501
Accounts and pledges receivable	9,261,710	8,673,680
Due from primary government	-	18,851
Investments	55,473,410	49,938,024
Beneficial interest in charitable remainder trust	8,281,597	192,441
Other assets	48,575	2,502,141
Capital assets, net	3,757,244	3,408,064
Total assets	\$ 91,444,000	\$ 76,257,702

Liabilities and Net Assets

Liabilities

Accounts payable	\$ 1,115,476	\$ 1,578,911
Due to primary government	1,489,771	180,040
Accrued liabilities	9,307	17,861
Deferred revenue	895,724	569,537
Bonds payable	244,387	-
Other liabilities	781,885	1,462,765
Total liabilities	4,536,550	3,809,114

Net Assets

Without donor restrictions		
Undesignated	14,699,590	10,530,047
Designated by the Board for operating reserve	286,132	262,913
Designated by the Board for endowment	190,528	190,528
Invested in property and equipment, net of related debt	1,932,603	2,125,838
With donor restrictions		
Perpetual in nature	26,622,106	26,448,427
Purpose restrictions	41,677,830	28,195,074
Time-restricted for future periods	1,505,855	4,706,425
Underwater endowments	(7,194)	(10,664)
Total net assets	86,907,450	72,448,588
Total liabilities and net assets	\$ 91,444,000	\$ 76,257,702

Colorado Community College System

Fiduciary Fund

Statements of Fiduciary Net Position

June 30, 2021 and 2020

	Private Purpose Trust Fund	
	2021	2020
Assets		
Accounts receivable	\$ 75,000	\$ 75,000
Investments		
Money market funds	1,310,228	997,882
Mutual funds	163,892	160,299
Fixed income securities	4,299,112	4,396,931
Common stocks	<u>7,871,487</u>	<u>5,739,075</u>
Total investments	<u>13,644,719</u>	<u>11,294,187</u>
Total assets	<u><u>\$ 13,719,719</u></u>	<u><u>\$ 11,369,187</u></u>
Liabilities		
Estimated future disability benefits	<u>\$ -</u>	<u>\$ -</u>
Total liabilities	<u>-</u>	<u>-</u>
Net Position		
Restricted for health and welfare benefits - individuals	<u>13,719,719</u>	<u>11,369,187</u>
Total restricted	<u>13,719,719</u>	<u>11,369,187</u>
Total net position	<u><u>\$ 13,719,719</u></u>	<u><u>\$ 11,369,187</u></u>

Colorado Community College System
Business-Type Activities
Statements of Revenues, Expenses and Changes in Net Position
Years Ended June 30, 2021 and 2020

	2021	As Restated 2020
Operating Revenues		
Student tuition and fees, net of scholarship allowances of \$106,476,341 and \$136,830,689; including revenues pledged for bonds of \$23,280,022 and \$30,223,342 in 2021 and 2020, respectively	\$ 232,800,223	\$ 302,233,416
Grants and contracts	108,275,067	107,261,195
Fee-for-service state contract	31,006,361	63,308,881
Sales and services of educational activities	722,073	1,038,521
Auxiliary enterprises, net of scholarship allowances of \$2,977,041 and \$3,239,427 in 2021 and 2020, respectively	16,220,223	22,519,339
Other operating revenues and gifts	9,411,548	9,187,753
Total operating revenues	398,435,495	505,549,105
Operating Expenses		
Instruction	171,151,528	182,689,156
Research	29,603	-
Public service	3,904,813	3,026,755
Academic support	26,771,989	26,608,523
Student services	36,487,250	44,312,648
Institutional support	67,072,414	65,027,271
Operation and maintenance of plant	38,514,389	41,876,402
Scholarships and fellowships	67,021,965	20,976,091
Auxiliary enterprises	20,053,661	26,962,200
Depreciation and amortization	43,412,172	43,408,398
Total operating expenses	474,419,784	454,887,444
Operating income (loss)	(75,984,289)	50,661,661

Colorado Community College System
Business-Type Activities
Statements of Revenues, Expenses and Changes in Net Position (continued)
Years Ended June 30, 2021 and 2020

	2021	As Restated 2020
Nonoperating Revenues (Expenses)		
State appropriations	46,341,567	66,274,478
Governor's Economic Support	100,478,897	-
State support for pensions	-	6,841,215
HEERF Direct Federal Funds	83,429,465	10,921,579
Federal Pell grants	74,956,565	89,524,948
Amendment 50 funding	9,969,431	11,639,810
Distributions to local district college and area vocational schools	(14,101,016)	(33,573,846)
Gifts	12,960,939	12,635,471
Investment income (loss)	(5,571,620)	18,568,705
Interest expense on capital debt	(3,690,702)	(4,350,159)
Other nonoperating revenues	2,337,910	5,602,781
	<u>307,111,436</u>	<u>184,084,982</u>
Net nonoperating revenues (expenses)		
	<u>307,111,436</u>	<u>184,084,982</u>
Income before other revenues, expenses, gains or losses	231,127,147	234,746,643
	<u>231,127,147</u>	<u>234,746,643</u>
Other Revenues, Expenses, Gains or Losses		
State capital contributions	17,409,040	31,967,403
Capital fees, net of scholarship allowances of \$1,416,955 and \$1,478,610; including revenues pledged for bonds of \$410,234 and \$590,365 in 2021 and 2020, respectively	4,102,343	5,903,651
Capital grants and gifts	1,009,061	2,834,542
	<u>1,009,061</u>	<u>2,834,542</u>
Increase in net position	253,647,591	275,452,239
	<u>253,647,591</u>	<u>275,452,239</u>
Net Position, Beginning of Year	(507,116,445)	(782,568,684)
	<u>(507,116,445)</u>	<u>(782,568,684)</u>
Net Position, End of Year	\$ (253,468,854)	\$ (507,116,445)
	<u><u>(253,468,854)</u></u>	<u><u>(507,116,445)</u></u>

Colorado Community College System
Discretely Presented Component Units
Statements of Activities
Years Ended June 30, 2021 and 2020

	2021		Total
	Without Donor Restrictions	With Donor Restrictions	
Revenues, Gains and Other Support			
Contributions	\$ 3,330,407	\$ 17,048,103	\$ 20,378,510
Grants	718,174	1,414,974	2,133,148
Investment income, net	4,896,915	4,782,458	9,679,373
Rental income	181,911	317,030	498,941
Special events	356,251	4,185	360,436
Other income	1,526,698	140,124	1,666,822
Net assets released from restrictions	11,047,291	(11,047,291)	-
Reclassification of net assets	2,200,248	(2,200,248)	-
Total revenues, gains and other support	<u>24,257,895</u>	<u>10,459,335</u>	<u>34,717,230</u>
Expenses and Losses			
Program services	<u>17,390,137</u>	<u>-</u>	<u>17,390,137</u>
Total program services	17,390,137	-	17,390,137
Fundraising	978,315	-	978,315
Management and general	<u>1,889,916</u>	<u>-</u>	<u>1,889,916</u>
Total support services	<u>2,868,231</u>	<u>-</u>	<u>2,868,231</u>
Total expenses and losses	<u>20,258,368</u>	<u>-</u>	<u>20,258,368</u>
Change in Net Assets	3,999,527	10,459,335	14,458,862
Net Assets, Beginning of Year	<u>13,109,326</u>	<u>59,339,262</u>	<u>72,448,588</u>
Net Assets, End of Year	<u>\$ 17,108,853</u>	<u>\$ 69,798,597</u>	<u>\$ 86,907,450</u>

Colorado Community College System

Discretely Presented Component Units

Statements of Activities (continued)

Years Ended June 30, 2021 and 2020

	2020		Total
	Without Donor Restrictions	With Donor Restrictions	
Revenues, Gains and Other Support			
Contributions	\$ 2,087,560	\$ 18,532,024	\$ 20,619,584
Grants	447,718	1,864,153	2,311,871
Investment income, net	1,061,883	2,664,346	3,726,229
Rental income	196,495	314,751	511,246
Special events	209,905	38,637	248,542
Other income	829,030	151,866	980,896
Net assets released from restrictions	14,031,080	(14,031,080)	-
Total revenues, gains and other support	18,863,671	9,534,697	28,398,368
Expenses and Losses			
Program services	16,407,394	-	16,407,394
Total program services	16,407,394	-	16,407,394
Fundraising	1,111,995	-	1,111,995
Management and general	2,358,249	-	2,358,249
Total support services	3,470,244	-	3,470,244
Total expenses and losses	19,877,638	-	19,877,638
Change in Net Assets	(1,013,967)	9,534,697	8,520,730
Net Assets, Beginning of Year	14,123,293	49,804,565	63,927,858
Net Assets, End of Year	\$ 13,109,326	\$ 59,339,262	\$ 72,448,588

THIS PAGE LEFT BLANK INTENTIONALLY

Colorado Community College System
Fiduciary Fund
Statements of Changes in Fiduciary Net Position
Years Ended June 30, 2021 and 2020

	Private Purpose Trust Fund	
	2021	2020
Additions		
Receipt of excess premiums	\$ 590,793	\$ 777,875
Total contributions	<u>590,793</u>	<u>777,875</u>
Investment income		
Net appreciation in fair value	1,949,635	1,005,340
Interest and dividends	<u>67,887</u>	<u>80,965</u>
Total investment income	<u>2,017,522</u>	<u>1,086,305</u>
Total additions	<u>2,608,315</u>	<u>1,864,180</u>
Deductions		
Insurance expense and subsidy	4,050	2,431
Administrative expense	<u>253,733</u>	<u>252,354</u>
Total deductions	<u>257,783</u>	<u>254,785</u>
Net increase in fiduciary net position	<u>2,350,532</u>	<u>1,609,395</u>
Net Position		
Beginning of year	<u>11,369,187</u>	<u>9,759,792</u>
End of year	<u>\$ 13,719,719</u>	<u>\$ 11,369,187</u>

Colorado Community College System

Business-Type Activities

Statements of Cash Flows

Years Ended June 30, 2021 and 2020

	2021	As Restated 2020
Cash Flows from Operating Activities		
Cash received		
Tuition and fees	\$ 235,015,014	\$ 302,477,411
Student loans collected	551,219	514,201
Sales of products and services	16,957,286	23,576,992
Grants, contracts and gifts	113,603,434	166,089,137
Other operating receipts	11,457,735	9,258,796
Custodial (inflows)	94,227,717	109,029,821
Cash payments		
Scholarships disbursed	(67,021,965)	(20,976,091)
Student loans disbursed	(546,543)	(508,678)
Payments for employees	(404,489,433)	(413,856,435)
Payments to suppliers	(198,893,471)	(196,623,994)
Custodial (outflows)	(92,211,286)	(109,403,515)
Net cash used in operating activities	(291,350,293)	(130,422,355)
Cash Flows from Noncapital Financing Activities		
State appropriations – noncapital	46,341,567	66,274,478
Governor’s Economic Support	-	100,478,897
HEERF Direct Federal Funding	83,065,250	10,921,579
Federal Pell grants	75,812,897	88,137,710
Amendment 50 funding	9,969,431	11,639,810
Distributions to local district colleges and area vocation schools	(14,101,016)	(33,573,846)
Gifts and grants for other than capital purposes	12,936,040	12,181,030
Other noncapital financing activities	2,958,341	6,043,189
Net cash provided by noncapital financing activities	216,982,510	262,102,847
Cash Flows from Capital and Related Financing Activities		
Capital grants, contracts and gifts	615,403	2,644,128
Proceeds from capital debt and financing leases	5,487,520	29,079,496
Capital fees	4,102,343	5,903,651
State contribution for capital assets	17,320,130	31,206,848
Proceeds from sale of capital assets	1,500	-
Acquisition and construction of capital assets	(33,550,113)	(61,060,626)
Principal paid on capital debt	(13,047,189)	(34,639,940)
Interest on capital debt	(4,287,490)	(4,894,460)
Amount paid on bond issuance cost	-	(246,891)
Net cash used in capital and related financing activities	(23,357,896)	(32,007,794)

Colorado Community College System

Business-Type Activities

Statements of Cash Flows (continued)

Years Ended June 30, 2021 and 2020

	2021	As Restated 2020
Cash Flows from Investing Activities		
Investment income (loss)	(5,569,275)	18,483,898
Proceeds from sale of investments	10,471,775	447,861
Purchase of investments	(4,494,941)	(2,196,342)
	<u>407,559</u>	<u>16,735,417</u>
Net cash provided by (used in) investing activities	<u>407,559</u>	<u>16,735,417</u>
Net increase (decrease) in cash and cash equivalents	(97,318,120)	116,408,115
Cash and Cash Equivalents, Beginning of Year	<u>407,376,640</u>	<u>290,968,525</u>
Cash and Cash Equivalents, End of Year	<u>\$ 310,058,520</u>	<u>\$ 407,376,640</u>
Reconciliation of Operating Income (Loss) to Net Cash Used in Operating Activities		
Operating income (loss)	\$ (75,984,289)	\$ 50,661,661
Adjustments to reconcile operating income (loss) to to net cash used in operating activities		
Depreciation and amortization	43,412,172	43,408,398
Increase in other nonoperating assets/noncash expenses	46,192	7,670,876
Decrease (increase) in assets and deferred outflows of resources		
Receivables, net	(18,020,161)	(7,442,827)
Inventory and prepaids	654,410	1,890,171
Other noncurrent assets	71,895	1,176,299
Deferred outflows of resources related to pensions	(43,277,568)	100,514,526
Deferred outflows of resources related to OPEB	153,208	248,823
Increase (decrease) in liabilities and deferred inflows of resources		
Accounts payable	(215,443)	2,359,388
Accrued liabilities	(399,075)	371,481
Unearned revenues	(254,455)	647,867
Security deposits	180,059	1,916,331
Compensated absences liability	2,800,002	2,261,438
Other liabilities	(85,464)	(198,261)
Pension liability	(46,354,500)	(152,229,037)
OPEB liability	(6,026,225)	(8,169,323)
Deferred inflows of resources related to pensions	(151,396,806)	(182,452,530)
Deferred inflows of resources related to OPEB	3,345,755	6,942,364
	<u>\$ (291,350,293)</u>	<u>\$ (130,422,355)</u>
Net cash used in operating activities	<u>\$ (291,350,293)</u>	<u>\$ (130,422,355)</u>
Noncash Investing, Capital and Noncapital Financing Activities		
State funding for acquisitions of capital assets	\$ -	\$ 457,086
State funding for acquisitions of noncapital assets	529,133	303,469
Liabilities for capital assets	2,611,192	9,123,736
Equipment donations and capital gifts	418,557	190,417
Loss on disposal of capital assets	(385,035)	(376)
Amortization of bond/premium discount and refunding loss	305,562	285,694

THIS PAGE LEFT BLANK INTENTIONALLY

Colorado Community College System

Notes to Financial Statements

June 30, 2021 and 2020

Note 1: Governance and Reporting Entity

The Colorado Community College System (CCCS or the System) is governed by the State Board for Community Colleges and Occupational Education (SBCCOE). The nine board members are appointed for staggered four-year terms by the Governor with consent of the State Senate. In addition, there are two non-voting members consisting of a student and a faculty member. The SBCCOE governs the system office and the 13 state system colleges and administers vocational technical education funds distributed to the two Local District Colleges (LDCs), three Area Vocational Schools (AVSs), and school districts offering vocational programs.

CCCS is an institution of higher education of the State of Colorado (the State) established by the Community College and Occupational Education Act of 1967, Title 23, Article 60 of the Colorado Revised Statutes (C.R.S.). Thus, for financial reporting purposes, CCCS is included as part of the State of Colorado's primary government. CCCS' operations and activities are funded primarily through tuition and fees; federal, state and local grants; the College Opportunity Fund (COF) stipends; and a fee for service (FFS) contract. Pursuant to C.R.S. Section 23-1-104, state appropriations for the operation of CCCS are made to the SBCCOE, which is responsible for the allocation to the individual colleges. In addition, the SBCCOE receives and distributes state appropriations for LDCs, AVSs, and school districts offering vocational programs.

The financial statements of CCCS, which is an institution of higher education of the State of Colorado, are intended to present the financial position, the changes in financial position, and cash flows of only that portion of the business-type activities of the State of Colorado that is attributable to the transactions of CCCS. They do not purport to, and do not, present fairly the financial position of the State as of June 30, 2021 and 2020, the changes in its financial position, or, where applicable, its cash flows for the years then ended in conformity with accounting principles generally accepted in the United States of America. The fiduciary statements of net position of the private purpose trust fund and the fiduciary statements of changes in the net position of the private purpose trust fund show the fiduciary activities that are related to the Benefit Trust.

Financial results for the State are presented in separate statewide financial statements prepared by the Office of the State Controller and audited by the Office of the State Auditor. Complete financial information for the State is available in the statewide financial statements in the Annual Comprehensive Financial Report.

Accordingly, the accompanying CCCS business-type activity financial statements contain the operations of the system office and the following 13 colleges but do not include activities of the fiduciary fund and component units. All significant intercampus balances and transactions have been eliminated.

- Arapahoe Community College (ACC)
- Colorado Northwestern Community College (CNCC)
- Community College of Aurora (CCA)
- Community College of Denver (CCD)
- Front Range Community College (FRCC)
- Lamar Community College (LCC)

Colorado Community College System

Notes to Financial Statements

June 30, 2021 and 2020

- Morgan Community College (MCC)
- Northeastern Junior College (NJC)
- Otero Junior College (OJC)
- Pikes Peak Community College (PPCC)
- Pueblo Community College (PCC)
- Red Rocks Community College (RRCC)
- Trinidad State Junior College (TSJC)

As an institution of higher education in the State of Colorado, the income of CCCS is generally exempt from income taxes under Section 115(a) of the Internal Revenue Code. Income generated from activities unrelated to the exempt purpose of CCCS would be subject to tax under Section 511(a)(2)(B). There was no material tax liability related to income generated from activities unrelated to CCCS' exempt purpose as of June 30, 2021 and 2020.

In accordance with Governmental Accounting Standards Board (GASB) Statement No. 14, *The Financial Reporting Entity*, as amended by GASB Statement No. 61, *The Financial Reporting Entity: Omnibus*, and GASB Statement No. 39, *Determining Whether Certain Organizations are Component Units*, GASB 80, *Blending Requirements for Certain Component Units*, and GASB Statement No. 84, *Fiduciary Activities*, CCCS has one fiduciary private purpose trust fund, 15 discretely presented component units, and participates in one joint venture as described below.

Fiduciary Private Purpose Trust Fund

The SBCCOE Employee Benefit Trust Fund (the Benefit Trust), a fiduciary private purpose trust fund, is included in the accompanying financial statements as a fiduciary private purpose trust fund, in accordance with Statement No. 84, beginning fiscal year 2021 (Note 2). The Benefit Trust was established on February 1, 1983, as a legally and financially independent entity whose governing committee is appointed by the SBCCOE. The Benefit Trust was established to provide benefits under the Health and Welfare Program. Benefits are determined by the Chancellor based upon recommendation of the Benefit Trust committee, and primarily include support for employee health fairs, provide payment to an administrator to negotiate group insurance contracts on behalf of employees and SBCCOE in the name of the colleges and/or Trust. Other benefits, as-well, may be provided for employees and their dependent families through self-funded or insured programs, or a combination of the two, provided that such other benefits are permissible under Section 501(c)(9) of the Internal Revenue Code.

Discretely Presented Component Units

A legally separate, tax-exempt foundation exists for the System office and one for each of 12 colleges and two for the remaining college. While not all of the foundations are materially significant, they have all been included as discretely presented component units of CCCS. The foundations were created to promote the welfare and future development of the colleges by providing financial support for instructional programs, facilities, equipment, student scholarship programs, and cultural activities. Their major sources of revenue include donations, interest, and dividends earned on bank accounts, investments, leases, grants and fund-raising events. The foundations act primarily as fundraising organizations to supplement the resources that are

Colorado Community College System

Notes to Financial Statements

June 30, 2021 and 2020

available to CCCS in support of its programs. Although CCCS does not control the timing or amount of receipts from the foundations, the majority of resources or income thereon that the foundations hold and invest is restricted to the activities of CCCS by the donors. Because these restricted resources held by the foundations can only be used by or for the benefit of the colleges, the foundations are considered component units of CCCS and are discretely presented in CCCS' financial statements. The discretely presented component unit financial statements are presented in accordance with Financial Accounting Standards Board (FASB) pronouncements, which is a different reporting model than CCCS.

The listing of foundations are as follows: Arapahoe Community College Foundation, Inc.; Community College of Aurora Foundation; Community College of Denver Foundation; Colorado Northwestern Community College Foundation; Front Range Community College Foundation; Lamar Community College Foundation; Morgan Community College Foundation; Northeastern Junior College Foundation, Inc.; Otero Junior College Foundation; Pikes Peak Community College Foundation, Inc.; Pueblo Community College Foundation; Red Rocks Community College Foundation; Trinidad State Junior College Foundation, Inc.; Friends of TSJC; and Colorado Community College System Foundation. All of the foundations with the exception of Friends of TSJC were audited by other auditors. Morgan Community College Foundation and Trinidad State Junior College Foundation, Inc.'s audit are for the year ended December 31, all others are for the year ended June 30.

Complete financial statements for the foundations can be obtained from the Finance and Administration Department at the Colorado Community College System at 303.595.1575 or by writing to:

Colorado Community College System
Department of Finance and Administration
9101 East Lowry Boulevard
Denver, Colorado 80230-6011

Joint Venture

CCCS has an association with the following organization for which it neither is financially accountable nor has primary access to the resources. Accordingly, it has not been included in CCCS' financial statements.

The Auraria Higher Education Center (AHEC), established by legislation in 1974, is jointly governed and utilized by CCD, the University of Colorado Denver, and Metropolitan State University of Denver. The institutions share the costs of operating common educational, library, and other auxiliary facilities. Costs of the common facilities are shared in accordance with an operating agreement between AHEC and the respective institutions.

Complete financial statements for AHEC can be obtained from the Administrative and Business Services Department at 303.556.2232 or by writing to:

Auraria Higher Education Center
Controller's Office
Campus Box B
P.O. Box 173361
Denver, Colorado 80217-3361

Colorado Community College System

Notes to Financial Statements

June 30, 2021 and 2020

Note 2: Implementation of New Accounting Standard

In fiscal year 2021, CCCS implemented GASB Statement 84, *Fiduciary Activities* (Statement No. 84). Statement No. 84 was originally effective for reporting periods beginning after December 15, 2018, but was postponed one year per GASB Statement No. 95, *Postponement of the Effective Dates of Certain Authoritative Guidance* (Statement No. 95), to provide temporary relief to governments and other stakeholders in light of the COVID-19 pandemic. Statement No. 84 established criteria for identifying fiduciary activities of all state and local governments, primarily based on whether a government controls the assets of the fiduciary activity and the beneficiaries with whom a fiduciary relationship exists.

For financial reporting purposes, the Benefit Trust that was previously included as a Blended Component Unit of CCCS, is now recognized as a fiduciary component unit reported as a private-purpose trust fund, beginning fiscal year 2020 after being restated for the adoption of Statement No. 84. The beginning net position of the Benefit Trust reported in fiscal year 2020 as a blended component unit was \$9,759,792 and is the beginning net position for the new private purpose trust fund. A Statement of Fiduciary Net Position is used to report the assets, liabilities, and fiduciary net position of private purpose trust funds. The major source of additions are receipt of excess premiums and net appreciation in fair value and the major deductions are administrative costs.

In accordance with Statement No. 84, CCCS reports assets with a corresponding liability that otherwise should be reported in a custodial fund in the statement of net position, upon receipt, as they are normally expected to be held for three months or less.

In fiscal year 2021, CCCS continued preparation for the implementation of GASB Statement No. 87, *Leases*, for fiscal year 2022.

Note 3: Basis of Presentation, Measurement Focus, Basis of Accounting, and Summary of Significant Accounting Policies

For financial reporting purposes, CCCS is considered a special-purpose government engaged only in business-type activities. Accordingly, CCCS' basic financial statements have been presented using the economic resources measurement focus and the accrual basis of accounting. Under the accrual basis of accounting, revenues are recognized when earned, and expenses are recorded when obligations are incurred.

Cash and Cash Equivalents

Cash and cash equivalents are defined as cash on hand, cash in checking accounts, demand deposits, certificates of deposit with original maturities of three months or less with financial institutions, pooled cash with the State Treasurer, and all highly liquid investments with an original maturity of three months or less. Earnings from pooled cash are distributed monthly based on average daily cash balances at each institution.

Accounts Receivable

Accounts receivable result primarily from tuition and fees, and other charges to students, and federal grants.

Colorado Community College System

Notes to Financial Statements

June 30, 2021 and 2020

Restricted Cash and Cash Equivalents and Restricted Investments

Restricted cash and cash equivalents and restricted investments primarily represent monies from unspent bond and note proceeds, including funds in fiscal year 2020 for a crossover refunding and federal funds received for COVID-19 related costs passed through the Colorado State Governors Office. Investments are reported at fair value, which is determined based on quoted market prices as of June 30, 2021 and 2020.

Inventories

Inventories and supplies are accounted for using the purchase method. Cost is determined using the first-in, first-out method.

Other Noncurrent Assets

Other noncurrent assets consist of prepaid assets that will be expensed more than one year from the fiscal year-end.

Capital Assets

Capital assets are recorded at cost at the date of acquisition, or acquisition value at the date of donation in the case of gifts. Depreciation is computed using the straight-line method over the estimated useful lives of the assets. CCCS uses a capitalization threshold of \$50,000 for buildings and improvements (land, buildings and leasehold) and internally developed software and \$5,000 for all other capital assets, including capital assets acquired through notes payable or capital leases. Library collections are capitalized, regardless of cost, as a collection. Estimated useful lives are determined in accordance with the State Fiscal Procedures Manual. CCCS' estimated useful lives are as follows: 27 years for buildings, the greater of 5 years or term of lease for improvements other than buildings, 3–10 years for equipment, 7 years for library collections, 15 years of internally developed software, and 3–5 years for all other software. Depreciation expense is not allocated among functional categories.

Assets acquired under capital leases are recorded at the present value of future minimum lease payments and are amortized using the straight-line method over the shorter of the lease term or their estimated useful life. Such amortization is included as depreciation expense in the accompanying financial statements.

As of June 30, 2021 and 2020, the construction in progress includes capital construction projects in process, but not substantially complete.

Security deposits

Security deposits include balances representing funds held as security deposits from individuals or organizations for rental activity.

Accrued Liabilities

Accrued liabilities primarily represent accrued payroll, benefits payable, and other payroll related liabilities at June 30, 2021 and 2020.

Colorado Community College System

Notes to Financial Statements

June 30, 2021 and 2020

Compensated Absences Liability

Compensated absences and related personnel expenses, including payroll taxes, are recognized based on estimated balances due to employees upon termination or retirement. The limitations on such payments are defined by the rules associated with the personnel systems at CCCS. Employees accrue and vest in vacation and sick leave earnings based on their hire date and length of service. Vacation accruals are paid in full upon separation, whereas only a portion of sick leave is paid upon specific types of separation, such as retirement. The current portion of compensated absences liability is the portion that is estimated to be paid within one year. This estimate is based upon the average paid over the preceding three years. The liability for compensated absences is expected to be funded by state appropriations or other funding sources available in future years when the liability is paid.

Unearned Revenue

Unearned revenue consists of amounts received from the provision of educational goods and services that have not yet been earned. CCCS prorates the summer session revenues and direct instructional expenses based on the percentage of total calendar days before June 30 to total calendar days in the selected primary summer term. To the extent revenues are earned after June 30, such amounts are recorded in unearned revenue, including significant funds from HEERF Direct Federal funds.

Unearned Governor's Economic Support

Unearned Governor's economic support consists of amounts received from the Federal Coronavirus Relief Funds (CRF) to be used for economic support as a result of the impact of the COVID-19 pandemic and has not yet been used for the purpose intended.

Notes and Capital Leases Payable

Notes payable and capital leases consist of energy performance agreements and various capital lease agreements with original value of \$5,000 or more. Such agreements provide that any commitments beyond the current year are contingent upon funds being appropriated for such purposes. It is reasonably assured that such funds will be renewed in the normal course of business and, therefore, are treated as noncancelable for financial reporting purposes.

Deferred Outflows and Inflows of Resources

Deferred outflows of resources is a consumption of net position by a government that is applicable to a future reporting period and deferred inflows of resources is an acquisition of net position by a government that is applicable to a future reporting period. Both deferred outflows and inflows are reported in the statements of net position but are not recognized in the financial statements as revenues, expenses or reduction of liabilities until the period(s) to which they relate.

Changes in the net pension liability and OPEB liability not included in the related expense are required to be reported as deferred outflows and deferred inflows of resources related to pensions and OPEB. These deferred outflows and deferred inflows of resources related to pensions and OPEB are required to be recognized by an employer which primarily results from changes in the components of the net pension liability and net OPEB liability, including the changes in the total pension liability and OPEB liability and in each of the pension and OPEB plans' fiduciary net position, respectively. Changes include differences between expected and actual experience in the

Colorado Community College System

Notes to Financial Statements

June 30, 2021 and 2020

measurement of the liability, changes to assumptions or other inputs, net differences between projected and actual earning on the plan's investments, changes in proportional share of CCCS, and contributions made by CCCS subsequent to the measurement date of the collected net pension liability and net OPEB liability.

In addition, for refundings resulting in a defeasance of debt the difference between the reacquisition price and the net carrying amount of the old debt is reported as deferred outflows or deferred inflows and amortized as a component of interest expense over the remaining life of the old debt or new debt, whichever is shorter.

Net Pension Liability

The net pension liability is the liability of CCCS, the employer, to employees for the PERA defined benefit pension plan, which is measured as the portion of the present value of projected benefit payments to be provided through the pension plan to current active and inactive employees that is attributed to those employees' past periods of service (total pension liability), less the amount of the pension plan's fiduciary net position.

Net Other Postemployment Benefits (OPEB) Liability

The net OPEB liability is the liability of CCCS, the employer, to employees for the health care trust fund, a cost-sharing multiple-employer defined benefit other postemployment benefit plan administered by PERA. OPEB is measured as the portion of the present value of projected benefit payments to be provided to current active and inactive employees that is attributed to those employees' past periods of service (total OPEB liability), less the amount of the OPEB plan's fiduciary net position.

Net Position

Net position is classified in the accompanying financial statements as follows:

- Net investment in capital assets represents the total investment in capital assets, net of outstanding debt obligations related to those capital assets. To the extent debt has been incurred but not yet expended for capital assets, such amounts are not included as a component of net investment in capital assets.
- Restricted for expendable purposes represents net resources in which CCCS is legally or contractually obligated to spend resources in accordance with restrictions imposed by enabling legislation or external third parties.
- Unrestricted net position represents net resources derived from student tuition and fees, FFS contracts, COF stipends, state appropriations, and sales and services of educational activities. These resources are used for transactions relating to the educational and general operations of CCCS to meet current expenses for any purpose. These resources also include those from auxiliary enterprises, which are substantially self-supporting activities that provide services for students, faculty and staff. Unrestricted net position includes assets designated by the SBCCOE for certain purposes. Unrestricted net position has been reduced for the impact of Statement No. 68 and Statement No. 75 during fiscal years 2021 and 2020.

Colorado Community College System

Notes to Financial Statements

June 30, 2021 and 2020

Classification of Revenues and Expenses

CCCS has classified its revenues and expenses as either operating or nonoperating according to the following criteria:

- Operating revenues and expenses are derived from activities associated with providing goods and services for instruction, public service, or related support services to an individual or entity separate from CCCS to carry out the mission of CCCS. Operating revenues include stipends paid for eligible undergraduate students under COF, created and funded by the Colorado Legislature. The stipend can be used to pay a portion of in state tuition for both new and continuing students and is paid on a per credit hour basis to the institution at which the student is enrolled. The credit hour amount is set annually by the General Assembly. In addition, operating revenues include payment for the FFS contract from the State of Colorado for delivery of educational services by CCCS that are not part of the COF stipend program. In fiscal year 2021 and 2020, CDHE's contract with CCCS purchased educational services with an increased emphasis on support services for Pell-eligible, first-generation, and underserved undergraduate students as well as institutional performance related to student completion and retention statistics and additional metrics supporting state policy goals. This includes educational services in rural areas, high-cost student programs, institutional research services, remediation and special skills courses, creation of student career pathways, and for inclusion service compliance. In fiscal year 2020, a portion of funding was authorized for use in complying with expanding concurrent enrollment opportunities.
- Nonoperating revenues and expenses are those that do not meet the definition of operating revenues or capital revenues. In fiscal years 2021 and 2020, nonoperating revenues include Career and Technical Act (CTA) state appropriations, Governor's Economic Support, state support for pensions in accordance with Senate Bill 18-200 (fiscal year 2020 only), Federal Pell grants, Amendment 50 funding, state training program grants, occupational education funds, gifts, investment income, and insurance recoveries from prior years. In fiscal year 2021, CCCS also received nonoperating revenues in the form of subsidies from the Federal HEERF Acts. Nonoperating expenses include interest expense and distributions to AVSs and LDCs.
- Other revenues, expenses, gains, and losses include state capital construction contributions and controlled maintenance appropriations, capital fees, and gifts and grants restricted for capital purposes.

Application of Restricted and Unrestricted Resources

When both restricted and unrestricted resources are available to pay an expense, CCCS' general policy is to first utilize restricted resources. Only when restricted resources are unavailable or eligibility requirements have not been met are unrestricted resources used to pay expenses, with the exception of Amendment 50 and federal CARES Act funding received, which may be expensed in future periods.

Colorado Community College System

Notes to Financial Statements

June 30, 2021 and 2020

Scholarship Allowances

Scholarship allowances are the differences between the stated charge for the goods and services provided by CCCS and the amount that is paid by the students or by other third parties making payments on the students' behalf. Student tuition and fee revenues, certain other auxiliary enterprises revenue, and capital fees are reported net of scholarship allowances in the accompanying financial statements. Certain grants from external governmental and private programs are recorded as either operating or nonoperating revenues in the accompanying financial statements. To the extent that such grant revenues are required to be used to satisfy tuition and fees and other student charges, CCCS records scholarship allowances. Any excess grant revenues are recorded as scholarships and fellowships operating expense. CCCS calculates scholarship allowances on a student-by-student basis.

Amendment 50 Funds

In November 2008, the passage of Amendment 50 recognized the importance of community colleges and LDCs to the State's economic development through the development of a highly skilled workforce. This legislation approved the expansion for limited gaming with new rules, hours, and games beginning July 2, 2009. Gaming tax revenue is collected by the State in the fiscal year that the gaming play takes place and a portion is allocated out to the recipients the following fiscal year, per the provisions of H.B. 09-1272 Title 44, Article 30. Effective fiscal year 2021, H.B. 20-1400 enacted temporary changes to the reallocation of revenue between the limited gaming fund and the extended limited gaming fund until funding goes back to prior-year levels. Community colleges are to use the funds for classroom instruction related activities and scholarships for students.

Use of Estimates

The preparation of financial statements in conformity with U.S. generally accepted accounting principles requires management to make estimates and assumptions that affect the reported amounts of assets, deferred outflows of resources, liabilities and deferred inflows of resources, disclosure of contingent assets and liabilities at the date of the financial statements, and the reported amounts of revenues and expenses during the reporting period. Actual results could differ significantly from those estimates.

Note 4: Appropriations

The Colorado State Legislature establishes spending authority for CCCS in its annual Long Appropriations Bill. Appropriated funds include an amount from the State of Colorado's General Fund, the student share of tuition COF stipend, FFS contract revenue, and CRF Direct Federal Funds passed through from the Colorado Governors' Office.

For the years ended June 30, 2021 and 2020, appropriated expenditures were within the authorized spending authority. CCCS received a total nonoperating general fund appropriation of \$46,341,567 and \$66,274,478 for 2021 and 2020, respectively. Included in the State appropriations are general fund appropriations specified to be passed through to two LDCs and three AVSs for 2021 and 2020 of \$14,101,016 and \$33,573,846, respectively. This amount consists of \$8,258,807 and \$19,663,825 for LDCs, and \$5,842,209 and \$13,910,021 for AVSs, for 2021 and 2020, respectively. Also, included in capital general fund appropriations were capital contributions of

Colorado Community College System

Notes to Financial Statements

June 30, 2021 and 2020

\$17,409,040 and \$31,967,403 for 2021 and 2020, respectively. During 2021 and 2020, CCCS received FFS contract revenue in the amount of \$31,006,361 and \$63,308,881 and COF stipends in the amount of \$49,186,559 and \$127,138,814, respectively, recognized in operations.

Note 5: Tuition, Fees and Auxiliary Revenue

Tuition, fees and auxiliary revenue and the related scholarship allowances for the years ended June 30, 2021 and 2020 were as follows:

	2021			
	Tuition and Fees	Auxiliary Revenue	Capital Fees	Total
Gross revenue	\$ 339,276,564	\$ 19,197,264	\$ 5,519,298	\$ 363,993,126
Scholarship allowances				
Federal	65,298,429	1,615,407	888,195	67,802,031
State	29,113,291	711,266	431,464	30,256,021
Private	4,529,889	110,653	43,968	4,684,510
Institutional	<u>7,534,732</u>	<u>539,715</u>	<u>53,328</u>	<u>8,127,775</u>
Total scholarship allowance	<u>106,476,341</u>	<u>2,977,041</u>	<u>1,416,955</u>	<u>110,870,337</u>
Net revenue	<u>\$ 232,800,223</u>	<u>\$ 16,220,223</u>	<u>\$ 4,102,343</u>	<u>\$ 253,122,789</u>
	2020			
	Tuition and Fees	Auxiliary Revenue	Capital Fees	Total
Gross revenue	\$ 439,064,105	\$ 25,758,766	\$ 7,382,261	\$ 472,205,132
Scholarship allowances				
Federal	83,489,354	1,727,552	926,049	86,142,955
State	40,157,167	811,088	445,649	41,413,904
Private	6,007,911	117,814	63,626	6,189,351
Institutional	<u>7,176,257</u>	<u>582,973</u>	<u>43,286</u>	<u>7,802,516</u>
Total scholarship allowance	<u>136,830,689</u>	<u>3,239,427</u>	<u>1,478,610</u>	<u>141,548,726</u>
Net revenue	<u>\$ 302,233,416</u>	<u>\$ 22,519,339</u>	<u>\$ 5,903,651</u>	<u>\$ 330,656,406</u>

Colorado Community College System

Notes to Financial Statements

June 30, 2021 and 2020

Note 6: Cash and Cash Equivalents and Investments

CCCS' cash and cash equivalents, exclusive of those held with the Colorado State Treasurer (the Treasurer), are detailed in the table below:

	June 30,	
	2021	Restated 2020
Cash on hand and change funds	\$ 961,228	\$ 1,201,578
Deposits with financial institutions	1,827,218	2,319,047
Restricted cash at other institutions	-	7,833
Total	<u>\$ 2,788,446</u>	<u>\$ 3,528,458</u>

Colorado statutes require protection of public moneys in banks beyond that provided by the Federal Deposit Insurance Corporation (FDIC). The Public Deposit Protection Act in C.R.S. Section 11-10.5-107(5) requires all eligible depositories holding public deposits to pledge designated eligible collateral having market value equal to at least 102.0% of the deposits exceeding those amounts insured by federal insurance.

The following schedule reconciles deposits and investments to the financial statements:

	Carrying Amount June 30,	
	2021	Restated 2020
Footnote amounts		
Deposits	\$ 2,788,446	\$ 3,528,458
Deposits held with State Treasurer	307,270,074	403,848,182
Restricted investments	4,453,026	10,429,847
Total	<u>\$ 314,511,546</u>	<u>\$ 417,806,487</u>
Financial statement amounts		
Cash and cash equivalents	\$ 310,057,736	\$ 306,889,126
Current restricted cash and cash equivalents	784	100,479,681
Noncurrent restricted cash and cash equivalents	-	7,833
Total cash and cash equivalents	310,058,520	407,376,640
Restricted investments	<u>4,453,026</u>	<u>10,429,847</u>
	<u>\$ 314,511,546</u>	<u>\$ 417,806,487</u>

CCCS deposits its cash with the Treasurer as required by C.R.S. The Treasurer pools these deposits and invests them in securities approved by C.R.S. Section 24-75-601.1. The Treasury acts as a bank for all state agencies and institutions of higher education, with the exception of the University of Colorado. Monies deposited in the Treasury are invested until the cash is needed. As of June 30, 2021 and 2020, CCCS had cash on deposit with the Treasurer of \$307,270,074 and \$403,848,182, which represented approximately 1.7% and 4.2% of the total of \$17,744.6 million

Colorado Community College System

Notes to Financial Statements

June 30, 2021 and 2020

and \$9,663.8 million, respectively, in deposits in the Treasurer's Pool (Pool). The total \$17,774.6 million fair value of deposits, including unrealized gains, in the State Treasurer's Pool, as of June 30, 2021, included Pool resources of \$36.1 million of cash on hand and \$17,708.5 million of investments. The total \$9,633.8 million fair value of deposits, including unrealized gains, in the State Treasurer's Pool, as of June 30, 2020, included Pool resources of \$16.0 million of cash on hand and \$9,617.8 million of investments. As of June 30, 2021 and 2020, CCCS had \$4,453,026 and \$10,429,847 in restricted investments, respectively, which are comprised of marketable securities in active markets that have observable inputs and prices.

On the basis of CCCS' participation in the Pool, CCCS reports an increase or decrease in cash for its share of the Treasurer's unrealized gains and losses on the Pool's underlying investments. The State Treasurer does not invest any of the Pool's resources in any external investment pool, and there is no assignment of income related to participation in the Pool. The unrealized gains and losses included in income reflect only the change in fair value for the fiscal year.

Additional information on investments of the Pool may be obtained in the State's Annual Comprehensive Financial Report for the years ended June 30, 2021 and 2020.

Custodial Credit Risk

Investments are exposed to custodial credit risk if the securities are uninsured, are not registered in the State's name, and are held by either the counterparty to the investment purchase or the counterparty's trust department or agent but not in the State's name.

Credit Quality Risks

Credit quality risk is the risk that the issuer or other counterparty to a debt security will not fulfill its obligations. This risk is assessed by national rating agencies that assign a credit quality rating for many investments. Credit quality ratings for obligations of the U.S. government or obligations explicitly guaranteed by the U.S. government are not reported; however, credit quality ratings are reported for obligations of U.S. government agencies that are not explicitly guaranteed by the U.S. government.

Interest Rate Risk

Interest rate risk is the risk that changes in the market rate of interest will adversely affect the value of an investment.

Colorado Community College System

Notes to Financial Statements

June 30, 2021 and 2020

Note 7: Accounts Receivable, Accounts Payable and Accrued Liabilities

Accounts receivable at June 30, 2021 and 2020 were as follows:

	2021		
	Gross Receivables	Allowance for Uncollectible Accounts	Net Receivables
Student accounts receivable	\$ 56,471,487	\$ (28,701,567)	\$ 27,769,920
Due from other governments	55,371,744	-	55,371,744
Other receivables	3,043,556	(279,505)	2,764,051
Total receivables	\$ 114,886,787	\$ (28,981,072)	\$ 85,905,715
	Restated 2020		
	Gross Receivables	Allowance for Uncollectible Accounts	Net Receivables
Student accounts receivable	\$ 66,038,243	\$ (32,080,508)	\$ 33,957,735
Due from other governments	28,733,756	-	28,733,756
Other receivables	5,362,348	(260,067)	5,102,281
Total receivables	\$ 100,134,347	\$ (32,340,575)	\$ 67,793,772

Accounts payable and accrued liabilities at June 30, 2021 and 2020 was as follows:

	2021	2020
Amounts owed to vendors	\$ 10,973,416	\$ 18,069,216
Salaries and benefits payable	16,657,914	17,056,989
Accrued interest payable	669,112	773,342
Other payables	8,402,308	6,866,871
Total accounts payable and accrued liabilities	\$ 36,702,750	\$ 42,766,418

Colorado Community College System

Notes to Financial Statements

June 30, 2021 and 2020

Note 8: Capital Assets

The following tables present changes in capital assets and accumulated depreciation for the years ended June 30, 2021 and 2020. Adjustments reflect one-time adjustments to properly classify buildings and improvements, leasehold improvements and equipment. Adjustments to construction in progress reflect projects not deemed capitalizable.

	Balance, June 30, 2020	Additions	Deletions	Transfers	Adjustments	Balance June 30, 2021
Nondepreciable capital assets						
Land and land improvements	\$ 34,957,335	\$ -	\$ -	\$ -	\$ -	\$ 34,957,335
Construction in progress	60,014,670	22,915,585	-	(64,681,805)	(75,486)	18,172,964
Collections	980,007	-	-	-	-	980,007
Total nondepreciable capital assets	95,952,012	22,915,585	-	(64,681,805)	(75,486)	54,110,306
Depreciable capital assets						
Land improvements	28,814,397	-	-	295,593	-	29,109,990
Buildings and improvements	791,208,272	8,500	-	61,735,436	(555,434)	852,396,774
Leasehold improvements	32,874,996	-	-	2,650,776	-	35,525,772
Equipment and software	115,859,062	5,515,424	(2,564,282)	-	(86,853)	118,723,351
Library materials	2,076,753	203,329	(356,125)	-	-	1,923,957
Total depreciable capital assets	970,833,480	5,727,253	(2,920,407)	64,681,805	(642,287)	1,037,679,844
Less accumulated depreciation						
Land improvements	17,033,077	1,107,160	-	-	-	18,140,237
Buildings and improvements	436,334,093	31,492,589	-	-	26,572	467,853,254
Leasehold improvements	18,132,862	1,831,726	-	-	-	19,964,588
Equipment and software	89,067,308	8,696,002	(2,244,195)	-	(1,002)	95,518,113
Library materials	1,133,729	284,695	(356,125)	-	-	1,062,299
Total accumulated depreciation	561,701,069	43,412,172	(2,600,320)	-	25,570	602,538,491
Net depreciable capital assets	409,132,411	(37,684,919)	(320,087)	64,681,805	(667,857)	435,141,353
Total capital assets, net	\$ 505,084,423	\$ (14,769,334)	\$ (320,087)	\$ -	\$ (743,343)	\$ 489,251,659

Colorado Community College System
Notes to Financial Statements
June 30, 2021 and 2020

	Balance, June 30, 2019	Additions	Deletions	Transfers	Adjustments	Balance June 30, 2020
Nondepreciable capital assets						
Land and land improvements	\$ 34,957,335	\$ -	\$ -	\$ -	\$ -	\$ 34,957,335
Construction in progress	26,187,911	54,451,376	-	(20,578,952)	(45,665)	60,014,670
Collections	980,007	-	-	-	-	980,007
Total nondepreciable capital assets	62,125,253	54,451,376	-	(20,578,952)	(45,665)	95,952,012
Depreciable capital assets						
Land improvements	28,366,597	-	-	443,996	3,804	28,814,397
Buildings and improvements	772,034,028	375,086	-	18,651,430	147,728	791,208,272
Leasehold improvements	31,391,470	-	-	1,483,526	-	32,874,996
Equipment and software	109,496,220	7,766,946	(1,217,814)	-	(186,290)	115,859,062
Library materials	2,174,864	240,215	(338,326)	-	-	2,076,753
Total depreciable capital assets	943,463,179	8,382,247	(1,556,140)	20,578,952	(34,758)	970,833,480
Less accumulated depreciation						
Land improvements	15,884,467	1,148,610	-	-	-	17,033,077
Buildings and improvements	405,392,335	30,860,951	-	-	80,807	436,334,093
Leasehold improvements	16,305,446	1,827,416	-	-	-	18,132,862
Equipment and software	81,079,823	9,269,406	(1,217,438)	-	(64,483)	89,067,308
Library materials	1,170,040	302,015	(338,326)	-	-	1,133,729
Total accumulated depreciation	519,832,111	43,408,398	(1,555,764)	-	16,324	561,701,069
Net depreciable capital assets	423,631,068	(35,026,151)	(376)	20,578,952	(51,082)	409,132,411
Total capital assets, net	\$ 485,756,321	\$ 19,425,225	\$ (376)	\$ -	\$ (96,747)	\$ 505,084,423

Note 9: Long-term Liabilities

The following tables present changes in long-term liabilities at June 30, 2021 and 2020:

	Balance June 30, 2020	Additions	Reductions	Balance June 30, 2021	Current Portion
Bonds payable	\$ 113,062,691	\$ -	\$ (12,295,721)	\$ 100,766,970	\$ 3,725,000
Notes and capital leases payable	7,588,469	5,456,678	(1,013,544)	12,031,603	1,168,646
Other long-term liabilities	1,203,434	752,334	(837,798)	1,117,970	223,762
Compensated absences liability	25,958,601	26,637,684	(23,837,682)	28,758,603	2,753,387

	Balance June 30, 2019	Additions	Reductions	Balance June 30, 2020	Current Portion
Bonds payable	\$ 116,443,754	\$ 30,188,230	\$ (33,569,293)	\$ 113,062,691	\$ 3,555,000
Notes and capital leases payable	8,669,314	40,883	(1,121,728)	7,588,469	1,158,010
Other long-term liabilities	1,382,795	289,926	(469,287)	1,203,434	251,470
Compensated absences liability	23,697,162	25,586,772	(23,325,333)	25,958,601	2,790,121

Colorado Community College System

Notes to Financial Statements

June 30, 2021 and 2020

Note 10: Bonds Payable

Systemwide Revenue Bonds

The State's Department of Higher Education, through the SBCCOE, issued revenue bonds in 2010, 2012, 2013, 2016, 2017 and 2019 known as Systemwide Revenue Bonds. Bond proceeds were used to benefit facilities at the individual colleges, as noted below:

Series 2010 Bonds

The Series 2010A Systemwide Revenue Refunding Bonds for \$7,335,000 were issued on March 10, 2010. Interest is payable semiannually on May 1 and November 1. The principal of the Series 2010A issue was used to current refund the remaining outstanding balances of the following:

Series 1997 bonds for Community College of Aurora, Northeastern Junior College, and Trinidad State Junior College	\$ 2,770,000
Series 1998 bonds for Morgan Community College and Northeastern Junior College	905,000
Series 1999 bonds for Pueblo Community College and Red Rocks Community College	<u>3,565,000</u>
	<u><u>\$ 7,240,000</u></u>

The principal of the Series 2010A issue was distributed between the colleges as follows:

Community College of Aurora	\$ 761,893
Morgan Community College	334,400
Northeastern Junior College	2,092,944
Pueblo Community College	1,663,917
Red Rocks Community College	1,940,311
Trinidad State Junior College	<u>541,535</u>
	<u><u>\$ 7,335,000</u></u>

The Series 2010A bonds were paid in full on November 1, 2019.

The Series 2010B-2 Taxable Systemwide Revenue Bonds for \$9,665,000 were issued on March 10, 2010. Interest is payable semiannually on May 1 and November 1. The Series 2010B-2 bonds were issued as "Build America Bonds" for purposes of the American Recovery and Reinvestment Act of 2009 signed into law on February 17, 2009 (the Recovery Act). Pursuant to the Recovery Act, SBCCOE expects to receive a cash subsidy payment from the U.S. Treasury (referred to herein as the Federal Direct Payments) equal to 35.0% of the interest payable on the Series 2010B-2 bonds on or about each interest payment date. The cash payment does not constitute a full faith and credit guarantee of the U.S. government, but is required to be paid by the Treasury under the Recovery Act. Any Federal Direct Payments received by the Board are to be deposited into the Debt Service Fund and applied to the payment of principal and interest on the Series 2010B-2 bonds. Final maturity of the bonds is November 1, 2041. The principal of the Series 2010B-2 issue was distributed between the colleges as follows:

Colorado Community College System

Notes to Financial Statements

June 30, 2021 and 2020

Colorado Northwestern Community College	\$ 4,585,000
Northeastern Junior College	<u>5,080,000</u>
	<u>\$ 9,665,000</u>

The proceeds from the 2010B-2 bonds were used to finance construction, improvement, and equipping of 78,000 square feet of the Craig Campus Academic Building at CNCC, 14,000 square feet of the Craig Career and Technical Center at CNCC, and a new student residence hall for the housing of students at NJC. The remaining portion of these bonds was crossover refunded November 1, 2020 with proceeds of the Series 2017B bonds revocable escrow funds.

The Series 2010B-2 bonds qualified for the State of Colorado Intercept Program (the State Intercept Program). Pursuant to the State Intercept Program, the Treasurer shall pay the principal and interest on the Series 2010 bonds if the Board does not make such payments when they are due.

The Series 2010D Taxable Systemwide Revenue Bonds for \$31,455,000 were issued on October 13, 2010. Interest is payable semiannually on May 1 and November 1. The Series 2010D bonds were issued as "Build America Bonds." Final maturity of the bonds is November 1, 2039. The principal of the Series 2010D issue was distributed between the colleges as follows:

Community College of Denver	\$ 19,970,000
Pueblo Community College	<u>11,485,000</u>
	<u>\$ 31,455,000</u>

The proceeds from the 2010D bonds were used to finance construction, improvement, and equipping of the Student Learning and Success Building at CCD, the Student Center at PCC, and the Learning Resource Center at PCC.

The Board has adopted a resolution stating that it will not participate in the State Intercept Program for the 2010D bonds.

The Series 2010D Taxable bonds were partially advance refunded by the 2019A Series on October 10, 2019. The remaining balance was paid in full on November 1, 2019.

Series 2012 Bonds

The Series 2012A Systemwide Revenue Refunding Bonds for \$11,495,000 were issued on January 25, 2012. Interest is payable semiannually on May 1 and November 1. Final maturity of the bonds is November 1, 2032. The principal of the Series 2012A issue was used to current refund the Colorado Educational and Cultural Facilities Authority Lease Revenue Bonds (Community Colleges of Colorado System Headquarters Project), Series 2001 (the Series 2001 bonds), and the Colorado Educational and Cultural Facilities Authority, Community Colleges of Colorado, Lease Revenue Bonds (Pikes Peak Community College Project), Series 2001A (the Series 2001A bonds) and advance refund the Colorado Educational and Cultural Facilities Authority, Community Colleges of Colorado, Lease Revenue Bonds (Arapahoe Community

Colorado Community College System

Notes to Financial Statements

June 30, 2021 and 2020

College Project), Series 2002 (the Series 2002 bonds), and together with the Series 2001 bonds and Series 2001A bonds (the Refunded Bonds) held by the Colorado Community College System Foundation (the Foundation) which replaced capital leases between the Foundation and the System Office, Pikes Peak Community College, and Arapahoe Community College, respectively, as follows:

Series 2001 bonds for Colorado Community College System	\$ 5,865,000
Series 2001A bonds for Pikes Peak Community College	3,615,000
Series 2002 bonds for Arapahoe Community College	<u>2,065,000</u>
	<u>\$ 11,545,000</u>

The principal of the Series 2012A issue was distributed between the colleges as follows:

Arapahoe Community College	\$ 2,135,000
Community College System	5,825,000
Pikes Peak Community College	<u>3,535,000</u>
	<u>\$ 11,495,000</u>

The Board has adopted a resolution stating that it will not participate in the State Intercept Program for the 2012A bonds.

Series 2013 Bonds

The Series 2013 Systemwide Revenue Bonds for \$21,025,000 were issued on July 10, 2013. Interest is payable semiannually on May 1 and November 1. Final maturity of the bonds is November 1, 2034. The principal of the Series 2013 issue is being used to finance the construction, improvement, equipping, renovation, expansion, and upgrade of various campus facilities for the FRCC Larimer campus and the FRCC Westminster campus.

The Board has adopted a resolution stating that it will not participate in the State Intercept Program for the 2013 bonds.

Series 2016 Bonds

The Series 2016 Systemwide Revenue Bonds for \$18,340,000 were issued on February 24, 2016. Interest is payable semiannually on May 1 and November 1. Final maturity of the bonds is November 1, 2046. A portion of the principal of the Series 2016 issue was used to current refund the remaining outstanding balances of the Series 2003 Systemwide Revenue Refunding Bonds of \$3,060,000.

The principal of the Series 2016 issue was distributed between the colleges as follows:

Red Rocks Community College	\$ 15,415,000
Pikes Peak Community College	<u>2,925,000</u>
	<u>\$ 18,340,000</u>

Colorado Community College System
Notes to Financial Statements
June 30, 2021 and 2020

The Board has adopted a resolution stating that it will participate in the State Intercept Program for the 2016 bonds.

The remaining proceeds of these funds were used to construct and equip a new student recreation center on the Lakewood campus of RRCC.

Series 2017 Bonds

The Series 2017A Systemwide Revenue Refunding and Improvement Bonds for \$34,850,000 were issued on December 28, 2017. Interest is payable semiannually on May 1 and November 1. Final maturity of the bonds is November 1, 2047. A portion of the 2017A principal was used to advance refund a portion of the Series 2013 bonds for Front Range Community College. The funds were placed into an irrevocable escrow fund for the future debt service payments on the previous series bonds. The principal of the 2017A issue was distributed between the colleges as follows:

Arapahoe Community College	\$	21,065,000
Front Range Community College		13,785,000
		\$ 34,850,000

The principal of the Series 2017A was used to construct and equip new academic facilities at the ACC Castle Rock Collaboration Campus.

The Board has adopted a resolution statement that it will not participate in the State Intercept Program for the 2017A bonds.

The 2017B Systemwide Revenue Refunding Bonds were issued on December 28, 2017. Interest is payable semiannually on May 1 and November 1. Final maturity of the bonds is November 1, 2041. The proceeds were placed into revocable escrows which advance refunded on a crossover basis the remaining portion of the 2010B-2 Taxable Systemwide Revenue Bonds on November 1, 2020. The principal of the 2017B issue was distributed to the colleges as follows:

Colorado Northwestern Community College	\$	3,870,000
Northeastern Junior College		4,325,000
		\$ 8,195,000

The Board has adopted a resolution stating that it will participate in the State Intercept Program for the 2017B bonds. Pursuant to the State Intercept Program, the Treasurer shall pay the principal and interest on the Series 2017B bonds if the Board does not make such payments when they are due.

Series 2019 Bonds

The Series 2019A Systemwide Revenue Refunding Bonds for \$25,150,000 were issued on October 10, 2019. Interest is payable semiannually on May 1 and November 1. Final maturity of the bonds is November 1, 2039. The principal of the Series 2019A issue was used to advance refund a portion of the State of Colorado, Department of Education, by the State Board for Community Colleges and Occupational Education Taxable Systemwide Revenue Bonds

Colorado Community College System
Notes to Financial Statements
June 30, 2021 and 2020

(Community College of Denver Project and Pueblo Community College Projects) (Build America Bonds – Direct Payment to the Board), Series 2010D and pay costs of issuance, as follows:

Community College of Denver	\$	18,100,000
Pueblo Community College		<u>10,725,000</u>
		<u>\$ 28,825,000</u>

The principal of the 2019A issue was distributed between the Community College of Denver and Pueblo Community College, respectively, as follows:

Community College of Denver	\$	15,555,000
Pueblo Community College		<u>9,595,000</u>
		<u>\$ 25,150,000</u>

The net present value of savings was approximately \$2.1 million. A deferred outflow of \$1.1 million was recognized in fiscal year 2020 related to a portion of the Series 2010D debt.

The Board has adopted a resolution stating that it will not participate in the State Intercept Program for the 2019A bonds.

The System advanced refunded a portion of the System’s Series 2013 bonds and a portion of the Series 2010D bonds. The defeased bonds are not considered a liability of the System. As of June 30, 2021 \$40,930,000 of refunded Series 2010B-2, Series 2013, and Series 2010D are considered legally defeased. As of June 30, 2020, \$42,290,000 of refunded Series 2013 bonds and Series 2010D bonds are considered legally defeased.

Security

The bonds are special obligations of CCCS payable from certain net pledged revenues as defined in the bond indentures. The Series 2019, 2017, 2016, 2013, 2012 and 2010 bonds are payable solely out of and secured by an irrevocable pledge of 10.0% of tuition and fee revenues, net of scholarship allowances. The debt was used to refund debt, finance the construction, improvement, equipping, renovation, expansion, and upgrade of various campus facilities for the ACC, CCD, CNCC, FRCC, NJC, PCC, PPCC and RRCC colleges. Principal and interest paid were \$15,693,731 and \$38,096,696 for fiscal years 2021 and 2020, respectively. The pledge expires upon the extinguishment of the debt with the final debt payment on November 1, 2047.

Total net pledged revenue for bonds was \$23,771,739 and \$31,188,525 for fiscal years 2021 and 2020, respectively. These amounts primarily consisted of \$23,280,022 and \$30,223,342 student tuition and fees, net of scholarship allowance for fiscal years 2021 and 2020, respectively. The remaining pledged revenue represents the capital fees and federal direct payments received on the “Build America Bonds” which the Board had pledged to pay the Series 2010B-2 bonds.

Colorado Community College System

Notes to Financial Statements

June 30, 2021 and 2020

Minimum Bond Reserve Requirement

Pursuant to the bond indentures, the System must fund a minimum bond reserve equal at any time to the average annual principal and interest requirements. The reserve fund, or a Qualified Surety Bond, shall equal the minimum bond reserve. All systemwide bond issues currently have surety bonds to guarantee the reserve requirement. Management believes the purchase of a surety bond is in compliance with the bond resolution and guarantees the minimum bond reserve requirement for all issues.

Mandatory Sinking Fund Redemption

Each bond issue is subject to mandatory sinking fund redemptions by lot, on the dates and in principal amounts as specified in each bond resolution, at a redemption price equal to the principal amount thereof, plus accrued interest to the redemption date. The principal amounts vary by issue.

Bond Accounting

The bond accounts are maintained by each of the participating colleges for their portion of the bonds. The individual college accounts are included in the systemwide financial statements.

Long-term Bond Principal Maturities

Bond principal payments to be made during fiscal years 2022 through 2026 are enumerated in the following table:

Bond Issue	Principal Maturing in Next Five Years by Year				
	FY22	FY23	FY24	FY25	FY26
Series 2012A					
Arapahoe Community College	\$ 95,000	\$ 100,000	\$ 105,000	\$ 105,000	\$ 110,000
Colorado Community College System	280,000	285,000	295,000	305,000	315,000
Pikes Peak Community College	225,000	235,000	235,000	245,000	255,000
Series 2013					
Front Range Community College	875,000	915,000	955,000	-	-
Series 2016					
Pikes Peak Community College	205,000	210,000	215,000	225,000	235,000
Red Rocks Community College	345,000	355,000	365,000	375,000	390,000
Series 2017A					
Arapahoe Community College	290,000	315,000	335,000	345,000	365,000
Front Range Community College	35,000	40,000	40,000	1,045,000	1,080,000
Series 2017B					
Colorado Northwestern Community College	130,000	135,000	135,000	140,000	145,000
Northeastern Junior College	135,000	135,000	140,000	150,000	150,000
Series 2019A					
Community College of Denver	775,000	815,000	860,000	895,000	915,000
Pueblo Community College	335,000	345,000	360,000	390,000	395,000
Total revenue bonds payable	3,725,000	3,885,000	4,040,000	4,220,000	4,355,000
Interest	3,668,513	3,517,688	3,354,250	3,212,100	3,073,800
Total annual debt service	<u>\$ 7,393,513</u>	<u>\$ 7,402,688</u>	<u>\$ 7,394,250</u>	<u>\$ 7,432,100</u>	<u>\$ 7,428,800</u>

Colorado Community College System
Notes to Financial Statements
June 30, 2021 and 2020

Bond debt service payments after fiscal year 2026 to maturity are as follows:

Fiscal Years	Principal	Interest	Total
2027-2031	\$ 23,505,000	\$ 12,337,465	\$ 35,842,465
2032-2036	21,780,000	7,077,201	28,857,201
2037-2041	12,500,000	3,943,419	16,443,419
2042-2046	9,400,000	1,909,310	11,309,310
2047-2051	<u>3,470,000</u>	<u>156,937</u>	<u>3,626,937</u>
	<u>\$ 70,655,000</u>	<u>\$ 25,424,332</u>	<u>\$ 96,079,332</u>

Remaining debt service by bond issuance is as follows:

	Revenue Bonds		Maximum Annual Principal	Callable	Call Premium	Final Payment
	Outstanding*, June 30, 2021	Interest Rate				
State Board for Community Colleges and Occupational Education Systemwide Revenue Bonds						
Series 2010A						
Community College of Aurora		2.00% to 3.00%	\$ 86,935	No	None	11/1/2019
Morgan Community College		2.00% to 3.00%	41,803	No	None	11/1/2018
Northeastern Junior College		2.00% to 3.00%	233,038	No	None	11/1/2019
Pueblo Community College		2.00% to 2.50%	249,706	No	None	11/1/2016
Red Rocks Community College		2.00% to 3.00%	220,025	No	None	11/1/2019
Trinidad Junior College		2.00% to 2.75%	74,279	No	None	11/1/2017
Series 2010D						
Community College of Denver		3.37% to 5.35%	1,510,000	Yes (after 11/2021)	None	11/1/2034
Pueblo Community College		3.37% to 5.50%	730,000	Yes (after 11/2021)	None	11/1/2039
Series 2012A						
Arapahoe Community College	\$ 1,423,039	2.50% to 3.375%	140,000	Yes (after 11/2022)	None	11/1/2032
Colorado Community College System	3,689,152	2.50% to 3.375%	375,000	Yes (after 11/2022)	None	6/30/2032
Pikes Peak Community College	1,795,779	2.50% to 3.375%	270,000	Yes (after 11/2022)	None	6/30/2028
Series 2013						
Front Range Community College	2,910,169	3.00% to 5.00%	1,500,000	Yes (after 11/01/2023)	None	11/1/2034
Series 2016						
Pikes Peak Community College	2,083,376	3.375% to 4.125%	285,000	Yes (after 11/2026)	None	11/1/2030
Red Rocks Community College	14,097,974	1.50% to 4.00%	760,000	Yes (after 11/2026)	None	11/1/2046
Series 2017A						
Arapahoe Community College	22,094,994	2.00% to 5.00%	1,490,000	Yes (after 11/2027)	None	11/1/2034
Front Range Community College	15,422,261	2.00% to 5.25%	1,390,000	Yes (after 11/2027)	None	11/1/2047
Series 2017B						
Colorado Northwestern Community College	4,073,859	3.00% to 5.00%	275,000	Yes (after 11/2027)	None	11/1/2040
Northeastern Junior College	4,533,815	3.00% to 5.00%	290,000	Yes (after 11/2027)	None	11/1/2041
Series 2019A						
Community College of Denver	17,824,441	2.00% to 5.00%	1,415,000	Yes (after 11/2030)	None	11/1/2034
Pueblo Community College	<u>10,818,111</u>	2.00% to 5.00%	<u>625,000</u>	Yes (after 11/2030)	None	11/1/2039
	<u>\$ 100,766,970</u>					

* Bonds have related unamortized bond premium and discount of \$9,886,970

Colorado Community College System

Notes to Financial Statements

June 30, 2021 and 2020

Note 11: Notes, Leases, and State of Colorado Certificates of Participation

CCA, CCCS, CNCC, FRCC, LCC, NJC, PCC, TSJC and CCCS have recorded notes payable in conjunction with building improvements and equipment related to energy performance contracts. The interest rate on the notes payable range from 1.876% to 5.15%.

The outstanding notes payable from direct borrowings related to energy performance contracts contain provisions regarding the event of a default or unavailability of funds by CCCS. In the event of a default, the lender may accelerate and recover from CCCS any and all amounts currently due and becoming due at the end of the then current fiscal period of CCCS and take possession of equipment. This financial consequence is limited to the amount of payments still due within the current fiscal period and the value of the equipment at the time of default.

NJC has recorded capital leases for several copier machines. The interest rate on the capital leases is 5.75%. Assets under capital leases are recorded at the present value of future minimum lease payments and are amortized using the straight-line method over the shorter of the lease term or their estimated useful life. In 2021 and 2020, capitalized assets relating to these leases were approximately \$540,710 and \$262,053, with amortization expense of \$99,964 and \$52,139, respectively. Accumulated amortization was \$344,981 and \$230,500 for 2021 and 2020, respectively.

Future minimum payments under notes payable are as follows for the years ending June 30:

	Principal	Interest	Total
2022	\$ 1,137,352	\$ 294,329	\$ 1,431,681
2023	1,094,849	258,848	1,353,697
2024	1,137,499	225,864	1,363,363
2025	1,066,908	192,948	1,259,856
2026	992,213	166,006	1,158,219
2027-2031	3,849,207	483,825	4,333,032
2032-2036	2,340,730	145,266	2,485,996
2037-2041	243,229	50,493	293,722
	\$ 11,861,987	\$ 1,817,579	\$ 13,679,566

Future minimum payments under capital leases are as follows for the years ending June 30:

	Principal	Interest	Total
2022	\$ 31,294	\$ 1,068	\$ 32,362
2023	50,527	794	51,321
2024	31,849	513	32,362
2025	30,750	248	30,998
2026	25,196	67	25,263
	\$ 169,616	\$ 2,690	\$ 172,306

Colorado Community College System

Notes to Financial Statements

June 30, 2021 and 2020

On October 23, 2008, the State issued State of Colorado Higher Education Capital Construction Lease Purchase Financing Program Certificates of Participation, Series 2008, with an approximate par value of \$230,845,000 and a premium of \$1,883,800 and a discount of \$1,702,900. The certificates have interest rates ranging from 3.0% to 5.5% and mature in November 2027. Annual lease payments are made by the State and are subject to annual appropriation by the Legislature. As a result, this liability is recognized by the State and not included in CCCS' financial statements.

On September 26, 2018, the State issued State of Colorado Rural Colorado Certificates of Participation, Series 2018A with a par value of \$500,000,000 and a premium of \$47,368,567 and a discount of \$526,047. The certificates have interest rates ranging from 1.84% to 5.00% and mature in December 2037. Annual lease payments are made by the State and are subject to annual appropriation by the Legislature. As a result, this liability is recognized by the State and not included in CCCS' financial statements.

On February 17, 2021, the State issued State of Colorado Rural Colorado Certificates of Participation, Series 2020 with a par value of \$64,250,000 and a premium of \$16,799,543. The certificates have interest rates ranging from 4.00% to 5.00% and mature in September 2041. Annual lease payments are made by the State and are subject to annual appropriation by the Legislature. As a result, this liability is recognized by the State and not included in CCCS' financial statements.

The certificates are secured by the buildings or equipment acquired with the lease proceeds and any unexpended lease proceeds. The 2008 proceeds were used to finance various capital projects for the benefit of certain State supported institutions of higher education in Colorado including CNCC, FRCC, and MCC. The projects included CNCC's construction of a new 53,000 square foot academic building that houses classrooms, laboratories, offices, a learning resource center, and academic support functions, as well as expanded surface parking on the new site; FRCC's construction of a new laboratory wing and renovate existing space in the primary science building on the Larimer campus; and MCC's provided additional space and building improvements for the college's nursing, health technology, and science programs, as well as additional parking and reconfiguration of the main entrance loop. The 2018 COP proceeds were used to finance various higher education controlled maintenance and capital construction projects, including 18 controlled maintenance projects at 10 CCCS college campuses and capital construction projects at Lamar Community College, Otero Junior College, and Pueblo Community College. The CCCS portion of the proceeds totals \$17.99 million. The underlying capitalized assets are contributed to CCCS from the State and are reflected in the accompanying financial statements. The Series 2020 COP proceeds were used to finance various higher education controlled maintenance projects at 8 CCCS college campuses and the Lowry campus. The CCCS portion of the proceeds total \$8.26 million.

Colorado Community College System

Notes to Financial Statements

June 30, 2021 and 2020

CCCS also has building and equipment operating leases. Total rent expense for all operating leases for the years ended June 30, 2021 and 2020 was \$4,590,153 and \$4,739,200, respectively. Future minimum rental payments, exclusive of real estate taxes and other expenses, under operating leases are as follows:

Year Ending June 30:

2022	\$	3,929,381
2023		3,183,777
2024		2,850,564
2025		2,832,255
2026		2,859,521
2027-2031		5,946,971
2032-2036		662,932
2037-2041		535,432
2042-2046		450,432
2047-2051		195,187
		<u>23,446,452</u>
	\$	<u>23,446,452</u>

The minimum rentals are subject to adjustment based on increases in the cost of maintenance, insurance, utilities, and operating costs. The leases may be renewed for additional periods of various lengths. All leases are subject to cancellation in the event the State General Assembly does not appropriate funds for the annual lease payments.

Note 12: Other Long-term Liabilities

Other long-term liabilities consist of expired warrants that are unclaimed at year-end. The combined payment schedule is as follows for each fiscal year:

2022	\$	223,762
2023		184,888
2024		159,309
2025		257,916
2026		74,822
2027-2031		217,273
		<u>1,117,970</u>
	\$	<u>1,117,970</u>

Colorado Community College System

Notes to Financial Statements

June 30, 2021 and 2020

Note 13: Compensated Absences for Annual and Sick Leave

Employees of CCCS may accrue annual and sick leave based on length of service, subject to certain limitations regarding the amount that will be paid upon termination. The estimated total liability for compensated absences at June 30, 2021 and 2020 is \$28,758,603 and \$25,958,601, respectively.

The liability for compensated absences is expected to be funded by state appropriations or other funding sources available in future years when the liability is paid.

At June 30, 2021 and 2020, the Public Employees' Retirement Association of Colorado (PERA) estimated that 57.8% and 53.5%, respectively, of the State's employees would remain until retirement. This percentage is used to calculate the amount of compensated absence liability related to sick leave each year.

Note 14: Retirement Plan

Defined Benefit Pension Plan

Plan Description. Eligible employees of CCCS are provided with pensions through the State Division Trust Fund (SDTF)—a cost-sharing multiple-employer defined benefit pension plan administered by PERA. Plan benefits are specified in Title 24, Article 51 of the Colorado Revised Statutes (C.R.S.), administrative rules set forth at 8 C.C.R. 1502-1, and applicable provisions of the federal Internal Revenue Code. Colorado State law provisions may be amended from time to time by the Colorado General Assembly. PERA issues a publicly available comprehensive annual financial report (Annual Report) that can be obtained at www.copera.org/investments/pera-financial-reports.

Prior to legislation passed during the 2006 session, higher education employees had the option to participate in social security, PERA's defined benefit plan, or the institution's optional retirement plan. Community college employees hired after January 1, 2010 are required to become members of PERA and must elect either PERA's defined benefit or defined contribution plan within 60 days unless they had been a PERA member within the prior 12 months. In that case, they are required to remain in the PERA plan in which they participated previously.

Virtually all CCCS' employees participate in the SDTF. The net pension liability, deferred outflows of resources and deferred inflows of resources related to pensions, pension expense, information about the fiduciary net position (FNP), and additions to/deductions from the FNP of the SDTF have been determined on the same basis as they are reported by the SDTF, using the economic resources measurement focus and accrual basis of accounting. For this purpose, benefit payments (including refunds of employee contributions) are recognized when due and payable in accordance with the benefit terms. Investments are reported at fair value.

The Colorado General Assembly passed significant pension reform through Senate Bill (SB) 18-200: *Concerning Modifications To the Public Employees' Retirement Association Hybrid Defined Benefit Plan Necessary to Eliminate with a High Probability the Unfunded Liability of the Plan Within the Next Thirty Years*. The bill was signed into law by Governor Hickenlooper on June 4, 2018.

Colorado Community College System

Notes to Financial Statements

June 30, 2021 and 2020

Benefits Provided. PERA members electing the defined contribution plan are allowed an irrevocable election between the second and fifth year to use their defined contribution account to purchase service credit and be covered under the defined benefit retirement plan. However, making this election subjects the member to the rules in effect for those hired on or after January 1, 2007, as discussed below.

PERA provides retirement, disability, and survivor benefits. Retirement benefits are determined by the amount of service credit earned and/or purchased, highest average salary, the benefit structure(s) under which the member retires, the benefit option selected at retirement, and age at retirement. Retirement eligibility is specified in tables set forth at C.R.S. § 24-51-602, 604, 1713, and 1714.

The lifetime retirement benefit for all eligible retiring employees under the PERA Benefit Structure is the greater of the:

- Highest average salary multiplied by 2.5% and then multiplied by years of service credit.
- The value of the retiring employee's member contribution account plus a 100% match on eligible amounts as of the retirement date. This amount is annualized into a monthly benefit based on life expectancy and other actuarial factors.

The service retirement benefit is limited to 100% of highest average salary and also cannot exceed the maximum benefit allowed by federal Internal Revenue Code.

Members may elect to withdraw their member contribution accounts upon termination of employment with all PERA employers; waiving rights to any lifetime retirement benefits earned. If eligible, the member may receive a match of either 50% or 100% on eligible amounts depending on when contributions were remitted to PERA, the date employment was terminated, whether five years of service credit has been obtained and the benefit structure under which contributions were made.

As of December 31, 2020, benefit recipients who elect to receive a lifetime retirement benefit are generally eligible to receive post-retirement cost-of-living adjustments, referred to as annual increases in the C.R.S., once criteria are met. Pursuant to SB 18-200, eligible benefit recipients under the PERA benefit structure who began membership before January 1, 2007, and all eligible benefit recipients of the DPS benefit structure will receive an annual increase of 1.25% unless adjusted by the automatic adjustment provision (AAP) pursuant C.R.S. § 24-51-413. Eligible benefit recipients under the PERA benefit structure who began eligible employment after January 1, 2007 will receive the lesser of an annual increase of 1.25% or the average Consumer Price Index for Urban Wage Earners and Clerical Workers for the prior calendar year, not to exceed 10% of PERA's Annual Increase Reserve (AIR) for the SDTF. The AAP may raise or lower the aforementioned annual increase by up to 0.25% based on the parameters specified in C.R.S. § 24-51-413.

Disability benefits are available for eligible employees once they reach five years of earned service credit and are determined to meet the definition of disability. The disability benefit amount is based on the lifetime retirement benefit formula(s) shown above considering a minimum 20 years of service credit, if deemed disabled.

Survivor benefits are determined by several factors, which include the amount of earned service credit, highest average salary of the deceased, the benefit structure(s) under which service credit was obtained, and the qualified survivor(s) who will receive the benefits.

Colorado Community College System

Notes to Financial Statements

June 30, 2021 and 2020

Contributions. Eligible employees and CCCS are required to contribute to the SDTF at a rate set by Colorado statute. The contribution requirements for the SDTF are established under C.R.S. § 24-51-401, et seq. and § 24-51-413. Employee contribution rates for all employees are summarized in the table below.

	Fiscal Year 2020		Fiscal Year 2021	
	CY19	CY20	CY21	CY21
	7/1/2019 to 12/31/2019	1/1/2020 to 6/30/2020	7/1/2020 to 12/31/2020	1/1/2021 to 6/30/2021
Employee contribution rate	8.75%	10.00%	10.00%	10.00%

The employer contribution requirements for all employees are summarized in the table below:

	Fiscal Year 2020		Fiscal Year 2021	
	CY19	CY20	CY21	CY21
	7/1/2019 to 12/31/2019	1/1/2020 to 6/30/2020	7/1/2020 to 12/31/2020	1/1/2021 to 6/30/2021
Employer contribution rate	10.40%	10.90%	10.90%	10.90%
Amount of Employer Contribution Apportioned to the Health Care Trust Fund as specified in C.R.S. Section 24-51-208(1)(f)	(1.02)%	(1.02)%	(1.02)%	(1.02)%
Amount Apportioned to the SDTF Amortization Equalization Disbursement (AED) as specified in C.R.S. Section 24-51-411	9.38%	9.88%	9.88%	9.88%
Supplemental Amortization Equalization Disbursement (SAED) as specified in C.R.S., Section 24-51-411	5.00%	5.00%	5.00%	5.00%
Defined Contribution Supplement as specified in C.R.S Section 24-51-415	5.00%	5.00%	5.00%	5.00%
	N/A	N/A	N/A	0.05%
Total employer contribution rate to the SDTF	19.38%	19.88%	19.88%	19.93%

Contribution rates in the above table are expressed as a percentage of salary as defined in C.R.S. § 24-51-101(42).

Colorado Community College System

Notes to Financial Statements

June 30, 2021 and 2020

As specified in C.R.S. § 24-51-413, the State is required to contribute \$225 million each year to PERA starting on July 1, 2018. A portion of the direct distribution payment is allocated to the SDTF based on the proportionate amount of annual payroll of the SDTF to the total annual payroll of the SDTF, School Division Trust Fund, Judicial Division Trust Fund, and Denver Public Schools Division Trust Fund. House Bill (HB) 20-1379 suspended the \$225 million (actual dollars) direct distribution payable on July 1, 2020 for the State's 2020-21 fiscal year. As a result of SB18-200, the State of Colorado contributed to PERA \$6,841,215 on behalf of CCCS on July 1, 2019. This contribution is considered an employer contribution for Statement No. 68 reporting purposes.

Employer contributions are recognized by the SDTF in the period in which the compensation becomes payable to the member and CCCS is statutorily committed to pay the contributions to the SDTF. Employer contributions recognized by the SDTF from CCCS were \$55,279,918 and \$54,900,779 for the years ended June 30, 2021 and 2020, respectively. Total contributions recognized by SDTF for CCCS were \$55,279,918 and \$61,741,994, for the years ended June 30, 2021 and 2020, respectively.

Pension Liabilities, Pension Expense, Deferred Outflows of Resources and Deferred Inflows of Resources Related to Pensions

At June 30, 2021 and 2020, CCCS reported a liability of \$814.8 million and \$861.2 million, respectively, for its proportionate share of the net pension liability. The net pension liability was measured as of December 31, 2020 and 2019, respectively, and the total pension liability used to calculate the net pension liability was determined by an actuarial valuation as of December 31, 2019 and 2018, respectively. Standard update procedures were used to roll forward the total pension liability to December 31, 2020 and 2019. The CCCS proportion of the net pension liability was based on CCCS contributions to the SDTF for the calendar year associated with the above measurement date, relative to the total contributions of participating employers and, as applicable, the State as a nonemployee contributing entity.

Due to the aforementioned suspension of the July 1, 2020, direct distribution payment, the nonemployer contributing entity's proportion is 0%. Pursuant to C.R.S. § 24-51-414, the direct distribution payment from the State of Colorado is to recommence annually starting on July 1, 2021.

At December 31, 2020, CCCS proportion was 8.59%, which was a decrease of 0.28% from its proportion measured as of December 31, 2019. At December 31, 2019, CCCS proportion was 8.87%, which was a decrease of 0.04% from its proportion measured as of December 31, 2018.

Colorado Community College System

Notes to Financial Statements

June 30, 2021 and 2020

For the years ended June 30, 2021 and 2020, the CCCS recognized a reduction of pension expense of \$185.7 million and \$172.4 million, respectively. At June 30, 2021 and 2020, the CCCS reported deferred outflows of resources and deferred inflows of resources related to pensions from the following sources:

	2021	
	Deferred Outflows of Resources	Deferred Inflows of Resources
Difference between expected and actual experience	\$ 20,136,238	\$ -
Changes of assumptions or other inputs	55,326,975	-
Net difference between projected and actual earnings on pension plan investments	-	166,769,722
Changes in proportion	-	24,839,033
Differences between contributions recognized and proportionate share of contributions	-	224,595
Contributions subsequent to the measurement date	<u>27,531,165</u>	<u>N/A</u>
Total	<u>\$ 102,994,378</u>	<u>\$ 191,833,350</u>
	2020	
	Deferred Outflows of Resources	Deferred Inflows of Resources
Difference between expected and actual experience	\$ 32,174,934	\$ -
Changes of assumptions or other inputs	-	247,000,332
Net difference between projected and actual earnings on pension plan investments	-	92,780,206
Changes in proportion	-	3,207,361
Differences between contributions recognized and proportionate share of contributions	-	242,256
Contributions subsequent to the measurement date	<u>27,541,876</u>	<u>N/A</u>
Total	<u>\$ 59,716,810</u>	<u>\$ 343,230,155</u>

Colorado Community College System

Notes to Financial Statements

June 30, 2021 and 2020

At June 30, 2021, the System reported \$27,531,165 as deferred outflows of resources related to pensions, resulting from contributions subsequent to the measurement date that will be recognized as a reduction of the net pension liability in the year ending June 30, 2022. Other amounts reported as deferred outflows of resources and deferred inflows of resources related to pensions at the collective level at June 30, 2021 will be recognized in pension expense as follows:

Year ending June 30,		
2022	\$	(21,125,891)
2023		(12,409,042)
2024		(56,699,682)
2025		<u>(26,135,522)</u>
	\$	<u>(116,370,137)</u>

Actuarial Assumptions. The actuarial assumptions used in the December 31, 2019, valuation were based on the results of the 2016 experience analysis for the period January 1, 2012 through December 31, 2015, as well as the October 28, 2016, actuarial assumptions workshop and were adopted by PERA's Board during the November 18, 2016 Board meeting.

Based on the 2020 experience analysis, dated October 28, 2020, for the period January 1, 2016, through December 31, 2019, revised economic and demographic assumptions were adopted by PERA's Board on November 20, 2020, and were effective as of December 31, 2020. The assumptions shown below were reflected in the roll forward calculation of the total pension liability from December 31, 2019 to December 31, 2020.

Measurement Date	December 31, 2020	December 31, 2019
Actuarial cost method	Entry Age	Entry age
Price inflation	2.3 percent	2.40 percent
Real wage growth	0.7 percent	1.10 percent
Wage inflation	3.00 percent	3.50 percent
Salary increases, including wage inflation	3.30 - 10.90 percent	3.50 - 9.17 percent
Long-term investment rate of return, net of pension plan investment expenses, including price inflation	7.25 percent	7.25 percent
Discount rate	7.25 percent	7.25 percent
Post-retirement benefit increases		
PERA benefit structure hired prior to 1/1/07	1.25 percent	1.25 percent
PERA benefit structure hired after 12/31/06 ¹ (ad hoc, substantively automatic)	Financed by the Annual Increase Reserve	Financed by the Annual Increase Reserve

¹ Post-retirement benefit increases are provided by the AIR, accounted separately within each Division Trust Fund, and subject to moneys being available; therefore, liabilities related to increases for members of these benefit tiers can never exceed available assets.

Colorado Community College System

Notes to Financial Statements

June 30, 2021 and 2020

Salary scale assumptions were revised to align with revised economic assumptions and to more closely reflect actual experience.

Rates of termination/withdrawal, retirement, and disability were revised to more closely reflect actual experience.

Pre-retirement mortality assumptions for Members were based upon the PubG-2010 Employee Table with generational projection using scale MP-2019.

Post-retirement non-disabled mortality assumptions for Members were based upon the PubG-2010 Healthy Retiree Table, adjusted as follows:

- **Males:** 94% of the rates prior to age 80 and 90% of the rates for ages 80 and older, with generational projection using scale MP-2019.
- **Females:** 87% of the rates prior to age 80 and 107% of the rates for ages 80 and older, with generational projection using scale MP-2019.

Disabled mortality assumptions for Members were based upon the PubNS-2010 Disabled Retiree Table using 99% of the rates for all ages with generational projection using scale MP-2019.

The mortality tables described above are generational mortality tables on a benefit-weighted basis.

The long-term expected return on plan assets is reviewed as part of regular experience studies prepared every four to five years for PERA. Recently this assumption has been reviewed more frequently. The most recent analyses were outlined in the Experience Study report dated October 28, 2020. As a result of the November 20, 2020, PERA Board meeting, the following economic assumptions were changed, effective December 31, 2020:

- Price inflation assumption decreased from 2.40% per year to 2.30% per year.
- Real rate of investment return assumption increased from 4.85% per year, net of investment expenses to 4.95% per year, net of investment expenses.
- Wage inflation assumption decreased from 3.50% per year to 3.00% per year.

Several factors are considered in evaluating the long-term rate of return assumption, including long-term historical data, estimates inherent in current market data, and a log-normal distribution analysis in which best-estimate ranges of expected future real rates of return (expected return, net of investment expense and inflation) were developed for each major asset class. These ranges were combined to produce the long-term expected rate of return by weighting the expected future real rates of return by the target asset allocation percentages and then adding expected inflation.

Colorado Community College System

Notes to Financial Statements

June 30, 2021 and 2020

The PERA Board first adopted the 7.25% long-term expected rate of return as of November 18, 2016. Following an asset/liability study, the Board reaffirmed the assumed rate of return at the Board's November 15, 2019, meeting, to be effective January 1, 2020. As of the most recent reaffirmation of the long-term rate of return, the target asset allocation and best estimates of geometric real rates of return for each major asset class are summarized in the table as follows:

Asset Class	Target Allocation	30 Year Expected Geometric Real Rate of Return
Global Equity	54.00%	5.60%
Fixed Income	23.00%	1.30%
Private Equity	8.50%	7.10%
Real Estate	8.50%	4.40%
Alternatives ¹	6.00%	4.70%
Total	100.00%	

¹ The Opportunity Fund's name changed to Alternatives, effective January 1, 2020

In setting the long-term expected rate of return, projections employed to model future returns provide a range of expected long-term returns that, including expected inflation, ultimately support a long-term expected rate of return assumption of 7.25% for both measurement dates.

Discount Rate. The discount rate used to measure the total pension liability was 7.25% for both measurement dates. The projection of cash flows used to determine the discount rate applied the actuarial cost method and assumptions shown above. In addition, the following methods and assumptions were used in the projection of cash flows:

- Total covered payroll for the initial projection year consists of the covered payroll of the active membership present on the valuation date and the covered payroll of future plan members assumed to be hired during the year. In subsequent projection years, total covered payroll was assumed to increase annually at a rate of 3.00%.
- Employee contributions were assumed to be made at the current member contribution rate, including scheduling increases in SB 18-200. Employee contributions for future plan members were used to reduce the estimated amount of total service costs for future plan members.
- Employer contributions were assumed to be made at rates equal to the fixed statutory rates specified in law for each year, including the scheduled increases in SB 18-200. Employer contributions also include current and estimated future AED and SAED, until the actuarial value funding ratio reaches 103%, at which point the AED and SAED will each drop 0.50% every year until they are zero. Additionally, estimated employer contributions reflect reductions for the funding of the AIR and retiree health care benefits. For future plan members, employer contributions were further reduced by the estimated amount of total service costs for future plan members not financed by their member contributions.

Colorado Community College System

Notes to Financial Statements

June 30, 2021 and 2020

- As specified in law, the State, as a nonemployer contributing entity, will provide an annual direct distribution of \$225 million (actual dollars), commencing July 1, 2018, that is proportioned between the State, School, Judicial, and DPS Division Trust Funds based upon the covered payroll of each Division. The annual direct distribution ceases when all Division Trust Funds are fully funded. HB 20-1379 suspended the \$225 million (actual dollars) direct distribution payable on July 1, 2020, for the State's 2020-21 fiscal year.
- Employer contributions and the amount of total service costs for future plan members were based upon a process used by the plan to estimate future actuarially determined contributions assuming an analogous future plan member growth rate.
- The AIR balance was excluded from the initial FNP, as, per statute, AIR amounts cannot be used to pay benefits until transferred to either the retirement benefits reserve or the survivor benefits reserve, as appropriate. AIR transfers to the FNP and the subsequent AIR benefit payments were estimated and included in the projections.
- Benefit payments and contributions were assumed to be made at the middle of the year.

Based on the above assumptions and methods, the projection test indicates the SDTF's FNP was projected to be available to make all projected future benefit payments of current members. Therefore, the long-term expected rate of return of 7.25% on pension plan investments was applied to all periods of projected benefit payments to determine the total pension liability. The discount determination does not use the municipal bond index rate, and therefore, the discount rate is 7.25%. There was no change in the discount rate from the prior measurement date.

Sensitivity of the CCCS Proportionate Share of the Net Pension Liability to Changes in the Discount Rate. The following presents the proportionate share of the net pension liability calculated using the discount rate of 7.25%, as well as what the proportionate share of the net pension liability would be if it were calculated using a discount rate that is one percentage point lower (6.25%) or one percentage point higher (8.25%) than the current rate:

	June 30, 2021		
	1% Decrease 6.25%	Current Discount Rate 7.25%	1% Increase 8.25%
Proportionate share of the net pension liability	<u>\$ 1,078,016,685</u>	<u>\$ 814,809,319</u>	<u>\$ 593,810,082</u>
	June 30, 2020		
	1% Decrease 6.25%	Current Discount Rate 7.25%	1% Increase 8.25%
Proportionate share of the net pension liability	<u>\$ 1,107,860,732</u>	<u>\$ 861,163,819</u>	<u>\$ 652,397,483</u>

Pension Plan Fiduciary Net Position. Detailed information about the SDTF's FNP is available in PERA's comprehensive annual financial report, which can be obtained at www.copera.org/investments/pera-financial-reports.

Colorado Community College System

Notes to Financial Statements

June 30, 2021 and 2020

Note 15: Other Retirement Plans

Defined Contribution Retirement Plan (DC Plan)

Employees of the State of Colorado that were hired on or after January 1, 2006 and employees of certain community colleges that were hired on or after January 1, 2008 which were eligible to participate in the SDTF, a cost-sharing multiple-employer defined benefit pension plan, have the option to participate in the SDTF or the Defined Contribution Retirement Plan (PERA DC Plan). Pursuant to C.R.S. § 24-51-1501(4), the PERA DC Plan eligibility was extended to certain new classified employees at State Colleges and Universities beginning on January 1, 2019. The PERA DC Plan is an Internal Revenue Code Section 401(a) governmental profit-sharing defined contribution plan. Title 24, Article 51, Part 15 of the C.R.S., as amended, assigns the authority to establish Plan provisions to the PERA Board of Trustees. The DC Plan is also included in PERA’s comprehensive annual financial report as referred to above.

All participating employees and CCCS in the PERA DC Plan are required to contribute a percentage of the participating employees’ PERA-includable salary to the PERA DC Plan. CCCS is required to contribute a percentage of PERA-includable salary on behalf of these employees. The employee and employer contribution rates for the period 7/1/19 through 6/30/20 and 7/1/2020 through 6/30/2021, respectively, are summarized in the tables below. In addition to rate changes shown in the tables below, pursuant to C.R.S. § 24-51-401(1.7), employee contribution rates will increase 0.50% on July 1, 2021, subject to C.R.S. § 24-51-413.:

	Fiscal Year 2020		Fiscal Year 2021	
	CY19	CY20		CY21
	7/1/2019 to 12/31/2019	1/1/2020 to 6/30/2020	7/1/2020 to 12/31/2020	1/1/2021 to 6/30/2021
Employee Contribution Rate	8.75%	8.75%	10.00%	10.00%
Employer Contribution Rate	10.40%	10.15%	10.15%	10.15%

Colorado Community College System

Notes to Financial Statements

June 30, 2021 and 2020

Additionally, the State of Colorado is required to contribute AED and SAED to the SDTF as follows:

	Fiscal Year 2020		Fiscal Year 2021	
	CY19	CY20	CY21	CY21
	7/1/2019 to 12/31/2019	1/1/2020 to 6/30/2020	7/1/2020 to 12/31/2020	1/1/2021 to 6/30/2021
Amortization Equalization Disbursement (AED) as specified in C.R.S. Section 24-51-411	5.00%	5.00%	5.00%	5.00%
Supplemental Amortization Equalization Disbursement (SAED) as specified in C.R.S., Section 24-51-411	5.00%	5.00%	5.00%	5.00%
Automatic Adjustment Provision (AAP), as specified in C.R.S Section 24-51-413 ¹	N/A	N/A	0.50%	0.50%
Defined Contribution Statutory contribution as specified in C.R.S. section 24-51-1505 ¹	N/A	N/A	0.25%	0.25%
Defined Contribution Supplement as specified in C.R.S. section 4-51-415	N/A	N/A	N/A	0.05%
Total employer contribution rate to the SDTF	<u>10.00%</u>	<u>10.00%</u>	<u>10.75%</u>	<u>10.80%</u>

¹ Rates in the above table are expressed as a percentage of salary as defined in C.R.S. § 24-51-101(42).

Contribution requirements are established under Title 24, Article 51, Section 1505 of the C.R.S., as amended. Participating employees of the PERA DC Plan are immediately vested in their own contributions and investment earnings and are immediately 50% vested in the amount of employer contributions made on their behalf. For each full year of participation, vesting of employer contributions increases by 10%. Forfeitures are used to pay expenses of the PERA DC Plan in accordance with PERA Rule 16.80 as adopted by the PERA Board of Trustees in accordance with Title 24, Article 51, Section 204 of the C.R.S. As a result, forfeitures do not reduce pension expense. Employer contributions and expense recognized by the DC Plan from CCCS were \$1,942,413 and \$1,747,756 for the years ended June 30, 2021 and 2020, respectively. Participating employees in the PERA DC Plan contributed \$1,799,328 and \$1,619,617 for the years ended June 30, 2021 and 2020, respectively.

401(k) Defined Contribution Plan

Employees of CCCS that are also members of the SDTF may voluntarily contribute to the Voluntary Investment Program, an Internal Revenue Code Section 401(k) defined contribution plan administered by PERA. Title 24, Article 51, Part 14 of the C.R.S., as amended, assigns the authority to establish the Plan provisions to the PERA Board of Trustees. PERA issues a publicly available Annual Report which includes additional information on the Voluntary Investment Program. That report can be obtained at www.copera.org/investments/pera-financial-reports.

Colorado Community College System

Notes to Financial Statements

June 30, 2021 and 2020

The Voluntary Investment Program is funded by voluntary member contributions up to the maximum limits set by the Internal Revenue Service, as established under Title 24, Article 51, Section 1402 of the C.R.S., as amended. CCCS does not match contributions made by employees participating in this plan. Employees are immediately vested in their own contributions and investment earnings. At December 31, 2020 and 2019, CCCS had 605 and 655 participants, respectively, in the plan.

457 Deferred Compensation Plan

The PERA Deferred Compensation Plan (457) was established July 1, 2009, as a continuation of the State's deferred compensation plan, which was established for state and local government employees in 1981. At July 1, 2009, the State's administrative functions for the 457 plan were transferred to PERA, where all costs of administration and funding are borne by the plan participants. Contributions and earnings are tax deferred. CCCS does not match contributions made by employees participating in this plan. At December 31, 2020 and 2019, CCCS had 306 and 289 participants, respectively, in the plan. In calendar year 2020, participants were allowed to make contributions of up to 100% of their annual gross salary (reduced by their 8% PERA contribution) to a maximum of \$19,500. Participants who are age 50 and older, and contributing the maximum amount allowable were allowed to make an additional \$6,500 contribution in each of 2021 and 2020. Special 457(b) catch-up contributions allow a participant for three years prior to the normal retirement age to contribute the lesser of (1) twice the annual limit (\$39,000 in 2020), or (2) the basic annual limit plus the amount of the basic limit not used in prior years (only allowed if not using age 50 or over catch-up contributions).

Note 16: Other Postemployment Benefits – CCCS

CCCS' principal employee pension plan is PERA (Notes 14 and 15). Pursuant to SBCCOE Board Policy BP3 60 (Retirement), employees hired prior to 1989 who take early retirement under PERA regulations "shall be entitled to have the college/system continue to pay the employee's share of the group health and life insurance premium up to the amount paid for active employees until the employee reaches age 65." This is the only postretirement benefit offered to CCCS employees. This actuarially determined liability related to this plan is considered immaterial to CCCS' financial statements with only three eligible recipients as of June 30, 2021. Consequently, no provision has been made in the accompanying financial statements for this liability.

The postretirement benefits described above are funded out of annual current funds.

Colorado Community College System

Notes to Financial Statements

June 30, 2021 and 2020

Note 17: Other Postemployment Benefits – PERA Health Care Trust Fund

CCCS participates in the Health Care Trust Fund (HCTF), a cost-sharing multiple-employer defined benefit OPEB fund administered by PERA. The net OPEB liability, deferred outflows of resources and deferred inflows of resources related to OPEB, OPEB expense, information about the FNP and additions to/deductions from the fiduciary net position of the HCTF have been determined on the same basis as they are reported by the HCTF, using the economic resources measurement focus and the accrual basis of accounting. For this purpose, benefits paid on behalf of health care participants are recognized when due and/or payable in accordance with the benefit terms. Investments are reported at fair value.

General Information About the OPEB Plan

Plan Description. Eligible employees of CCCS are provided with OPEB through the HCTF—a cost-sharing multiple-employer defined benefit OPEB plan administered by PERA. The HCTF is established under Title 24, Article 51, Part 12 of the Colorado Revised Statutes (C.R.S.), as amended. Colorado State law provisions may be amended from time to time by the Colorado General Assembly. Title 24, Article 51, Part 12 of the C.R.S., as amended, sets forth a framework that grants authority to the PERA Board to contract, self-insure, and authorize disbursements necessary in order to carry out the purposes of the PERACare program, including the administration of the premium subsidies. Colorado State law provisions may be amended from time to time by the Colorado General Assembly. PERA issues a publicly available comprehensive annual financial report that can be obtained at www.copera.org/investments/pera-financial-reports.

Benefits Provided. The HCTF provides a health care premium subsidy to eligible participating PERA benefit recipients and retirees who choose to enroll in one of the PERA health care plans, however, the subsidy is not available if only enrolled in the dental and/or vision plan(s). The health care premium subsidy is based upon the benefit structure under which the member retires and the member's years of service credit. For members who retire having service credit with employers in the Denver Public Schools (DPS) Division and one or more of the other four Divisions (State, School, Local Government and Judicial), the premium subsidy is allocated between the HCTF and the Denver Public Schools Health Care Trust Fund (DPS HCTF). The basis for the amount of the premium subsidy funded by each trust fund is the percentage of the member contribution account balance from each division as it relates to the total member contribution account balance from which the retirement benefit is paid.

C.R.S. § 24-51-1202 et seq. specifies the eligibility for enrollment in the health care plans offered by PERA and the amount of the premium subsidy. The law governing a benefit recipient's eligibility for the subsidy and the amount of the subsidy differs slightly depending under which benefit structure the benefits are calculated. All benefit recipients under the PERA benefit structure are eligible for a premium subsidy, if enrolled in a health care plan under PERACare.

Enrollment in the PERACare is voluntary and is available to benefit recipients and their eligible dependents, certain surviving spouses, and divorced spouses and guardians, among others. Eligible benefit recipients may enroll into the program upon retirement, upon the occurrence of certain life events, or on an annual basis during an open enrollment period.

Colorado Community College System

Notes to Financial Statements

June 30, 2021 and 2020

PERA Benefit Structure. The maximum service-based premium subsidy is \$230 per month for benefit recipients who are under 65 years of age and who are not entitled to Medicare; the maximum service-based subsidy is \$115 per month for benefit recipients who are 65 years of age or older or who are under 65 years of age and entitled to Medicare. The basis for the maximum service-based subsidy, in each case, is for benefit recipients with retirement benefits based on 20 or more years of service credit. There is a 5% reduction in the subsidy for each year less than 20. The benefit recipient pays the remaining portion of the premium to the extent the subsidy does not cover the entire amount.

For benefit recipients who have not participated in Social Security and who are not otherwise eligible for premium-free Medicare Part A for hospital-related services, C.R.S. § 24-51-1206(4) provides an additional subsidy. According to the statute, PERA cannot charge premiums to benefit recipients without Medicare Part A that are greater than premiums charged to benefit recipients with Part A for the same plan option, coverage level, and service credit. Currently, for each individual PERACare enrollee, the total premium for Medicare coverage is determined assuming plan participants have both Medicare Part A and Part B and the difference in premium cost is paid by the HCTF on behalf of benefit recipients not covered by Medicare Part A.

Contributions. Pursuant to Title 24, Article 51, Section 208(1)(f) of the C.R.S., as amended, certain contributions are apportioned to the HCTF. PERA-affiliated employers of the State, School, Local Government, and Judicial Divisions are required to contribute at a rate of 1.02% of PERA-includable salary into the HCTF.

Employer contributions are recognized by the HCTF in the period in which the compensation becomes payable to the member and CCCS is statutorily committed to pay the contributions. Employer contributions recognized by the HCTF from CCCS were \$2,734,209 and \$2,821,326 for the years ended June 30, 2021 and 2020, respectively.

OPEB Liabilities, OPEB Expense, Deferred Outflows of Resources and Deferred Inflows of Resources Related to OPEB

At June 30, 2021 and 2020, CCCS reported a liability of \$27.9 million and \$34.0 million, respectively, for its proportionate share of the net OPEB liability. The net OPEB liability for the HCTF was measured as of December 31, 2020 and 2019, and the total OPEB liability used to calculate the net OPEB liability was determined by an actuarial valuation as of December 31, 2019 and 2018, respectively. Standard update procedures were used to roll-forward the total OPEB liability to December 31, 2020 and 2019. CCCS' proportion of the net OPEB liability was based on CCCS' contributions to the HCTF for the calendar year associated with the above measurement dates, relative to the total contributions of participating employers to the HCTF.

At December 31, 2020, CCCS' proportion was 2.94%, which was a decrease of 0.08% from its proportion measured as of December 31, 2019. At December 31, 2019, CCCS' proportion was 3.02%, which was a decrease of 0.08% from its proportion measured as of December 31, 2018.

Colorado Community College System

Notes to Financial Statements

June 30, 2021 and 2020

For the years ended June 30, 2021 and 2020, CCCS recognized OPEB expense of \$1,359,471 and \$1,843,190, respectively. At June 30, 2021 and 2020, CCCS reported deferred outflows of resources and deferred inflows of resources related to OPEB from the following sources:

	2021	
	Deferred Outflows of Resources	Deferred Inflows of Resources
Difference between expected and actual experience	\$ 74,162	\$ 6,143,038
Changes of assumptions or other inputs	208,782	1,713,393
Net difference between projected and actual earnings on OPEB plan investments	-	1,141,743
Changes in proportion	-	1,862,266
Differences between contributions recognized and proportionate share of contributions	6,500	19,285
Contributions subsequent to the measurement date	1,359,471	N/A
	<u>\$ 1,648,915</u>	<u>\$ 10,879,725</u>
Total		
	2020	
	Deferred Outflows of Resources	Deferred Inflows of Resources
Difference between expected and actual experience	\$ 112,725	\$ 5,707,947
Changes of assumptions or other inputs	281,812	-
Net difference between projected and actual earnings on OPEB plan investments	-	566,978
Changes in proportion	-	1,242,373
Differences between contributions recognized and proportionate share of contributions	8,640	16,673
Contributions subsequent to the measurement date	1,398,946	N/A
	<u>\$ 1,802,123</u>	<u>\$ 7,533,971</u>
Total		

Colorado Community College System

Notes to Financial Statements

June 30, 2021 and 2020

At June 30, 2021, the System reported \$1,359,471 as deferred outflows of resources related to OPEB, resulting from contributions subsequent to the measurement date, that will be recognized as a reduction of the net OPEB liability in the year ended June 30, 2022. Other amounts reported as deferred outflows of resources and deferred inflows of resources related to OPEB at June 30, 2021 will be recognized in OPEB expense as follows:

Year ending June 30,	
2022	\$ (2,493,621)
2023	(2,333,889)
2024	(2,491,249)
2025	(2,286,533)
2026	(926,019)
Thereafter	<u>(58,970)</u>
	<u>\$ (10,590,281)</u>

Actuarial Assumptions. The total OPEB liability in the actuarial valuations for each measurement period were determined using the following actuarial cost method, actuarial assumptions and other inputs:

Measurement Date	December 31, 2020	December 31, 2019
Actuarial cost method	Entry age	Entry age
Price inflation	2.40 percent	2.40 percent
Real wage growth	1.10 percent	1.10 percent
Wage inflation	3.50 percent	3.50 percent
Salary increases, including wage inflation	3.50 percent in aggregate	3.50 percent in aggregate
Long-term investment rate of return, net of pension plan investment expenses, including price inflation	7.25 percent	7.25 percent
Discount rate	7.25 percent	7.25 percent
Health care cost trend rates		
PERA benefit structure:		
Service-based premium subsidy	0.00 percent	0.00 percent
PERACare Medicare plans	8.10 percent in 2020 gradually lowered to 4.50 percent in 2029	5.60 percent in 2019 gradually lowered to 4.50 percent in 2029
Medicare Part A premiums	3.50 percent for 2020, gradually raised to 4.50 percent in 2029	3.50 percent for 2019, gradually raised to 4.50 percent in 2029

Calculations are based on the benefits provided under the terms of the substantive plan in effect at the time of each actuarial valuation and on the pattern of sharing of costs between employers of each fund to that point.

In determining the additional liability for PERACare enrollees who are age 65 or older and who are not eligible for premium-free Medicare Part A, in the December 31, 2019 valuation, the following costs/premiums (actual dollars) are assumed for 2020 for the PERA Benefit Structure, respectively:

Colorado Community College System

Notes to Financial Statements

June 30, 2021 and 2020

Medicare Plan	December 31, 2020		
	Monthly Cost for Members Without Medicare Part A	Monthly Premiums for Members Without Medicare Part A	Monthly Cost Adjusted to Age 65
Medicare Advantage/Self-Insured Prescription	\$588	\$227	\$550
Kaiser Permanente Medicare Advantage HMO	\$621	\$232	\$586

Medicare Plan	December 31, 2019		
	Monthly Cost for Members Without Medicare Part A	Monthly Premiums for Members Without Medicare Part A	Monthly Cost Adjusted to Age 65
Medicare Advantage/Self-Insured Prescription	\$601	\$240	\$562
Kaiser Permanente Medicare Advantage HMO	\$605	\$237	\$571

The 2020 and 2019 Medicare Part A premium is \$458 and \$437 per month, respectively.

All costs are subject to the health care cost trend rates, as discussed below.

Health care cost trend rates reflect the change in per capita health costs over time due to factors such as medical inflation, utilization, plan design, and technology improvements. For the PERA benefit structure, health care cost trend rates are needed to project the future costs associated with providing benefits to those PERACare enrollees not eligible for premium-free Medicare Part A.

Health care cost trend rates for the PERA benefit structure are based on published annual health care inflation surveys in conjunction with actual plan experience (if credible), building block models and industry standards developed by health plan actuaries and administrators, and projected trends for the Federal Hospital Insurance Trust Fund (Medicare Part A premiums) provided by the Centers for Medicare & Medicaid Services are referenced in the development of these rates. Effective December 31, 2019, the health care cost trend rates for Medicare Part A premiums were revised to reflect the current expectation of future increases in rates of inflation applicable to Medicare Part A premiums.

The PERA benefit structure health care cost trend rates that were used to measure the total OPEB liability are summarized in the table below:

Year Ending June 30,	PERACare Medicare Plans	Medicare Part A Premiums
2020	8.10%	3.50%
2021	6.40%	3.75%
2022	6.00%	3.75%
2023	5.70%	3.75%
2024	5.50%	4.00%
2025	5.30%	4.00%
2026	5.10%	4.00%
2027	4.90%	4.25%
2028	4.70%	4.25%
2029+	4.50%	4.25%

Colorado Community College System

Notes to Financial Statements

June 30, 2021 and 2020

Mortality assumptions used in the December 31, 2019 valuation for the determination of the total pension liability for each of the Division Trust Funds as shown below are applied, as applicable, in the determination of the total OPEB liability for the HCTF. Affiliated employers of the State, School, Local Government, and Judicial Divisions participate in the HCTF.

Healthy mortality assumptions for active members were based on the RP-2014 White Collar Employee Mortality Table, a table specifically developed for actively working people. To allow for an appropriate margin of improved mortality prospectively, the mortality rates incorporate a 70.0% factor applied to male rates and a 55.0% factor applied to female rates.

Post-retirement mortality assumptions for the State and Local Government Divisions were based on the RP-2014 Healthy Annuitant Mortality Table, adjusted as follows:

- **Males:** Mortality improvement projected to 2018 using the MP-2015 projection scale, a 73.0% factor applied to rates for ages less than 80, a 108.0% factor applied to rates for ages 80 and above, and further adjustments for credibility.
- **Females:** Mortality improvement projected to 2020 using the MP-2015 projection scale, a 78.0% factor applied to rates for ages less than 80, a 109.0% factor applied to rates for ages 80 and above, and further adjustments for credibility.

For disabled retirees, the mortality assumption was based on 90.0% of the RP-2014 Disabled Retiree Mortality Table.

The actuarial assumptions used in the December 31, 2019, valuation were based on the results of the 2016 experience analysis for the period January 1, 2012, through December 31, 2015, as well as the October 28, 2016, actuarial assumptions workshop and were adopted by PERA's Board during the November 18, 2016, Board meeting.

Based on the 2020 experience analysis, dated October 28, 2020 and November 4, 2020, for the period of January 1, 2016 through December 31, 2019, revised economic and demographic assumptions were adopted by PERA's Board on November 20, 2020, and were effective as of December 31, 2020. The assumptions shown below were reflected in the roll forward calculation of the total OPEB liability from December 31, 2019 to December 31, 2020.

	Trust Fund			
	State Division	School Division	Local Government Division	Judicial Division
Actuarial cost method	Entry age	Entry age	Entry age	Entry age
Price inflation	2.30%	2.30%	2.30%	2.30%
Real wage growth	0.70%	0.70%	0.70%	0.70%
Wage inflation	3.00%	3.00%	3.00%	3.00%
Salary increases, including wage				
Members other than State Troopers	3.30%-10.90%	3.40%-11.00%	3.20%-11.30%	2.80%-5.30%

The long-term rate of return, net of OPEB plan investment expenses, including price inflation and discount rate assumptions were 7.25%.

Rates of termination/withdrawal, retirement, and disability were revised to more closely reflect actual experience.

Colorado Community College System

Notes to Financial Statements

June 30, 2021 and 2020

Mortality assumptions used in the roll forward calculations for the determination of the total pension liability for each of the Division Trust Funds as shown below were applied, as applicable, in the roll forward calculation for the HCTF, using a headcount-weighted basis.

Pre-retirement mortality assumptions for the State and Local Government were based upon the PubG-2010 Employee Table with generational projection using scale MP-2019

Post-retirement non-disabled mortality assumptions for the State and Local Government Divisions were based upon the PubG-2010 Healthy Retiree Table, adjusted as follows:

- **Males:** 94% of the rates prior to age 80 and 90% of the rates for ages 80 and older, with generational projection using scale MP-2019.
- **Females:** 87% of the rates prior to age 80 and 107% of the rates for ages 80 and older, with generational projection using scale MP-2019.

Post-retirement non-disabled beneficiary mortality assumptions were based upon the Pub-2010 Contingent Survivor Table, adjusted as follows:

- **Males:** 97% of the rates for all ages, with generational projection using scale MP-2019.
- **Females:** 105% of the rates for all ages, with generational projection using scale MP-2019.

The mortality tables described above are generational mortality tables on a head-count weighted basis.

The following health care costs assumptions were updated and used in the roll forward calculation for the HCTF:

- Initial per capita health care costs for those PERACare enrollees under the PERA benefit structure who are expected to attain age 65 and older ages and are not eligible for premium-free Medicare Part A benefits were updated to reflect the change in costs for the 2020 plan year.
- The health care cost trend rates for Medicare Part A premiums were revised to reflect the then-current expectation of future increases in rates of inflation applicable to Medicare Part A premiums.

Actuarial assumptions pertaining to per capita health care costs and their related trend rates are analyzed and updated annually by the Board's actuary, as discussed above.

The long-term expected return on plan assets is reviewed as part of regular experience studies prepared every four to five years for PERA. Recently this assumption has been reviewed more frequently. The most recent analyses were outlined in the Experience Study report dated October 28, 2020. As a result of the November 20, 2020, PERA Board meeting, the following economic assumptions were changed, effective December 31, 2020:

- Price inflation assumption decreased from 2.40% per year to 2.30 % per year.
- Real rate of investment return assumption increased from 4.85% per year, net of investment expenses to 4.95% per year, net of investment expenses.
- Wage inflation assumption decreased from 3.50% per year to 3.00% per year.

Colorado Community College System

Notes to Financial Statements

June 30, 2021 and 2020

Several factors are considered in evaluating the long-term rate of return assumption for the HCTF, including long-term historical data, estimates inherent in current market data, and a log-normal distribution analysis in which best-estimate ranges of expected future real rates of return (expected return, net of investment expense and inflation) were developed for each major asset class. These ranges were combined to produce the long-term expected rate of return by weighting the expected future real rates of return by the target asset allocation percentage and then adding expected inflation.

The PERA Board first adopted the 7.25% long-term expected rate of return as of November 18, 2016. Following an asset/liability study, the Board reaffirmed the assumed rate of return at the Board's November 15, 2019 meeting, to be effective January 1, 2020. As of the most recent reaffirmation of the long-term rate of return, the target asset allocation and best estimates of geometric real rates of return for each major asset class are summarized in the table as follows:

Asset Class	Target Allocation	30 Year Expected Geometric Real Rate of Return
Global Equity	54.00%	5.60%
Fixed Income	23.00%	1.30%
Private Equity	8.50%	7.10%
Real Estate	8.50%	4.40%
Alternatives ¹	6.00%	4.70%
Total	100.00%	

¹ The Opportunity Fund's name changed to Alternatives, effective January 1, 2020.

In setting the long-term expected rate of return, projections employed to model future returns provide a range of expected long-term returns that, including expected inflation, ultimately support a long-term expected rate of return assumption of 7.25%.

Colorado Community College System

Notes to Financial Statements

June 30, 2021 and 2020

Sensitivity of CCCS Proportionate Share of the Net OPEB Liability to Changes in the Health Care Cost Trend Rates. The following presents the net OPEB liability using the current health care cost trend rates applicable to the PERA benefit structure, as well as if it were calculated using health care cost trend rates that are one percentage point lower or one percentage point higher than the current rates:

	1% Decrease in Trend Rates	Current Trend Rates	1% Increase in Trend Rates
Initial PERACare Medicare trend rate	7.10%	8.10%	9.10%
Ultimate PERACare Medicare trend rate	3.50%	4.50%	5.50%
Initial Medicare part A trend rate	2.50%	3.50%	4.50%
Ultimate Medicare Part A trend rate	3.50%	4.50%	5.50%
Net OPEB Liability (PERA)	\$ 27,220,006	\$ 27,942,214	\$ 28,782,959

Discount Rate. The discount rate used to measure the total OPEB liability was 7.25% respectively for each measurement period. The projection of cash flows used to determine the discount rate applied the actuarial cost method and assumptions shown above. In addition, the following methods and assumptions were used in the projection of cash flows:

- Updated health care cost trend rates for Medicare Part A premiums as of the measurement date.
- Total covered payroll for the initial projection year consists of the covered payroll of the active membership present on the valuation date and the covered payroll of future plan members assumed to be hired during the year. In subsequent projection years, total covered payroll was assumed to increase annually at a rate of 3.00% and 3.50% in the 2020 and 2019 measurement periods, respectively.
- Employer contributions were assumed to be made at rates equal to the fixed statutory rates specified in law and effective as of the measurement date.
- Employer contributions and the amount of total service costs for future plan members were based upon a process used by the plan to estimate future actuarially determined contributions assuming an analogous future plan member growth rate.
- Estimated transfers of dollars into the HCTF representing a portion of purchase service agreements intended to cover the costs associated with OPEB benefits.
- Benefit payments and contributions were assumed to be made in the middle of the year.

Based on the above assumptions and methods, the projection test indicates the HCTF's fiduciary net position was projected to make all projected future benefit payments of current members. Therefore, the long-term expected rate of return of 7.25% on OPEB plan investments was applied to all periods of projected benefit payments to determine the total OPEB liability. The discount rate determination does not use the municipal bond index rate, and therefore, the discount rate is 7.25%.

Colorado Community College System

Notes to Financial Statements

June 30, 2021 and 2020

Sensitivity of CCCS Proportionate Share of the Net OPEB Liability to Changes in the Discount Rate. The following presents the proportionate share of the net OPEB liability calculated using the discount rate of 7.25%, as well as what the proportionate share of the net OPEB liability would be if it were calculated using a discount rate that is one percentage point lower (6.25%) or one percentage point higher (8.25%) than the current rate:

	June 30, 2021		
	1% Decrease 6.25%	Current Discount Rate 7.25%	1% Increase 8.25%
Proportionate share of the net OPEB liability	<u>\$ 32,008,314</u>	<u>\$ 27,942,214</u>	<u>\$ 24,468,055</u>
	June 30, 2020		
	1% Decrease 6.25%	Current Discount Rate 7.25%	1% Increase 8.25%
Proportionate share of the net OPEB liability	<u>\$ 38,408,159</u>	<u>\$ 33,968,439</u>	<u>\$ 30,171,553</u>

OPEB Plan Fiduciary Net Position. Detailed information about the HCTF's fiduciary net position is available in PERA's comprehensive annual financial report which can be obtained at www.copera.org/investments/pera-financial-reports.

Note 18: Risk Financing and Insurance Related Activities

CCCS is subject to risks of loss from liability for accidents, property damage, and personal injury. These risks are managed by the State Office of Risk Management, an agency formed by statute and funded by the State Long Bill. Therefore, CCCS is not required to obtain insurance and, accordingly, neither did reduction occur in coverage nor did any settlements exceed coverage. CCCS does not retain risk of loss except for damage incurred to property belonging to the State limited to a \$5,000 deductible per incident.

The State Office of Risk Management is deemed to be a public entity risk pool; therefore, under the Governmental Immunity Act, CCCS is protected from litigation by the Doctrine of Sovereign Immunity except under circumstances whereby immunity is waived.

Colorado Community College System

Notes to Financial Statements

June 30, 2021 and 2020

Note 19: Commitments and Contingencies

The System has \$12.3 million and \$12.0 million in commitments for various capital construction and controlled maintenance projects as of June 30, 2021 and 2020, respectively.

The System is involved in various routine personnel and tort litigation. Many of the actions are being defended by counsel provided by the State's self-insurance provider, the State Office of Risk Management (the Office), and it is anticipated that the Office would pay any judgment that would be entered against the System. In management's opinion, none of these proceedings will have a material adverse effect on the System's financial condition or operations. No provision has been made in the accompanying financial statements for these items.

CCCS receives significant financial awards from federal and state agencies in the form of grants. Expenditures of funds under those programs require compliance with the grant agreements and are subject to audit. Any disallowed expenditures resulting from such audits become a liability of CCCS. In the opinion of management, such adjustments, if any, are not expected to materially affect the financial condition or operations of CCCS.

As a result of the COVID-19 pandemic, economic uncertainties have arisen which have the potential to negatively impact the future financial position, results of operations and cash flows of the System. The duration of these uncertainties and the ultimate financial effects cannot be reasonably determined at this time.

Note 20: Tax and Spending Limitations (TABOR Amendment)

Certain state revenues, such as taxes and fees, are constitutionally limited. The growth in these revenues from year to year is limited to the rate of population growth plus the rate of inflation. These limitations are applied to the State as a whole, not to each individual college, department, or agency of the State. The Colorado State Legislature establishes spending authority, within these constitutional limits, for CCCS in its annual Appropriations Long Bill.

Legislation passed in fiscal year 2004 provided higher education institutions in the State the ability to designate themselves as enterprises under the State's Constitution Article X, Section 20, commonly referred to as the Taxpayer's Bill of Rights (TABOR), if the institution met the stated qualifications. In fiscal year 2006, the System qualified as an enterprise because it is a government-owned business with legal authority to issue revenue bonds. In addition, the System was required to receive (and is expected to continue to receive) less than 10.0% (in relation to total revenues) in support from the State. In fiscal year 2021 the System received 2.6% in State support, and in fiscal year 2020, the System received 6.1%, in State support. Effective in fiscal year 2008, House Bill 08-1079 specifically excluded moneys transferred from the State Department of Education for career and technical education as state grants for the purpose of this calculation, including funding under the CVA.

Colorado Community College System

Notes to Financial Statements

June 30, 2021 and 2020

Note 21: Related-party Transactions

Approximately \$11.8 million and \$12.4 million was transferred to the colleges from the foundations for the years ended June 30, 2021 and 2020, respectively, in pursuit of providing financial support for instructional programs, facilities, equipment, student scholarship programs, and cultural activities.

Note 22: Employee Benefit Trust Fund – Private Purpose Trust Fund

The Benefit Trust provides health and welfare benefits to all employees participating in the Health and Welfare Program sponsored by the SBCCOE. For fiscal years 2021 and 2020, CCCS made contributions of excess receipts of insurance premiums to the Benefit Trust of approximately \$590,000 and \$778,000, respectively.

Note 23: Subsequent Event College Name Changes

In May 2021, Senate Bill 21-008 amended C.R.S. 2-60-205 to remove the word “Junior” from the name of Otero Junior College to Otero College, as well as Trinidad State Junior College to Trinidad State College, effective September 11, 2021.

THIS PAGE LEFT BLANK INTENTIONALLY

Required Supplementary Information

THIS PAGE LEFT BLANK INTENTIONALLY

Colorado Community College System
Schedule of Proportionate Share of Net Pension Liability (NPL)
(Unaudited)
Last Ten Fiscal Years *
(Dollars in Thousands)

June 30,	Proportion of the Net Pension Liability	Proportionate Share of the Net Pension Liability	Covered Payroll	Proportionate Share of the NPL as a Percentage of Covered Payroll	Plan Fiduciary Net Position as a Percentage of the Total Pension Liability
2021	8.5906916333%	\$ 814,809	\$ 290,223	280.75%	65.34%
2020	8.8744972485%	\$ 861,164	\$ 288,997	297.98%	62.24%
2019	8.9060724015%	\$ 1,013,393	\$ 280,192	361.68%	55.11%
2018	8.9068622559%	\$ 1,782,974	\$ 267,807	665.77%	43.20%
2017	8.9674721580%	\$ 1,647,157	\$ 261,925	628.87%	42.60%
2016	8.9937735926%	\$ 947,137	\$ 255,917	370.10%	56.10%
2015	9.1682986069%	\$ 862,417	\$ 253,165	340.65%	59.80%

Information above is presented as of the measurement date for the respective reporting periods.

* Information is not currently available for prior years, additional years will be displayed as they become available

Unaudited - see accompanying Independent Auditor's Report

Colorado Community College System
Schedule of Contributions for Net Pension Liability (NPL)
(Unaudited)
Last Ten Fiscal Years *
(Dollars in Thousands)

June 30,	Statutorily Required Contributions	Contributions Related to the Statutory Contributions	Contribution Deficiency (Excess)	Covered Payroll	Contributions as a Percentage of Covered Payroll
2021	\$ 57,315	\$ 55,280	\$ 2,035	\$ 287,581	19.22%
2020	\$ 58,729	\$ 61,742	\$ (3,013)	\$ 295,045	20.93%
2019	\$ 54,130	\$ 59,598	\$ (5,468)	\$ 282,959	21.06%
2018	\$ 52,087	\$ 50,712	\$ 1,375	\$ 272,277	18.63%
2017	\$ 49,451	\$ 48,196	\$ 1,255	\$ 264,730	18.21%
2016	\$ 46,355	\$ 44,917	\$ 1,438	\$ 260,716	17.23%
2015	\$ 42,872	\$ 41,806	\$ 1,066	\$ 253,980	16.46%

Information above is presented as of the System's fiscal year for the respective reporting periods.

* Information is not currently available for prior years, additional years will be displayed as they become available

Unaudited - see accompanying Independent Auditor's Report

Colorado Community College System
Notes to Required Supplementary Information (NPL)
June 30, 2021 and 2020

Changes in Benefit Terms and Actuarial Assumptions

Changes in assumptions or other inputs effective for the December 31, 2020 measurement period are as follow:

- The price inflation assumption was lowered from 2.40% to 2.30%.
- The real wage growth assumption was lowered from 1.10% to 0.70%
- The wage inflation assumption was lowered from 3.50% to 3.00%
- The salary increases, including wage inflation, assumption range changes from 3.50% - 9.17% to 3.30% - 10.90%.

Changes in assumptions or other inputs effective for the December 31, 2019 measurement period are as follow:

- The discount rate was increased from 4.72% to 7.25%.
- The Post-retirement benefit increase was decreased from 2.00% to 1.25%

Changes in assumptions or other inputs effective for the December 31, 2018 measurement period are as follow:

- The assumed investment rate of return of 7.25% was used as the discount rate, rather than using the blended rate of 4.72%

Changes in assumptions or other inputs effective for the December 31, 2017 measurement period are as follow:

- The discount rate was lowered from 5.26% to 4.72%.

Changes in assumptions or other inputs effective for the December 31, 2016 measurement period are as follows:

- The investment return assumption was lowered from 7.50% to 7.25%.
- The price inflation assumption was lowered from 2.80% to 2.40%.
- The real rate of investment return assumption increased from 4.70% per year, net of investment expenses, to 4.85% per year, net of investment expenses.
- The wage inflation assumption was lowered from 3.90% to 3.50%.
- The mortality tables were changed from RP-2000 Combined Mortality Table for Males and Females, as appropriate, with adjustments for mortality improvements based on a projection scale of Scale AA to 2020 to RP-2014 White Collar Employee Mortality for active employees, RP-2014 Healthy Annuitant Mortality tables projected to 2020 using the MP-2015 projection scale for retirees, or RP-2014 Disabled Retiree Mortality Table for disabled retirees.
- The discount rate was lowered from 7.50% to 5.26%.

There were no changes in terms or assumptions for the December 31, 2015 measurement period for pension compared to the prior year.

Colorado Community College System
Schedule of Proportionate Share of Other Postemployment Benefits (OPEB)
(Unaudited)
Last Ten Fiscal Years *

June 30,	Proportion of OPEB	Proportionate Share of OPEB	Covered Payroll	Proportionate Share of the OPEB as a Percentage of Covered Payroll	Plan Fiduciary Net Position as a Percentage of the Total OPEB
2021	2.9405892960%	\$ 27,942	\$ 290,223	9.63%	32.78%
2020	3.0221085353%	\$ 33,968	\$ 288,997	11.75%	24.49%
2019	3.0971306087%	\$ 42,138	\$ 264,095	15.96%	17.03%
2018	3.1237367081%	\$ 40,596	\$ 252,942	16.05%	17.53%

Information above is presented as of the measurement date for the respective reporting periods.

* Information is not currently available for prior years, additional years will be displayed as they become available
 Unaudited - see accompanying Independent Auditor's Report

Colorado Community College System
Schedule of Contributions for Other Postemployment Benefits (OPEB)
(Unaudited)
Last Ten Fiscal Years *

June 30,	Statutorily Required Contributions	Contributions Related to the Statutory Contributions	Contribution Deficiency (Excess)	Covered Payroll	Contributions as a Percentage of Covered Payroll
2021	\$ 2,933	\$ 2,734	\$ (199)	\$ 287,581	0.95%
2020	\$ 3,009	\$ 2,821	\$ (188)	\$ 295,045	0.96%
2019	\$ 2,720	\$ 2,720	\$ -	\$ 266,706	1.02%
2018	\$ 2,620	\$ 2,620	\$ -	\$ 256,849	1.02%

Information above is presented as of the System's fiscal year for the respective reporting periods.

* Information is not currently available for prior years, additional years will be displayed as they become available

Unaudited - see accompanying Independent Auditor's Report

Colorado Community College System
Notes to Required Supplementary Information (OPEB)
June 30, 2021 and 2020

Changes in Benefit Terms and Actuarial Assumptions

Changes in assumptions or other inputs effective for December 31, 2020 measurement period for OPEB compared to prior year as follows:

- Health care cost trend rate PERA benefit structure for PERACare Medicare plans increased from 5.60% to 8.10%.

Changes in assumptions or other inputs effective for December 31, 2019 measurement period for OPEB compared to prior year as follows:

- Health care cost trend rate PERA benefit structure for PERACare Medicare plans increased from 5.00% to 5.60% and for Medicare Part A premiums increased from 3.25% to 3.50%.

There were no changes in assumptions or other inputs effective for the December 31, 2018 measurement period for OPEB compared to the prior year.

There were no changes in assumptions or other inputs effective for the December 31, 2017 measurement period for OPEB compared to the prior year.

**Report on Internal Control Over Financial Reporting
and on Compliance and Other Matters Based on an
Audit of Financial Statements Performed in
Accordance with *Government Auditing Standards***

Independent Auditor's Report

The Members of the Legislative Audit Committee and
State Board for Community Colleges and Occupational Education

We have audited, in accordance with auditing standards generally accepted in the United States of America and the standards applicable to financial audits contained in *Government Auditing Standards*, issued by the Comptroller General of the United States, the financial statements of the business-type activities, the fiduciary component unit, and the aggregate discretely presented component units of the Colorado Community College System (a higher education institution of the State of Colorado) (the System), as of and for the year ended June 30, 2021 and the related notes to the financial statements, which collectively comprise the System's basic financial statements, and have issued our report thereon dated January 25, 2022, which contained paragraphs emphasizing matters regarding the financial statements and adoption of new accounting guidance and contained a reference to the report of other auditors. The financial statements of the aggregate discretely presented component units were not audited in accordance with *Government Auditing Standards*.

Internal Control Over Financial Reporting

In planning and performing our audit of the financial statements, we considered the System's internal control over financial reporting (internal control) as a basis for designing audit procedures that are appropriate in the circumstances for the purpose of expressing our opinions on the financial statements, but not for the purpose of expressing an opinion on the effectiveness of the System's internal control. Accordingly, we do not express an opinion on the effectiveness of the System's internal control.

A *deficiency in internal control* exists when the design or operation of a control does not allow management or employees, in the normal course of performing their assigned functions, to prevent, or detect and correct, misstatements on a timely basis. A *material weakness* is a deficiency, or a combination of deficiencies, in internal control, such that there is a reasonable possibility that a material misstatement of the entity's financial statements will not be prevented, or detected and corrected, on a timely basis. A *significant deficiency* is a deficiency, or a combination of deficiencies, in internal control that is less severe than a material weakness, yet important enough to merit attention by those charged with governance.

Our consideration of internal control was for the limited purpose described in the first paragraph of this section and was not designed to identify all deficiencies in internal control that might be material weaknesses or significant deficiencies. Given these limitations, during our audit we did not identify any deficiencies in internal control that we consider to be material weaknesses. However, material weaknesses may exist that have not been identified.

Compliance and Other Matters

As part of obtaining reasonable assurance about whether the System's financial statements are free from material misstatement, we performed tests of its compliance with certain provisions of laws, regulations, contracts and grant agreements, noncompliance with which could have a direct and material effect on the financial statements. However, providing an opinion on compliance with those provisions was not an objective of our audit, and accordingly, we do not express such an opinion. The results of our tests disclosed no instances of noncompliance or other matters that are required to be reported under Government Auditing Standards.

Purpose of this Report

The purpose of this report is solely to describe the scope of our testing of internal control and compliance and the results of that testing, and not to provide an opinion on the effectiveness of the entity's internal control or on compliance. This report is an integral part of an audit performed in accordance with *Government Auditing Standards* in considering the entity's internal control and compliance. Accordingly, this communication is not suitable for any other purpose.

BKD, LLP

Denver, Colorado
January 25, 2022

Required Communications to Legislative Audit Committee and State Board for Community Colleges and Occupational Education

The Members of the Legislative Audit Committee and
State Board for Community Colleges and Occupational Education

As part of our audit of the financial statements of the Colorado Community College System (a higher education system of the State of Colorado) (the System) as of and for the year ended June 30, 2021, we wish to communicate the following to you.

Auditor's Responsibility Under Auditing Standards Generally Accepted in the United States of America and the Standards Applicable to Financial Audits Contained in *Government Auditing Standards* Issued by the Comptroller General of the United States

An audit performed in accordance with auditing standards generally accepted in the United States of America and the standards applicable to financial audits contained in *Government Auditing Standards* issued by the Comptroller General of the United States is designed to obtain reasonable, rather than absolute, assurance about the financial statements. In performing auditing procedures, we establish scopes of audit tests in relation to the financial statements taken as a whole. Our engagement does not include a detailed audit of every transaction. Our engagement letter more specifically describes our responsibilities.

These standards require communication of significant matters related to the financial statement audit that are relevant to the responsibilities of those charged with governance in overseeing the financial reporting process. Such matters are communicated in the remainder of this letter or have previously been communicated during other phases of the audit. The standards do not require the auditor to design procedures for the purpose of identifying other matters to be communicated with those charged with governance.

An audit of the financial statements does not relieve management or those charged with governance of their responsibilities. Our engagement letter more specifically describes your responsibilities.

Qualitative Aspects of Significant Accounting Policies and Practices

Significant Accounting Policies

The System's significant accounting policies are described in Note 3 of the audited financial statements.

Alternative Accounting Treatments

We had discussions with management regarding alternative accounting treatments within accounting principles generally accepted in the United States of America for policies and practices for material items, including recognition, measurement, and disclosure considerations related to the accounting for specific transactions as well as general accounting policies, as follows:

- No matters are reportable

Management Judgments and Accounting Estimates

Accounting estimates are an integral part of financial statement preparation by management, based on its judgments. The following areas involve significant estimates for which we are prepared to discuss management's estimation process and our procedures for testing the reasonableness of those estimates:

- Allowance for doubtful accounts
- Allocation of deferred tuition revenue
- Useful lives of capital assets and related depreciation expense
- Compensated absences
- Net pension liability
- Net OPEB liability
- Scholarship allowance

Financial Statement Disclosures

The following areas involve particularly sensitive financial statement disclosures for which we are prepared to discuss the issues involved and related judgments made in formulating those disclosures:

- Related-party transaction (Note 21)
- Implementation of New Accounting Standard (Note 2)

Audit Adjustments

During the course of any audit, an auditor may propose adjustments to financial statement amounts. Management evaluates our proposals and records those adjustments which, in its judgment, are required to prevent the financial statements from being materially misstated. A misstatement is a difference between the amount, classification, presentation, or disclosure of a reported financial statement item and that which is required for the item to be presented fairly in accordance with the applicable financial reporting framework. Some adjustments proposed were not recorded because their aggregate effect is not currently material; however, they involve areas in which adjustments in the future could be material, individually or in the aggregate.

Areas in which adjustments were proposed include:

- No matters are reportable

Proposed Audit Adjustments Recorded

- Included on pages 115–116 is a summary of uncorrected misstatements we aggregated during the current engagement and pertaining to the latest period presented that were determined by management to be immaterial, both individually and in the aggregate, but more than trivial to the financial statements as a whole

Auditor’s Judgments About the Quality of the System’s Accounting Principles

During the course of the audit, we made the following observations regarding the System’s application of accounting principles:

- No matters are reportable

Consultation with Other Accountants

During our audit, we became aware that management had consulted with other accountants about the following auditing or accounting matters:

- The Foundations included in the aggregate discretely presented component units are audited by other auditors. We placed reliance on the audit of the financial statements of the Foundations as of June 30, 2021, and for the year then ended. The audits of the Foundations are not audited in accordance with *Government Accounting Standards*.

Other Material Communications

Listed below are other material communications between management and us related to the audit:

- Management representation letter
- Implementation of GASB Statement Number 84, *Fiduciary Activities*, as it relates to the State Board for Community Colleges and Occupational Education Employee Benefit Trust Fund
- Perkins Liquidation close out procedures related to Colorado Northwestern Community College

* * * * *

This letter is intended solely for the information and use of the Legislative Audit Committee , the Office of the State Auditor, the State Board for Community Colleges and Occupational Education, and the Colorado Community College System’s management and is not intended to be and should not be used by anyone other than these specified parties. However, upon release by the Legislative Audit Committee, this report is a public document.

BKD, LLP

January 25, 2022

THIS PAGE LEFT BLANK INTENTIONALLY

Colorado Community College System - OSA

ATTACHMENT

This analysis and the attached "Schedule of Uncorrected Misstatements (Adjustments Passed)" reflect the effects on the financial statements if the uncorrected misstatements identified were corrected.

QUANTITATIVE ANALYSIS

	Before Misstatements	Misstatements	Subsequent to Misstatements	% Change
Current Assets	398,880,212	(470,153)	398,410,059	-0.12%
Non-Current Assets & Deferred Outflows	599,712,697		599,712,697	
Current Liabilities	(71,792,804)	(491,740)	(72,284,544)	0.68%
Non-Current Liabilities & Deferred Inflows	(1,180,268,959)		(1,180,268,959)	
Current Ratio	5.556		5.512	-0.79%
Total Assets & Deferred Outflows	998,592,909	(470,153)	998,122,756	-0.05%
Total Liabilities & Deferred Inflows	(1,252,061,763)	(491,740)	(1,252,553,503)	0.04%
Total Net Position	253,468,854	961,893	254,430,747	0.38%
Operating Revenues	(398,435,495)	(327,142)	(398,762,637)	0.08%
Operating Expenses	474,419,784	(693,082)	473,726,702	-0.15%
Nonoperating (Revenues) Exp	(307,111,436)		(307,111,436)	
Change in Net Position	(253,647,591)	(1,020,224)	(254,667,815)	0.40%

Major Enterprise Fund

SCHEDULE OF UNCORRECTED MISSTATEMENTS (ADJUSTMENTS PASSED)

Description	Financial Statement Line Item	Factual (F), Judgmental (J) or Projected (P)	Assets & Deferred Outflows				Liabilities & Deferred Inflows				Net Effect on Following Year					
			Current		Noncurrent		Current		Noncurrent		Operating Revenues	Operating Expenses	Nonoperating (Revenues) Exp	Net Position	Change in Net Position	Net Position
			DR	(CR)	DR	(CR)	DR	(CR)	DR	(CR)	DR	(CR)	DR	(CR)	DR	(CR)
Turnaround: To show effect of entries waived by the campuses for invoices received after year end which should have been accrued and paid (Systemwide)		F	0	0	0	0	0	0	0	(542,163)	0	542,163	0	0		
	Expense									(542,163)						
	Net Position, beginning of year											542,163				
														N/A - turnaround effect		
Turnaround: To reverse the double capitalization that occurred on ACC		F	0	0	0	0	0	0	0	(642,659)	0	642,659	0	0		
	Operations and Maintenance of Plant									(642,659)						
	Net Position, beginning of year											642,659				
														N/A - turnaround effect		
Turnaround: BKD notes there is a difference in interpretation between BKD and CCCS related to the revenue recognition of the CARES Institutional Aid portion. This PAJE is to adjust for institutional revenue recognized in excess of student portion related to CARES funds on a specific campus basis.		F	0	0	0	0	0	(797,295)	0	0	0	797,295	0	0		
	CARES Act Direct Federal Funds							(797,295)								
	Net Position, beginning of year											797,295				
														N/A - turnaround effect		
To adjust the allowance for uncollectible accounts to account for the correct beginning balance		F	(470,153)	0	0	0	0	470,153	0	0	0	0	(470,153)	470,153		
	Student Tuition and fees, net of scholarship							470,153					(470,153)	470,153		
	Accounts receivable, net		(470,153)													
To show effect of entries waived by the campuses for invoices received after year end which should have been accrued and paid (Systemwide)		F	0	0	(491,740)	0	0	0	491,740	0	0	0	(491,740)	491,740		
	Expense								491,740				(491,740)	491,740		
	Accounts Payable				(491,740)											
Total passed adjustments			(470,153)	0	(491,740)	0	0	(327,142)	(693,082)	0	1,982,117		(961,893)	961,893		
								Impact on Change in Net Position				(1,020,224)				
								Impact on Net Position				961,893				