



---

# COLORADO

## COMPREHENSIVE PRIMARY AND PREVENTIVE CARE GRANT PROGRAM

*FISCAL YEAR 2004-05 ANNUAL REPORT*

DEPARTMENT OF HEALTH CARE POLICY AND FINANCING  
Stephen C. Tool, Executive Director

Issued November 2005

**Department of Health Care Policy and Financing**  
Office of Operations and Finance  
Safety Net Financing Section

Stephen C. Tool, Executive Director  
Department of Health Care Policy and Financing

Lisa Esgar, Director  
Office of Operations and Finance

Christopher W. Underwood, Manager  
Safety Net Financing Section

Kerri Coffey, CPPC Grant Program Coordinator  
Safety Net Financing Section

Valerie Smith, Accountant  
Comprehensive Primary and Preventive Care Grant Program



## TABLE OF CONTENTS

|  |           |
|--|-----------|
| <b>EXECUTIVE SUMMARY .....</b>   | <b>3</b>  |
| <b>PROGRAM OVERVIEW.....</b>   | <b>4</b>  |
| <b>BACKGROUND.....</b>   | <b>4</b>  |
| <b>PROVIDER ELIGIBILITY .....</b>  | <b>4</b>  |
| <b>PATIENT ELIGIBILITY.....</b>  | <b>5</b>  |
| <b>RESULTS.....</b>  | <b>5</b>  |
| <b>THE FIRST YEAR OF OPERATION: JULY 1, 2000 – JUNE 30, 2001.....</b>    | <b>6</b>  |
| <b>FY 2000-01 BUDGET.....</b>  | <b>6</b>  |
| <b>THE SECOND YEAR OF OPERATION: JULY 1, 2001 – JUNE 30, 2002.....</b>   | <b>7</b>  |
| <b>APRIL 2001 - JUNE 30, 2002 GRANTEES AND PROJECT INFORMATION.....</b>  | <b>8</b>  |
| <b>FY 2001-02 BUDGET.....</b>  | <b>11</b> |
| <b>LESSONS LEARNED.....</b>  | <b>12</b> |
| <b>THE THIRD YEAR OF OPERATION: JULY 1, 2002 – JUNE 30, 2003.....</b>    | <b>13</b> |
| <b>SEPTEMBER 2002 - JUNE 30, 2003 GRANTEES AND PROJECT INFORMATION..</b> | <b>15</b> |
| <b>FY 2002-03 BUDGET.....</b>  | <b>19</b> |
| <b>LESSONS LEARNED.....</b>  | <b>19</b> |
| <b>PERFORMANCE AUDIT.....</b>  | <b>20</b> |
| <b>THE FOURTH YEAR OF OPERATION: JULY 1, 2003 – JUNE 30, 2004.....</b>   | <b>22</b> |
| <b>JULY 2003 - JUNE 30, 2004 GRANTEES AND PROJECT INFORMATION.....</b>   | <b>25</b> |
| <b>FY 2003-04 BUDGET.....</b>  | <b>30</b> |
| <b>LESSONS LEARNED.....</b>  | <b>30</b> |
| <b>THE FIFTH YEAR OF OPERATION: JULY 1, 2004 – JUNE 30, 2005.....</b>    | <b>32</b> |
| <b>JULY 2004 – JUNE 30, 2005 GRANTEES AND PROJECT INFORMATION .....</b>  | <b>34</b> |
| <b>FY 2004-05 BUDGET.....</b>  | <b>38</b> |
| <b>LESSONS LEARNED.....</b>  | <b>38</b> |
| <b>THE SIXTH YEAR OF OPERATION: JULY 1, 2005 – JUNE 30, 2006.....</b>    | <b>39</b> |
| <b>JULY 2005 – JUNE 30, 2006 GRANTEES AND PROJECT INFORMATION .....</b>  | <b>40</b> |
| <b>FY 2005-06 BUDGET ESTIMATE .....</b>                                  | <b>42</b> |



## **EXECUTIVE SUMMARY**

The Comprehensive Primary and Preventive Care (CPPC) Grant Program supported primary and preventive health care services to uninsured or medically indigent Colorado residents in fiscal year (FY) 2004-05 through 16 different projects that were funded with \$2,578,694 from the tobacco settlement fund. Generally speaking, the projects can be categorized into 15 projects that provided medical, dental or mental health services and one project that involved some remodeling plus provided mental health care services. The 16 projects were awarded to 10 different health care providers and covered geographic areas involving the Front Range including Fort Lupton and the Denver metro area; the Western Slope including Grand Junction and Glenwood Springs; La Jara in the San Luis Valley; and Pueblo and Lamar in southeastern Colorado.

The expansion of primary and preventive care through the CPPC Grant Program in FY 2004-05 is demonstrated by the major accomplishments of the projects including:

- Providing medical services to 10,010 patients and a total of 23,736 patient visits
- Providing dental services to 7,130 patients and a total of 12,389 patient visits
- Providing mental health services to 76 patients and a total of 175 patient visits
- Remodeling of a clinic's reception area and pharmacy space
- Purchasing of three new dental operatories
- Dispensing at least 7,192 prescription medications or pharmaceutical supplies

Effective with FY 2004-05 was the implementation of a quarterly program review requirement that added a monitoring function to all new CPPC grants awarded for FY 2004-05 or later. The program reviews are to be conducted by an entity unassociated with the grantee or the Department and reports are to be submitted quarterly to the Department. This function allows the CPPC Grant Program to respond to legislative audit recommendations that audit procedures be strengthened to reconcile grant expenditures with the contracted budget and to conduct periodic onsite reviews.

For FY 2005-06, \$2,668,034 has been appropriated to the CPPC Grant Program and \$2,532,508 has already been awarded to nine health care providers for 13 different projects. The projects breakdown into 11 projects that will provide medical, dental or mental health services and two projects that will involve the construction of new facilities. The CPPC Grant Program staff will monitor the grant program's budget and will award an additional grant should enough funding be available.

Primary and preventive care are two of the most cost effective means of keeping people healthy, and the Department recognizes and appreciates the tremendous effort put forth by all of the CPPC Grant Program grantees in order to expand the availability of these services to Colorado's uninsured or medically indigent populations. The Department is looking forward to reporting the accomplishments from the 13 projects that are planned for FY 2005-06.

## **PROGRAM OVERVIEW**

### **BACKGROUND**

The Comprehensive Primary and Preventive Care (CPPC) Grant Program provides grants to health care providers to expand primary and preventive health care services to Colorado's uninsured, low-income residents. The goals of the CPPC Grant program are to:

- Increase access to comprehensive primary care services for low-income, uninsured patients;
- Create new services or augment existing services provided to low-income, uninsured patients;
- Establish new sites that offer comprehensive primary care services in medically underserved areas of the state or to low-income, uninsured populations; and
- Maintain increased access, capacity or services previously funded by the CPPC Grant Program.

The CPPC Grant Program is authorized by Part 10 of the Medical Assistance Act, CRS 26-4-1001 through 26-4-1007. The Department of Health Care Policy and Financing (the Department) became responsible for the program on July 1, 2000. Program funding comes from the tobacco settlement fund, referred to as the Master Settlement Agreement, and is appropriated through the General Assembly. The enabling legislation authorized the General Assembly to appropriate 6 percent of the total amount of the money received through the Master Settlement Agreement during the previous fiscal year, up to an annual maximum of \$6 million. During their 2004 session, the General Assembly passed House Bill 04-1421, which modified the CPPC Grant Program appropriation to three percent of the tobacco settlement funds, up to an annual maximum of \$5 million. The original legislation allows the Department to spend up to one percent of the annual appropriation for administrative costs. The Department has used this amount to fund one employee or contract employee to administer the program.

### **PROVIDER ELIGIBILITY**

“Comprehensive primary care” involves providing or arranging for medical services, generally in outpatient settings, on a year-round basis. These services include:

- Primary health care;
- Maternity and prenatal care;
- Preventive, developmental and diagnostic services for infants and children;
- Adult preventive services, diagnostic laboratory and radiology services;
- Emergency care for minor trauma;
- Pharmaceutical services;
- Coordination and follow-up for hospital care; and
- Optional services based on patients' needs.

## PATIENT ELIGIBILITY

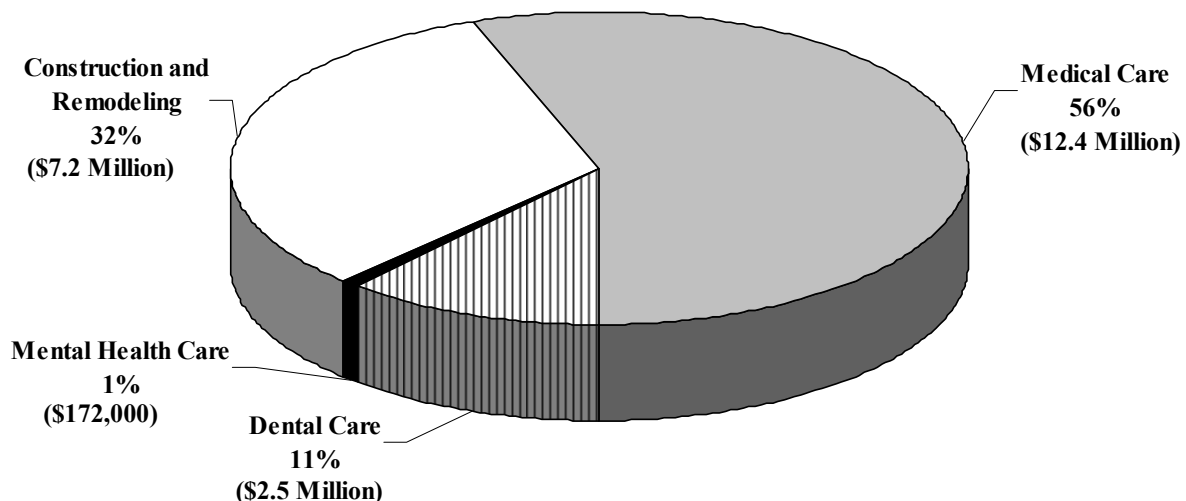
Patients eligible for the CPPC Grant Program are those who:

- Have a family income below 200 percent of the federal poverty level;
- Are not eligible for Medicaid, Children’s Basic Health Plan, Medicare or any other type of governmental reimbursement for health care costs;
- Are not receiving third-party payments (from private insurance, workman’s compensation, etc.)

## RESULTS

Since the inception of the CPPC Grant Program through FY 2004-05, approximately \$22.3 million has been awarded to provide medical services to over 80,000 patients and dental services to more than 20,000 patients; to assist in funding 28 construction/remodeling projects; and to provide mental health care, pharmaceutical supplies or prescriptions and other health-related services to low-income, uninsured patients. Grantees report that, without these funds, many people either would be placed on waiting lists or simply would not receive treatment. In addition, grantees state that the services made possible through CPPC grant funds allowed them to reduce emergency room visits, provide prenatal support, reduce the effects of chronic illness and enable patients to become or remain productive employees. The grant funds also allow the grantees to leverage their CPPC grant funds in order to obtain other grants or funding, thereby expanding the amount of money available to serve this population.

**CPPC Grant Funding Allocations: FY 2001-02 Through FY 2004-05**  
**Total Awarded: \$22.3 Million**





**THE FIRST YEAR OF OPERATION: JULY 1, 2000 – JUNE 30, 2001**

The first year of operation of the CPPC Grant Program ended June 30, 2001, and was spent developing the administrative infrastructure to support the annual distribution of up to \$6 million and in awarding the first grants.

Part of that infrastructure involved establishing rules for the program, appointing an Advisory Council and issuing a Request for Proposal (RFP).

- Rules were developed during the summer 2000, and public input was sought throughout the process. Proposed rules were heard by the Medical Services Board in October and November 2000 and became effective January 1, 2001.
- As required by statute, an Advisory Council was appointed by the Executive Director of the Department of Health Care Policy and Financing. The Advisory Council provided additional input to the rule making process and assisted the Department in establishing guidelines for awarding the grants. Advisory Council members included one representative of the Department; one from the Department of Public Health and Environment; one qualified provider; two consumers currently receiving health care services from a qualified provider; one representative of a nonprofit, community-based health care organization or business; and one health care provider not affiliated with a qualified provider or the state, but who had training and expertise in providing comprehensive primary care services to medically underserved populations.
- A competitive RFP was issued February 2, 2001, with proposal responses due February 23, 2001.

**FY 2000-01 BUDGET**

|                                    |                    |
|------------------------------------|--------------------|
| Awards                             | \$4,598,992        |
| Administrative (\$47,514 Maximum)  | \$4,635            |
| Tobacco Settlement Trust Reversion | \$147,861          |
| <b>Total Appropriation</b>         | <b>\$4,751,488</b> |

## THE SECOND YEAR OF OPERATION: JULY 1, 2001 – JUNE 30, 2002

During CPPC Grant Program's first year of operation (FY 2000-01), it became evident to the Department and the Advisory Council that it would not be possible to award grants and negotiate and write contracts while also leaving grantees with sufficient time to complete their scopes of work. The Department therefore worked with the State Controller's Office and received approval to make the first grant period 15 months long, rather than 12, by starting them April 1, 2002, and extending them to June 30, 2002.

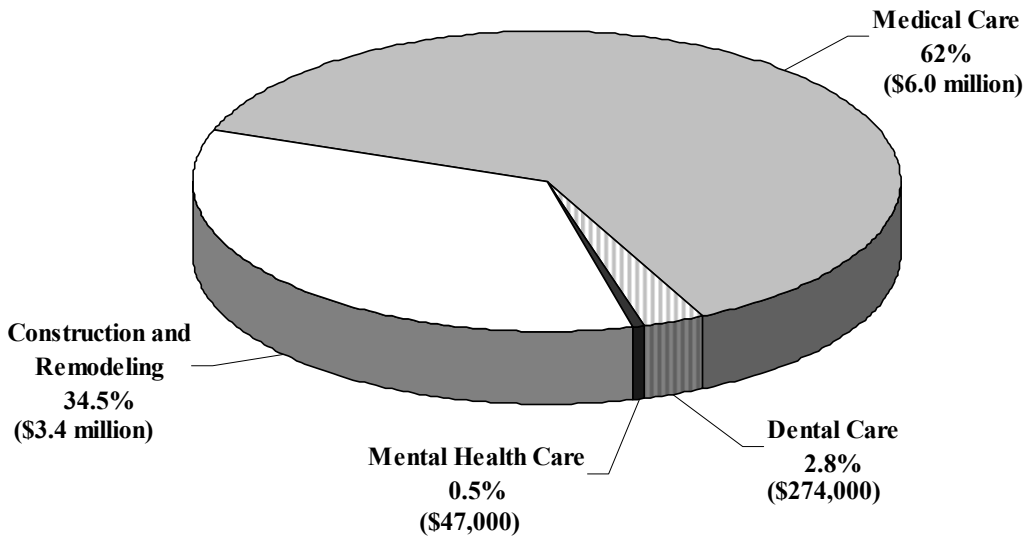


The CPPC Grant Program awarded 14 contracts to a variety of medical, dental and construction projects for the period of April 1, 2002 to June 30, 2003.

In response to the February 2001 RPF, 18 proposals were received from the same number of health care providers. The RFP did not place restrictions on the number of projects for which the health care providers could request money; consequently, most of the proposals included multiple projects, spanning medical, dental and/or construction needs, with some proposing services at multiple sites. To assure a distribution of grants between various types of agencies and projects, proposals were divided into two categories: 1) those requesting up to \$400,000 and 2) those requesting \$400,000 to \$900,000. In April 2001, the Department awarded 15-month grants to 14 health care providers for a total of \$9.7 million.

As required by statute and rules, a reporting process was implemented as a way to assure that service grant moneys were used to provide and expand coverage to uninsured and medically indigent patients in accordance with the stated deliverables in their respective contracts. Grantees submitted reports on a quarterly basis and an annual report. If it was determined that a grantee could be in the position of not meeting all deliverables, the Department opened a dialog with the grantee, and when appropriate, contracts and awards were amended.

CPPC Grant Funding Allocations: FY 2001-02



**APRIL 2001 - JUNE 30, 2002 GRANTEES AND PROJECT INFORMATION**

| HEALTH CARE PROVIDER                                    | SERVICE LOCATION | AMOUNT REQUESTED BY AWARDEES | FINAL AWARD AMOUNT | PROJECT DETAILS   | ACCOMPLISHMENTS   |
|---|------------------|------------------------------|--------------------|---|---|
| Catholic Health Initiatives, Mountain Region Foundation | Colorado Springs | \$141,520                    | \$141,520          | Hire full-time physician (Physician Assistant or Nurse Practitioner) to increase access to services and augment existing acute, same-day services. Hire a full-time coordinator to expand drug subsidy program. | <p>Hired one full-time Physician Assistant, started seeing patients June 1, 2001</p> <p>Aided 1,034 uninsured/medically indigent patients</p> <p>Hired one full-time Drug Subsidy Coordinator</p> <p>226 uninsured/medically indigent patients enrolled in drug subsidy program</p>   |
| Clinica Campensina Family Health Services               | Thornton         | \$525,955                    | \$525,955          | Renovate building to house new clinic with 18 exam rooms. Clinic to provide health care to Adams County.  | <p>CPPC grant paid for 37% of the total cost (\$1.7 million) of renovations</p> <p>Renovations completed and clinic opened August 27, 2001</p> <p>Since its opening, the clinic has increased the number of patients seen weekly from approximately 250/week to 300/week</p>  |
| Colorado Coalition for the Homeless                     | Denver           | \$899,020                    | \$899,020          | Renovation and expansion of Stout Street Clinic, support for existing operations and support for the expansion of staff.  | <p>Renovated Stout Street Clinic including additional exam rooms, expanded pharmacy, relocation of medical records, modified RN spaces and eye clinic space, and expanded psychiatric walk-in space</p> <p>Added to staff including nurse practitioner, pharmacist, RN supervisor, triage RN, clinical nurse specialist, phlebotomist and medical assistants</p> <p>Provided services to an additional 671 patients for a total of 2,293 patient visits</p> |
| Columbine Family Health Center                          | Glenwood Springs | \$358,661                    | \$358,661          | Increase staffing, facility space and equipment enabling Mountain Family Health Center (in Glenwood Springs) to extend services to more uninsured and medically indigent people in the region.                  | <p>Added personnel including physician, RN, outreach worker and intake, receptionist and billing positions</p> <p>Completed renovations to the clinic</p> <p>Provided health care services to 1,618 new uninsured users in Glenwood Springs</p>   |

Comprehensive Primary and Preventive Care Grant Program Fiscal Year 2004-05 Annual Report

| HEALTH CARE PROVIDER                 | SERVICE LOCATION | AMOUNT REQUESTED BY AWARDEES | FINAL AWARD AMOUNT | PROJECT DETAILS  | ACCOMPLISHMENTS   |
|--------------------------------------|------------------|------------------------------|--------------------|--|---|
| Community Health System              | Colorado Springs | \$900,000                    | \$900,000          | Increase Community Health's capacity to serve the uninsured, increase efficiency, decrease the cost of serving the uninsured, and reduce the number of individuals in the region without a medical home.           | Renovated and equipped 10 exam rooms<br><br>Implemented Healthy Workforce Program, an employer-based medical service plan<br><br>Added new IDX Server to assist in reporting and processing<br><br>7,242 additional patient encounters  |
| Denver Health and Hospital Authority | Denver           | \$612,175                    | \$582,175          | Establish the MODEL (Making One Difference in Everyone's Life) Program, a case management program to link inmates of Denver County jails with three neighborhood primary care providers.                           | MODEL Program staffed and operational<br><br>48 patients enrolled in program. Patients received transportation to and from clinic, medical care, prescriptions and follow-up care   |
| Inner City Health Center             | Denver           | \$282,819                    | \$282,819          | Open a satellite dental program, New Hope Dental Services, and establish a diabetic program.   | Remodeling completed and equipment and supplies obtained and installed<br><br>Dentist, dental assistant and support staff hired<br><br>Dental satellite opened June 30, 2001<br><br>Provided dental care to 497 new patients (for a total of 4,521 procedures)<br><br>Hired Diabetic Coordinator<br><br>70 diabetic patients have received services; many have made 3-4 visits each; 27 of these patients have been enrolled in the Intensive Diabetic Program; diabetic supplies given to patients who could not afford them |
| Marillac Clinic                      | Grand Junction   | \$900,000                    | \$870,000          | Increase medical patient visits; increase number of pharmaceuticals dispensed; provide assessment, transportation, translation and global prenatal care through B-4 Babies program; increase mental health visits. | 4,463 total increase in patient visits<br><br>104 women received prenatal care visits and referrals to the B-4 Babies program<br><br>1,077 medical/mental health visits to homeless<br><br>Provided 293 mental health visits at the Center for Enriched Communications<br><br>Increased the number of pharmaceuticals distributed by 15-21%<br><br>Dispensed 578 eyeglasses   |

Comprehensive Primary and Preventive Care Grant Program Fiscal Year 2004-05 Annual Report

| HEALTH CARE PROVIDER             | SERVICE LOCATION | AMOUNT REQUESTED BY AWARDEES | FINAL AWARD AMOUNT | PROJECT DETAILS  | ACCOMPLISHMENTS   |
|----------------------------------|------------------|------------------------------|--------------------|--|---|
| Metro Community Provider Network | Lakewood         | \$900,000                    | \$900,000          | Construct new clinic at the Jeffco Action Center including all necessary equipment and infrastructure items (computers, phone system, medical supplies and pharmaceuticals).   | Construction of 4-exam room clinic completed<br><br>Hired health care personnel including 2 Nurse Practitioners, 2 Medical Assistants, 1 Case Manager, and support staff<br><br>Provided 650 medical visits/month   |
| Parkview Medical Center          | Pueblo           | \$900,000                    | \$690,931          | Construct 3 new sites at 3 high schools, hire staff, contract for technical assistance for data management and updating network.   | All 3 sites open and staff hired by October 2001<br><br>Primary care services provided to 10,400 patients for 16,800 patient visits<br><br>Mental health visits totaled 2,400<br><br>Preventive visits or RN visits totaled 7,200<br><br>Dental screenings were offered at all sites  |
| Plan De Salud del Valle          | Frederick        | \$900,000                    | \$900,000          | Move from leasing clinic to building new clinic in Frederick, including land and construction of 6 exam rooms, 6 dental operatories and 1 medical trauma treatment room.   | Development of new space  |
| Pueblo Community Health Center   | Pueblo           | \$898,600                    | \$898,600          | Hire additional staff to increase access to care for 1,561 uninsured patients. Also, open another location in Pueblo's East Side neighborhood.   | Additional staff hired including nursing, dental and support positions<br><br>Medical patients = 16,388<br>Medical visits = 30,000<br>Dental patients = 4,745<br>Dental visits = 7,133<br>Mental health patients = 253<br>Mental health visits = 859<br><br>East Side Health Center completed                                       |
| Sunrise Community Health Center  | Greeley          | \$880,700                    | \$880,700          | Hire additional staff in Loveland Clinic, Greeley Clinic and for the collaboration effort with the Weld County Health Department to provide care for additional uninsured patients. Also, renovate the Greeley Clinic and provide necessary equipment for all sites including exam rooms, laboratory and procedural equipment. | Additional staff hired including MDs, PA/NPs, RNs and support staff at Greeley Clinic, Loveland Clinic and the Monfort Children's Clinic<br><br>Renovations completed by December 2001<br><br>Greeley Clinic = 3,500 new patients<br><br>Loveland Clinic = 4,000 new patients<br><br>Monfort Children's Clinic = 3,500 new patients |

| HEALTH CARE PROVIDER        | SERVICE LOCATION | AMOUNT REQUESTED BY AWARDEES | FINAL AWARD AMOUNT | PROJECT DETAILS  | ACCOMPLISHMENTS   |
|-----------------------------|------------------|------------------------------|--------------------|--|---|
| Valley-Wide Health Services | Durango          | \$900,000                    | \$900,000          | Open new service site in Durango including developing office space, purchasing equipment and hiring personnel. Contract for additional primary care services such as case management for Durango and current sites in the San Luis Valley, the lower Arkansas Valley and Canon City. | Total patient encounters in Durango = 68,556<br><br>Case management services available at all Valley-Wide sites (Valley-Wide clinics serve 16 counties) |

**APRIL 2001 – JUNE 30, 2002 TOTALS**

| TOTAL NUMBER OF CONTRACTS AWARDED                          | NUMBER OF CONTRACTS PER SERVICE LOCATION  | TOTAL AMOUNT REQUESTED BY AWARDEES | TOTAL AWARDED | BREAKDOWN OF PROJECTS  | SUMMARY OF ACCOMPLISHMENTS  |
|--|---|------------------------------------|---------------|--|---|
| 14 contracts awarded to 14 different health care providers | Colorado Springs - 2<br>Denver - 3<br>Durango - 1<br>Frederick - 1<br>Glenwood Springs - 1<br>Grand Junction - 1<br>Greeley - 1<br>Lakewood - 1<br>Pueblo - 2<br>Thornton - 1 | \$9,999,450                        | \$9,730,381   | Projects to administer to medical needs – 12<br><br>Projects to administer to dental needs – 3<br><br>Construction Projects – 11 | <u>Medical Services</u><br>Number of patients = at least 41,986<br><br>Number of visits or encounters = at least 76,178<br><br><u>Dental Services</u><br>Number of patients = at least 5,242<br><br>Number of visits or encounters = at least 11,654<br><br><u>Construction</u><br>Number of remodels = 8<br><br>Number of new buildings = 3<br><br>Total number of construction/renovation projects = 11 |

**FY 2001-02 BUDGET**

|   |                                |
|---|--------------------------------|
| Grant Award Payments  | \$5,131,389                    |
| Administrative (\$51,565 Maximum)   | \$10,627                       |
| Stroke Prevention Board   | \$2,040                        |
| Department of Public Health and Environment   | \$7,805                        |
| Office of the State Auditor   | \$4,671                        |
| <b>Appropriation</b>  | <b>\$5,156,532<sup>1</sup></b> |
| <sup>1</sup> This amount, plus the \$4,598,992 awarded for FY 2000-01, came to a total of \$9,730,381, which was awarded to the first group of CPPC grantees for the 15-month period of April 1, 2001, through June 30, 2002. |                                |

## **LESSONS LEARNED**

As the first year of grant awards progressed, it became complex and sometimes difficult to track progress made in contracts that had multiple projects. Therefore, plans were made to revise the FY 2002-03 RFP to allow only one project to be presented in each proposal. In addition, it became clear that providing funding for start-up projects for only one year could limit the ability of the facility or program to maintain operations beyond the grant term. This issue was addressed in the FY 2002-03 RFP by allowing health care providers to submit future CPPC grant applications for up to three years, allowing grantees to maintain more consistent funding while they pursued other means support to sustain the projects long-term.

## THE THIRD YEAR OF OPERATION: JULY 1, 2002 – JUNE 30, 2003

During the 2001 legislative session, statutory changes were made in the eligibility criteria, both for patients and for health care providers. Previously, the financial eligibility criteria allowed patients to qualify for the program with a family income was up to 185% of the federal poverty level. With the legislative change, the family income for eligible patients was raised to 200% of the federal poverty level. In addition, qualified health care providers were allowed to submit proposals for serving populations or areas that lacked adequate health care services for low-income, uninsured persons. The new legislation also required that qualified health care providers perform an initial screening for Medicaid, the Children's Basic Health Plan (CBHP) and Colorado Indigent Care Program (CICP). The Department of Health Care Policy and Financing modified the CPPC Grant Program's rules to comply with each of these legislative changes.



**Initially awarded in FY 2002-03, a multi-year CPPC grant award helped Salud Family Health Centers open a new facility in Longmont.**

The following revisions also were made to the RFP:

- Only one distinct project could be presented per proposal, though providers still could submit multiple proposals;
- Applicants were allowed to request funding for up to three fiscal years; and
- Previous funding categories, which allowed proposals of 1) up to \$400,000 and 2) between \$400,000 and \$900,000, were changed to the following categories: 1) up to \$500,000 for new sites or expansions, 2) up to \$500,000 for ongoing operations at existing sites, 3) up to \$500,000 for service expansions at existing sites, and 4) up to \$100,000 for patient care equipment.

The FY 2002-03 RFP was released in March 2002. A pre-bid meeting was held to discuss the RFP and answer questions; proposals were submitted in April 2002. A total of 34 proposals were received from 19 different health care providers for a total of \$11.9 million, more than double the \$5.9 million originally appropriated to the CPPC Grant Program for FY 2002-03.

Awards were made for 18 projects by 14 providers for an FY 2002-03 total of \$5.9 million. Out of these contracts, 10 received funding for up to three years. After publication of the RFP, the grant administration staff decided that the funding for multiple-year grants would be decreased during the second and third years to free up money for new grant awards during these years. For this reason, the funding for multiple years was reduced from the amounts originally requested.

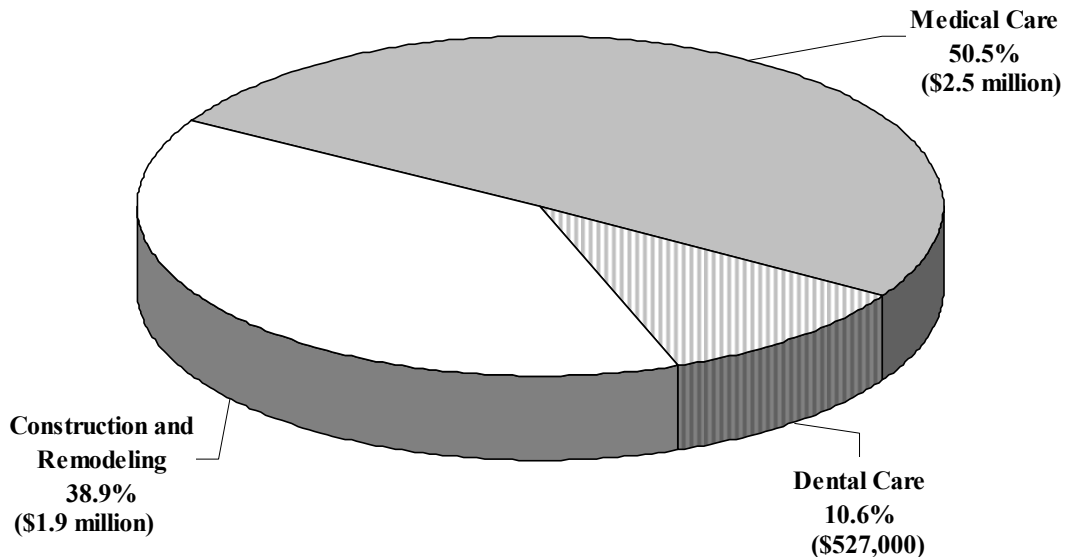
The awards for FY 2002-03 were reduced to accommodate a 10-month contract period spanning September 1, 2002 through June 30, 2003 and most awards were decreased by a corresponding percentage. This action was necessary because approval for the grant awards was delayed based



on the impending budget shortfalls of the State of Colorado. Although some health care providers did not receive the full amount requested, it is noteworthy that the decreased award amounts allowed for two additional proposals to receive grant monies for the September 2002 through June 2003 contract period.

In January 2003, the General Assembly redirected some of the resources from the tobacco settlement funds to the General Fund in an effort to partially relieve the budget deficit experienced by the State of Colorado. This resulted in a decrease in appropriations to tobacco settlement-funded programs. The FY 2002-03 CPPC Grant Program's funding was reduced by approximately 11.5% to \$5,259,917. All CPPC grant awards were decreased by that same percentage to total \$5,180,225. Grantees' contract deliverables were renegotiated to coincide with the lower award amount and contract amendments were issued for all grantees.

**CPPC Grant Funding Allocations: FY 2002-03**



**SEPTEMBER 2002 - JUNE 30, 2003 GRANTEES AND PROJECT INFORMATION**

| HEALTH CARE PROVIDER                                    | SERVICE LOCATION | AMOUNT REQUESTED BY AWARDEES FY 2002-03 | FINAL AWARD AMOUNT FY 2002-03 <sup>1</sup> | PRE-AWARD AMOUNTS FY 2003-04 AND FY 2004-05 <sup>2</sup> | ACCOMPLISHMENTS SEPTEMBER 1, 2002 – JUNE 30, 2003 <sup>1</sup>   |
|---|------------------|---|--|--|--|
| Catholic Health Initiatives, St. Anthony Foundation     | Denver           | \$410,077                               | \$266,890                                  | \$282,836/ 03-04   | <p>Created and hired 3 full-time positions: patient advocate, diabetic educator and prenatal nurse</p> <p>358 uninsured or medically indigent patients received medical care</p> <p>Provided medical services for 1,376 encounters</p> <p>\$34,400 in unexpended funds were refunded to the CPPC Grant Program</p> |
| Catholic Health Initiatives, St. Mary-Corwin Foundation | Pueblo           | \$500,000                               | \$442,600                                  | \$250,000/ 03-04<br>\$150,000/ 04-05                     | <p>Completed the architectural engineering and design and the HVAC and electrical system for the renovation of a building to expand the space of Southern Colorado Family Medicine's clinic on the St. Mary-Corwin Hospital campus</p> <p>All construction to be completed in October 2003</p>                     |
| Clinica Campesina                                       | Lafayette        | \$500,000                               | \$442,600                                  | N/A  | <p>Constructed and equipped 9 new exam rooms</p> <p>65 uninsured or medically indigent patients received medical care</p> <p>Provided medical services for 65 encounters</p>   |
| Colorado Coalition for the Homeless/Stout Street Clinic | Denver           | \$500,000                               | \$389,488                                  | \$250,000/ 03-04<br>\$150,000/ 04-05                     | <p>Maintained 8 full-time equivalent positions including RN supervisor, RNs, phlebotomist, patient education specialist and medical Assistants</p> <p>1,447 uninsured or medically indigent patients received medical care</p> <p>Provided medical services for 2,779 encounters</p>                               |
| Columbine Family Health Center—Glenwood Springs         | Glenwood Springs | \$164,500                               | \$120,861                                  | N/A  | <p>Maintained 1 full-time physician</p> <p>1,372 uninsured or medically indigent patients received medical care</p> <p>Provided medical services for 2,753 encounters</p>  |

Comprehensive Primary and Preventive Care Grant Program Fiscal Year 2004-05 Annual Report

| HEALTH CARE PROVIDER                     | SERVICE LOCATION | AMOUNT REQUESTED BY AWARDEES FY 2002-03 | FINAL AWARD AMOUNT FY 2002-03 <sup>1</sup> | PRE-AWARD AMOUNTS FY 2003-04 AND FY 2004-05 <sup>2</sup> | ACCOMPLISHMENTS SEPTEMBER 1, 2002 – JUNE 30, 2003 <sup>1</sup>   |
|--|------------------|---|--|--|--|
| Columbine Family Health Center—Nederland | Nederland        | \$500,000                               | \$88,039                                   | N/A  | <p>Award was to be used for part of the construction costs of a medical facility in Nederland</p> <p>Grantee had to cancel construction plans due to inability to secure complete funding for the project</p> <p>Subsequently, the CPPC grant award contract was cancelled. Grantee used \$88,039.24 for planning and preparation and all other CPPC funds (\$177,520.76) were refunded to the CPPC Grant Program</p>  |
| Inner City Health Center                 | Denver           | \$76,892                                | \$68,065                                   | \$83,662/ 03-04<br>\$90,170/ 04-05                       | <p><u>Diabetic Program</u><br/>Maintained 1 part-time position: diabetic care coordinator</p> <p>76 new patients received services through the diabetic care program</p> <p>12 diabetic education classes were conducted</p>   |
| Inner City Health Center                 | Denver           | \$203,243                               | \$159,551                                  | \$150,000/ 03-04<br>\$100,000/ 04-05                     | <p><u>New Hope Dental Services</u><br/>Hired 1 full-time Dental Director</p> <p>786 uninsured or medically indigent patients received dental care, including 444 new patients and 342 patients maintained from a previous CPPC grant award</p> <p>120 first grade school children received a visit and education by dental hygienist</p> <p>Provided dental services for 3,169 encounters</p> <p>Installed cabinets, countertops and 4 sets of dental handpieces</p> |
| Inner City Health Center                 | Denver           | \$202,127                               | \$158,219                                  | \$150,000/ 03-04<br>\$100,000/ 04-05                     | <p><u>Inner City Dental Services</u><br/>Assigned 1 full-time Dental Director to clinic</p> <p>993 uninsured or medically indigent patients received dental care</p> <p>Provided dental services for 3,008 encounters</p> <p>Purchased 3 sets of dental handpieces</p> <p>\$3,000 in unexpended funds were refunded to the CPPC Grant Program</p>  |

Comprehensive Primary and Preventive Care Grant Program Fiscal Year 2004-05 Annual Report

| HEALTH CARE PROVIDER             | SERVICE LOCATION | AMOUNT REQUESTED BY AWARDEES FY 2002-03 | FINAL AWARD AMOUNT FY 2002-03 <sup>1</sup> | PRE-AWARD AMOUNTS FY 2003-04 AND FY 2004-05 <sup>2</sup> | ACCOMPLISHMENTS SEPTEMBER 1, 2002 – JUNE 30, 2003 <sup>1</sup>   |
|----------------------------------|------------------|---|--|--|--|
| Marillac Clinic                  | Grand Junction   | \$200,000                               | \$131,120 <sup>3</sup>                     | \$250,000/ 03-04<br>\$150,000/ 04-05                     | <u>Dental Relocation</u><br>Completed installation of dental operatories for relocation of dental operations to St. Mary's Hospital campus   |
| Marillac Clinic                  | Grand Junction   | \$498,700                               | \$400,000 <sup>3</sup>                     | \$250,000/ 03-04<br>\$150,000/ 04-05                     | <u>Continuation of services</u><br>1,452 uninsured or medically indigent patients received medical care (including 384 homeless and 74 prenatal)<br><br>Provided medical services for 4,497 encounters (including 1,267 homeless and 892 prenatal)<br><br>Provided exams and eyeglasses to 265 medically indigent patients<br><br>Dispensed 2,669 pharmaceuticals to medically indigent patients |
| Metro Community Provider Network | Englewood        | \$500,000                               | \$442,600                                  | \$250,000/ 03-04<br>\$150,000/ 04-05                     | Completed remodeling of space into dental clinic with 3 operatories<br><br>Hired 2 full-time positions—dentist and dental hygienist<br><br>920 uninsured or medically indigent patients received dental care<br><br>Provided dental services for 1,060 encounters  |
| People's Clinic                  | Boulder          | \$297,500                               | \$218,578                                  | N/A  | Created 1 Family Practice Team (including a percentage of salaries for 10 positions)<br><br>1,297 uninsured or medically indigent patients received medical care<br><br>Provided medical services for 1,666 encounters   |
| Plan De Salud del Valle          | Longmont         | \$500,000                               | \$442,600                                  | \$250,000/ 03-04<br>\$150,000/ 04-05                     | Completed design and site development for the construction of 24 medical offices and 6 dental operatories in Longmont  |
| Pueblo Community Health Center   | Pueblo           | \$456,900                               | \$376,137                                  | N/A  | 1,850 uninsured or medically indigent patients received medical care and 301 uninsured or medically indigent patients received dental care<br><br>Provided medical services for 4,164 encounters and dental services for 1,132 encounters  |

| HEALTH CARE PROVIDER  | SERVICE LOCATION | AMOUNT REQUESTED BY AWARDEES FY 2002-03 | FINAL AWARD AMOUNT FY 2002-03 <sup>1</sup> | PRE-AWARD AMOUNTS FY 2003-04 AND FY 2004-05 <sup>2</sup> | ACCOMPLISHMENTS SEPTEMBER 1, 2002 – JUNE 30, 2003 <sup>1</sup>  |
|---|------------------|---|--|--|---|
| Sunrise Community Health Center   | Greeley          | \$500,000                               | \$367,358                                  | N/A  | <p>Hired 2 full-time positions— case manager and physician—at Monfort Children’s Clinic</p> <p>Hired 1 half-time position, physician, at Greeley Clinic</p> <p>Hired 1 full-time position, family nurse practitioner, at Weld County Health Dept. Clinic</p> <p>3,037 uninsured or medically indigent patients received medical care</p> <p>Provided medical services for 11,935 encounters</p> |
| Uncompahgre Medical Center  | Norwood          | \$175,000                               | \$154,910                                  | N/A  | <p>Completed the architectural design and preparatory site work for construction of new facility in Norwood</p>   |
| University of Colorado Hospital   | Aurora           | \$500,000                               | \$295,688                                  | N/A  | <p>A total of 1,653 uninsured or medically indigent patients received medical care through the Perinatal Care Program (provided OB intake for 15 patients, prenatal care at Metro Community Provider Network for 1,445 patients, outpatient triage for 122 patients and medical services for 71 patients)</p> <p>Provided medical services for 3,859 encounters</p>                             |
| <p>1 Approval for awarding grants was delayed. As a result, the Department of Health Care Policy and Financing made the decision to prorate the amount of some grant awards for the 10-month contract period of September 1, 2002 through June 30, 2003. In February 2003, the grant awards were further decreased by 11.5%. The amount shown in this column is the award amount after the prorated adjustment and the 11.5% decrease in awards.</p> <p>2 Amounts pre-awarded for subsequent years are less than requested to assure sustainability and allow for adequate funding of new grants in future years. Note that these awards are subject to available appropriation.</p> <p>3 At the request of the grantee, the 11.5% award deduction (\$45,920) from the “Continuation of Services” project was added to the 11.5% award deduction from the “dental relocation” project for the same grantee resulting in a total of \$68,880 subtracted from the original award for the “dental relocation” project. This resulted in the award amount remaining the same for the “Continuation of Services” project and the award amount for the “dental relocation” project was decreased by a higher percentage than 11.5%.</p> |                  |   |  |  |   |

| FY 2002-03 TOTALS   |  |   |                          |  |   |
|---|--|---|--------------------------|--|---|
| TOTAL NUMBER OF CONTRACTS AWARDED   | NUMBER OF CONTRACTS PER SERVICE LOCATION   | TOTAL AMOUNT REQUESTED BY AWARDEES FY 2002-03 | TOTAL AWARDED FY 2002-03 | TOTAL PRE-AWARDED FY 2003-04 AND FY 2004-05  | BREAKDOWN OF PROJECTS SEPTEMBER 1, 2002 – JUNE 30, 2003   |
| 18 contracts awarded to 14 different health care providers  | Aurora - 1<br>Boulder - 1<br>Denver - 5<br>Englewood - 1<br>Glenwood Springs - 1<br>Grand Junction - 2<br>Greeley - 1<br>Lafayette - 1<br>Longmont - 1<br>Nederland - 1<br>Norwood - 1<br>Pueblo - 2 | \$6,684,939                                   | \$4,965,304 <sup>1</sup> | \$2,166,498 pre-awarded for FY 2003-04<br><br>\$1,190,170 pre-awarded for FY 2004-05 | Number of projects:<br>Providing medical services – 8<br><br>Providing dental services – 1<br><br>Providing medical and dental services – 1<br><br>Construction only – 5<br>(1 project cancelled)<br><br>Construction and providing medical services – 1<br><br>Construction and providing dental services – 2<br><br>TOTAL:<br>18 contracts / projects |
| <sup>1</sup> Total Awarded of \$4,965,304 does not match the actual amount awarded of \$5,180,255 due to the unexpended funds from Catholic Health Initiatives, St. Anthony Foundation (\$34,4000), Columbine Family Health Center (\$177,5211) and Inner City Health Center (\$3,000). |  |   |                          |  |   |

In summary, the FY 2002-03 CPPC Grant Program paid the full- or part-time salaries for at least 53 positions, provided 12,607 patients with medical services and 3,000 patients with dental services. These patients received a total of 33,094 medical encounters and 8,369 dental encounters. In addition, seven construction projects were completed, diabetic and dental education classes were held, eye exams were given and eyeglasses and pharmaceuticals were distributed.

**FY 2002-03 BUDGET**

|   |                    |
|---|--------------------|
| Grant Award Payments                        | \$4,965,304        |
| Administrative (\$52,599 Maximum)           | \$40,057           |
| Department of Public Health and Environment | \$9,632            |
| Office of the State Auditor                 | \$5,590            |
| Tobacco Settlement Trust Reversion          | \$239,334          |
| <b>Appropriation</b>                        | <b>\$5,259,917</b> |

**LESSONS LEARNED**

A direct comparison between the number of patients who received services in the first year of CPPC grant awards, FY 2000-01 and FY 2001-02, to the number of patients that received services in the second year of the grant program, FY 2002-03, cannot be made. During the first year, health care providers apparently reported on the numbers of patients served and services

provided with all available funds, not just CPPC grant funds. In an effort to make the information more uniform and comparable, the reporting format was changed for FY 2002-03. The new reporting system has been structured to obtain the number of new or additional patients that received services and the number of existing or “maintained” patients who had previously received services under a CPPC grant. This reporting format provided a clearer picture of the number of patients receiving services through the CPPC Grant Program.

Even so, it is unlikely that the program can establish consistent or universal goals for all programs. The main reasons for this are:

- Flexibility has been built into various aspects of the program, including the nature of projects, the amount of funding requested and the identified local needs
- The number of funded projects change from year to year
- Of the funded projects, the number of construction projects vs. the number of operations projects varies from year to year, impacting the number of patients receiving medical or dental services
- Grantees use the funding differently for the same type of project. For example, construction projects can vary significantly in scope based on the need and circumstances of the individual health care organizations. Also, operations/service projects cannot withstand an “apples-to-apples” comparison because, although two health care providers may receive the same amount of funding, one might need money only for salaries, while the other provider also might need funding for supplies and equipment. In these cases, the number of patients served through each CPPC grant will be vastly different.

## PERFORMANCE AUDIT

The Office of the State Auditor began a performance audit of the CPPC Grant Program in November 2002 and presented its report to the Legislative Audit Committee in July 2003. The complete report can be found on the Department’s and Office of the State Auditor’s respective websites. Some of the recommendations are summarized below.

| AUDIT RECOMMENDATIONS   | CPPC GRANT PROGRAM RESPONSE  |
|---|--|
| Continue to assess the grant awarding process to ensure that rural providers are fairly considered in the awarding of grants. | This issue was addressed in the FY 2003-04 CPPC application with a scale that awards a variable number of extra points to the application score based on the population size of the proposed service area. |
| Ensure that contracts are written so that the scope of work can be completed within one fiscal year.                          | This issue was addressed when the deliverables were negotiated for the FY 2002-03 contracts and is an ongoing practice in the program.   |

| <b>AUDIT RECOMMENDATIONS</b>  | <b>CPPC GRANT PROGRAM RESPONSE</b>  |
|---|---|
| <p>Require sites to submit a budget-to-actual statement of expenditures and pay on a reimbursement basis.</p>   | <p>Reimbursement based on reported actual expenditures has been integrated into the program with the FY 2003-04 contracts.</p>  |
| <p>Improve the oversight and monitoring of the program by improving reporting methods to better evaluate the effectiveness of the program.</p>                                    | <p>CPPC grantees have unique projects that essentially cannot be evenly compared or simply summarized from year to year; therefore, it is difficult to completely standardize goals to demonstrate program effectiveness. However, the reporting requirements have been restructured to obtain more uniform and comparable data regarding the number of patients served and the number of patient encounters completed.</p> |
| <p>Further develop audit procedures to include reconciling expenditures with the project's budget and scheduling visits with a sample of grantees for periodic onsite audits.</p> | <p>The implementation of expenditure-based reimbursement will allow the program to closely track grantees' expenditures. In addition, the program is formulating additional plans to augment the current methods of verifying the grantees' performances and expenditures within the limitations of the program's administration budget.</p>  |



## THE FOURTH YEAR OF OPERATION: JULY 1, 2003 – JUNE 30, 2004

After a lengthy investigation and coordination between the Department of Health Care Policy and Financing and the Office of the Attorney General, the Office of the State Controller determined that the CPPC Grant Program was not required to abide by the State's procurement process employing Request for Proposal (RFP) to award grants. The Department proceeded to establish an application process for use in disbursement of CPPC Grant Program funds and



initiated some modifications to the CPPC Grant Program's rules to replace terms referring to a RFP with terms describing an application process. In addition, the provision for grant monies to be used for maintaining increased access, capacity or services previously funded by CPPC grants was listed explicitly in program regulations.

The complete application process was governed by the CPPC Grant Program staff, including publication of the application; advertisement of the application to possible applicants; providing materials through a website or other means, as requested; responding to all questions or comments from the applicants; issuing all communications pertaining to the grant program and application process; acknowledging receipt of applications; managing the evaluation process; notification of applicants' rankings; negotiation of contract terms; and issuing contract documents.

An application was developed from the previous RFP and was released mid-January 2003. The information requested in the application remained fundamentally the same from the previous year's RFP; however, utilizing the recommendations of the Advisory Council and previous experience with the CPPC Grant Program, the application included the following changes:

- The program would fund a maximum of \$2,000,000 in capital construction projects for FY 2003-04
- The grant distribution categories were, once again, changed in order to simplify the application process. The previous categories were: 1) New sites or expansions, maximum \$500,000 2) Ongoing operations at existing site(s), maximum \$500,000 3) Service expansions at existing sites, maximum \$500,000 and 4) Patient care equipment, maximum \$100,000. The new categories became: 1) Capital with a maximum funding request of \$500,000 for FY 2003-04, \$250,000 for FY 2004-05 and \$150,000 for FY 2005-06 and 2) Operations with a maximum funding request of \$250,000 for FY 2003-04, \$150,000 for FY 2004-05 and \$100,000 for FY 2005-06

Senate Bill 03-013, which was signed into law in April 2003, made the following modifications to the Comprehensive Primary and Preventive Care Grant Program Act:

- The definition of "comprehensive primary care" was clarified and now states that such care must be available on a "year-round basis."

- The definition of “arranging for” comprehensive care services was defined as “demonstrating established referral relationships with health care providers for any of the comprehensive primary care services not directly provided by an entity.”
- Language was added concerning rural providers stating, “An entity in a rural area may be exempt from this requirement if they can demonstrate that there are no providers in the community to provide one or more of the comprehensive primary care services.” The CPPC Grant Program began awarding from one to five extra points to rural applications according to the population of the area to be served, with the least inhabited areas receiving the highest number of points.
- Also related to funding for urban and rural areas, the bill stated, “...Department shall consider geographic distribution of funds among urban and rural areas in the state when making funding decisions.”

In addition, two administrative changes were made to the financial reporting requirements. To increase financial accountability, CPPC Grant Program grantees are reimbursed on an expenditure basis only, for up to a maximum of 25 percent of the contracted annual budget at the end of the first quarter, a total of 50 percent at the end of the second quarter, etc. (Previously, grantees were reimbursed 25 percent each quarter, regardless of expenditures.) Also, a certain degree of flexibility has been built into grantees’ accounting and billing processes, allowing them to shift up to 10 percent of expenditures between “major budget categories” without the need for time-consuming contract amendments.

After the release of the application and prior to the application due date, the CPPC Grant Program staff handled all communications personally from possible applicants. The administration team explained the new requirements to prospective CPPC grant applicants during application workshops and pre-bid conferences and answered questions about possible ways providers could ensure compliance with the legislation. All applicants were invited to bring all questions or comments directly to the CPPC Grant Program staff and to attend the conferences or workshop in person or via conference call. These events were held to address questions from the applicants, to discuss format requirements for the response to the CPPC Grant Program application and to review general steps for planning and preparing a response to an application or RFP.

Applications were due in late February 2003 and a total of 18 applications were received from 15 different health care providers. The 18 applications requested funding totaling \$4,490,365, including \$2,104,707 for capital construction projects and \$2,385,658 for operations projects. Although \$5,422,611 was allocated for the CPPC Grant Program for FY 2003-04, \$2,166,498 had been pre-awarded to grantees during the FY 2002-03 RFP process, leaving approximately \$3,177,055 available for awards for FY 2003-04.

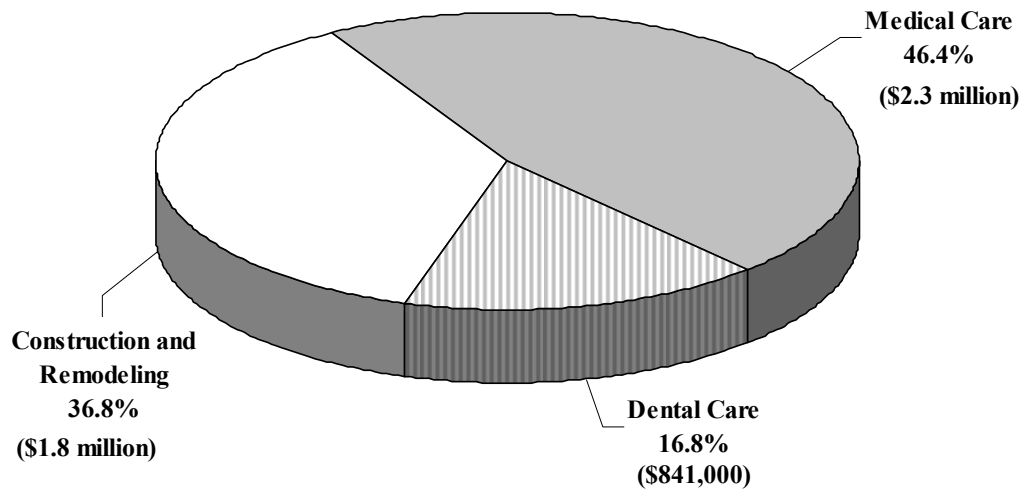
FY 2003-04 was the first year the CPPC Grant Program administered contracts for awards granted during two different procurement processes. The contracts had two different effective dates: July 1, 2003 for the awards made during the FY 2002-03 RFP process and August 1, 2003

for the awards made during the FY 2003-04 application process. CPPC grant funding was used to support 21 grant programs to 14 different health care providers in FY 2003-04, 11 of which were multi-year grants continued from FY 2002-03, and 10 of which were new starts.

All CPPC grants are awarded to providers who serve designated medically underserved areas or populations. In FY 2003-04, 14 out of the 21 funded programs served counties with poverty levels exceeding the statewide average. At the same time, 16 out of these 21 programs were located in some of the most densely populated counties in the state: Denver, El Paso, Arapahoe, Adams, Boulder, Weld and Pueblo. Funding projects in areas with a low availability of medical services, high poverty level and large population base allowed the CPPC Grant Program to reach a significant number of Colorado residents who are most in need of medical services. At the same time, FY 2003-04 CPPC grant funds also were used to reach mid-size Western Slope communities in Mesa and Garfield counties as well as more remote rural areas of Alamosa, Montrose and San Miguel counties, where medical services for uninsured, low-income individuals are especially limited.

The allocation of CPPC grant funds by service/project type in FY 2003-04 was similar to previous years, with a somewhat larger percent going to dental programs. In summary, 10 projects were for medical care, six were for construction/renovation and five were for dental care, with one dental project including a limited amount of construction. The breakdown included 46.4 percent (approximately \$2.3 million) for medical services, 36.8 percent (\$1.8 million) for construction and remodeling projects and 16.8 percent (\$841,000) for dental care.

**CPPC Grant Funding Allocations: FY 2003-04**



**JULY 2003 - JUNE 30, 2004 GRANTEES AND PROJECT INFORMATION**

| HEALTH CARE PROVIDER                                    | SERVICE LOCATION | AMOUNT REQUESTED BY AWARDEES FY 2003-04 | FINAL AWARD AMOUNT FY 2003-04 <sup>1</sup> | PRE-AWARD AMOUNTS FY 2004-05 AND FY 2005-06 <sup>2</sup> | ACCOMPLISHMENTS JULY 1, 2003 – JUNE 30, 2004 <sup>1</sup>   |
|---|------------------|---|--|--|---|
| Catholic Health Initiatives, St. Anthony Foundation     | Denver           | \$416,481                               | \$282,836                                  | N/A  | <p>Maintained 3 positions--Patient Advocate, Diabetic Educator and Prenatal Nurse</p> <p>Provided medical services to 731 uninsured or medically indigent patients, including 522 new patients and 209 patients maintained from a previous CPPC grant award</p> <p>Provided 1,457 medical encounters for uninsured or medically indigent patients</p>   |
| Catholic Health Initiatives, St. Anthony Foundation     | Denver           | \$226,200                               | \$205,940                                  | N/A  | <p>Created additional 1.5 FTE: 1.0 nurse practitioner and 0.5 physician</p> <p>Contracted with Spanish-speaking doulas to assist in 408 deliveries</p> <p>Provided medical services to 418 uninsured or medically indigent patients</p> <p>Provided 2,228 medical encounters for uninsured or medically indigent patients</p> <p>Purchased office equipment and medical equipment</p>   |
| Catholic Health Initiatives, St. Mary-Corwin Foundation | Pueblo           | \$500,000                               | \$250,000                                  | \$150,000/ 04-05   | <p>Completed the renovation of a building to expand the space of Southern Colorado Family Medicine's clinic on the St. Mary-Corwin Hospital campus, clinic became fully operational in October 2003</p> <p>Created two additional full-time positions: Physician Assistant, Registered Nurse</p> <p>Provided medical services to 1,182 new uninsured or medically indigent patients</p> <p>Provided 3,077 medical encounters for uninsured or medically indigent patients</p> |
| Clinica Campesina                                       | Lafayette        | \$500,000                               | \$500,000                                  | N/A  | <p>Purchased a 10,000 square-foot building in Lafayette, completed all renovations, including 21 exam rooms, a conference room that can be used for group visits of up to 20 patients and two "mini-clinic" areas to improve continuity of care and patient flow</p> <p>CPPC paid for a portion of the purchase and renovation costs</p>  |

Comprehensive Primary and Preventive Care Grant Program Fiscal Year 2004-05 Annual Report

| HEALTH CARE PROVIDER                                    | SERVICE LOCATION | AMOUNT REQUESTED BY AWARDEES FY 2003-04 | FINAL AWARD AMOUNT FY 2003-04 <sup>1</sup> | PRE-AWARD AMOUNTS FY 2004-05 AND FY 2005-06 <sup>2</sup> | ACCOMPLISHMENTS JULY 1, 2003 – JUNE 30, 2004 <sup>1</sup>  |
|---|------------------|---|--|--|--|
| Colorado Coalition for the Homeless/Stout Street Clinic | Denver           | \$500,000                               | \$250,000                                  | \$150,000/ 04-05   | <p>Maintained 4 FTE positions (0.8 FTE physician's assistant, 0.5 FTE clinical nurse specialist, 1.0 FTE registered nurse, 1.7 FTE medical assistants)</p> <p>Provided medical services to 1,067 uninsured or medically indigent patients</p> <p>Provided 1,721 medical encounters for uninsured or medically indigent patients</p>  |
| Community Health Centers, Inc.                          | Colorado Springs | \$168,207                               | \$168,207                                  | N/A  | <p>Completed remodeling of the Family Health Clinic, including relocating pharmacy and medical records to the clinic area, expanding the reception area, relocating patient accounts to patient accounting area and purchasing computers and furniture</p>   |
| Community Health Centers, Inc.                          | Colorado Springs | \$250,000                               | \$229,250                                  | N/A  | <p>Created 9 full-time positions (2 registered nurses, 4 medical assistants, 1 receptionist, 1 phlebotomist, 1 pharmacy technician)</p> <p>Decreased total patient visit time from an average of 67 minutes to 47 minutes, successfully achieving the 30% decrease.</p> <p>Provided medical services to 3,388 uninsured or medically indigent patients</p> <p>Provided 6,982 medical encounters for uninsured or medically indigent patients</p> |
| Inner City Health Center                                | Denver           | \$83,662                                | \$83,662                                   | \$90,170/ 04-05  | <p><u>Diabetic Program</u><br/>                     Maintained 1 part-time position of diabetic care coordinator</p> <p>Enrolled 64 patients in diabetic program</p> <p>Conducted 15 diabetic education classes</p>  |
| Inner City Health Center                                | Denver           | \$210,000                               | \$150,000                                  | \$100,000/ 04-05   | <p><u>New Hope Dental Services</u><br/>                     Maintained 1.0 FTE dental director</p> <p>Provided dental services to 955 patients (158 new uninsured or medically indigent patients and 797 patients maintained from a previous CPPC grant)</p> <p>Provided 2,389 dental encounters for uninsured or medically indigent patients</p>  |

Comprehensive Primary and Preventive Care Grant Program Fiscal Year 2004-05 Annual Report

| HEALTH CARE PROVIDER     | SERVICE LOCATION | AMOUNT REQUESTED BY AWARDEES FY 2003-04 | FINAL AWARD AMOUNT FY 2003-04 <sup>1</sup> | PRE-AWARD AMOUNTS FY 2004-05 AND FY 2005-06 <sup>2</sup> | ACCOMPLISHMENTS JULY 1, 2003 – JUNE 30, 2004 <sup>1</sup>   |
|--------------------------|------------------|---|--|--|---|
| Inner City Health Center | Denver           | \$200,000                               | \$150,000                                  | \$100,000/ 04-05   | <p><u>Inner City Dental Services</u><br/>Maintained 1.0 FTE dental director</p> <p>Provided dental services to a total of 972 uninsured or medically indigent patients (233 new and 739 maintained from a previous CPPC grant)</p> <p>Provided 2,217 dental encounters for uninsured or medically indigent patients</p>   |
| Marillac Clinic          | Grand Junction   | \$302,657                               | \$250,000                                  | \$150,000/ 04-05   | <p><u>Dental</u><br/>Provided dental services to 1,119 uninsured or medically indigent patients, including 43 prenatal patients, 28 homeless patients and 53 migrant children</p> <p>Provided 2,036 dental encounters for uninsured or medically indigent patients, including 28 for homeless patients, 75 to prenatal patients and 82 to migrant children</p>  |
| Marillac Clinic          | Grand Junction   | \$498,700                               | \$250,000 <sup>3</sup>                     | \$150,000/ 04-05   | <p><u>Continuation of services</u><br/>Provided medical services to 849 uninsured or medically indigent patients, all of whom were maintained from a previous CPPC grant award</p> <p>In addition, provided medical services to 804 homeless individuals, 42 prenatal patients, for a total of 1,695 patients, of whom were a combination of new patients and patients maintained from a previous CPPC grant</p> <p>Provided 2,642 medical encounters for uninsured or medically indigent patients (In addition, provided 1,609 encounters to homeless patients and 500 encounters to prenatal patients, for a total of 4,751 encounters to a combination of new patients and patients maintained from a previous CPPC grant)</p> <p>Provided exams and eyeglasses to 160 medically indigent patients</p> <p>Dispensed 2,032 pharmaceuticals to medically indigent patients</p> |

Comprehensive Primary and Preventive Care Grant Program Fiscal Year 2004-05 Annual Report

| HEALTH CARE PROVIDER             | SERVICE LOCATION | AMOUNT REQUESTED BY AWARDEES FY 2003-04 | FINAL AWARD AMOUNT FY 2003-04 <sup>1</sup> | PRE-AWARD AMOUNTS FY 2004-05 AND FY 2005-06 <sup>2</sup> | ACCOMPLISHMENTS JULY 1, 2003 – JUNE 30, 2004 <sup>1</sup>  |
|----------------------------------|------------------|---|--|--|--|
| Metro Community Provider Network | Englewood        | \$371,668                               | \$250,000                                  | \$150,000/ 04-05   | <p>Completed construction on one additional dental operatory</p> <p>Created 1 full-time dental hygienist position</p> <p>Provided dental services to 1,428 uninsured or low-income patients, including 1,099 new patients and 329 patients maintained from a previous CPPC grant award</p> <p>Provided 2,312 dental encounters to uninsured or low-income patients</p>   |
| Metro Community Provider Network | Englewood        | \$300,000                               | \$300,000                                  | N/A  | Existing facility in Englewood was renovated to accommodate new clinician and maximize existing resources to enhance services  |
| Mountain Family Health Centers   | Glenwood Springs | \$160,000                               | \$141,585                                  | N/A  | <p>Created 2.5 full-time positions— a physician assistant, a billing position and a medical assistant/LPN/RN</p> <p>Provided medical services to 2,374 uninsured or medically indigent patients, including 1,196 new patients and 1,178 patients maintained from a previous CPPC grant award</p> <p>Provided 7,030 medical encounters for uninsured or medically indigent patients</p>   |
| Plan De Salud del Valle          | Longmont         | \$500,000                               | \$250,000                                  | \$150,000/ 04-05   | <p>Completed construction of new, 17,500-foot medical/dental facility in Longmont, including 24 medical offices and 6 dental operatories</p> <p>Provided medical services to 1,161 uninsured or low-income patients and dental services to 1,024 new uninsured or medically indigent patients</p> <p>Provided 2,277 medical encounters for uninsured or low-income patients and 1,561 dental encounters for uninsured or low-income patients</p> |
| Pueblo Community Health Center   | Pueblo           | \$250,000                               | \$229,250                                  | N/A  | Completed all construction on the Phase II renovation of the lower level of the Park Hill Clinic   |

Comprehensive Primary and Preventive Care Grant Program Fiscal Year 2004-05 Annual Report

| HEALTH CARE PROVIDER  | SERVICE LOCATION | AMOUNT REQUESTED BY AWARDEES FY 2003-04 | FINAL AWARD AMOUNT FY 2003-04 <sup>1</sup> | PRE-AWARD AMOUNTS FY 2004-05 AND FY 2005-06 <sup>2</sup> | ACCOMPLISHMENTS JULY 1, 2003 – JUNE 30, 2004 <sup>1</sup>   |
|---|------------------|---|--|--|---|
| Pueblo Community Health Center  | Pueblo           | \$250,000                               | \$250,000                                  | \$150,000/ 04-05<br>\$100,000/05-06                      | <p>Provided medical services to at least 963 uninsured or low-income patients, including 92 new patients and 871 patients maintained from a previous CPPC grant award</p> <p>Provided 3,652 medical encounters for uninsured or low-income patients</p>   |
| Sunrise Community Health Center   | Greeley          | \$250,000                               | \$229,250                                  | N/A  | <p>Maintained 2 full-time mid-level provider positions at Sunrise Community Health Center in Greeley</p> <p>Maintained 2 full-time mid-level provider positions at Monfort Children's Clinic in Greeley</p> <p>Provided medical services to 2,350 uninsured or low-income patients, including 815 new patients and 1,535 patients maintained from a previous CPPC grant award</p> <p>Provided 8,056 medical encounters for uninsured or low-income patients</p> |
| Uncompahgre Medical Center  | Norwood          | \$136,500                               | \$136,500                                  | N/A  | <p>Completed utilities construction and parking lot construction for the new facility in Norwood, the clinic was open to patients in May 2004</p>   |
| Valley-Wide Health Services, Inc.   | Alamosa          | \$500,000                               | \$500,000                                  | N/A  | <p>Completed remodeling of the Alamosa Dental Clinic expansion</p> <p>Purchased and installed 8 complete dental operatories</p>   |
| <p><sup>1</sup> Approval for awarding grants from the FY 2003-04 application process was delayed due to awaiting the announcement of the budget appropriation for the CPPC Grant Program. As a result, the Department of Health Care Policy and Financing made the decision to prorate the amount of the new FY 2003-04 grant awards to an 11-month contract period of August 1, 2003 through June 30, 2004. Awards for FY 2003-04 made during the FY 2002-03 RFP process will have a 12-month contract period of July 1, 2003 through June 30, 2004.</p> <p><sup>2</sup> Amounts pre-awarded for subsequent years can be less than requested to assure sustainability and allow for adequate funding of new grants in future years. These awards are subject to available appropriation.</p> |                  |   |  |  |   |



| <b>FY 2003-04 TOTALS</b>   |   |  |                                 |  |   |
|--|---|--|---------------------------------|--|---|
| <b>TOTAL NUMBER OF CONTRACTS AWARDED</b>   | <b>NUMBER OF CONTRACTS PER SERVICE LOCATION</b>   | <b>TOTAL AMOUNT REQUESTED BY AWARDEES FY 2003-04</b> | <b>TOTAL AWARDED FY 2003-04</b> | <b>TOTAL PRE-AWARDED FY 2004-05 AND FY 2005-06</b>                                 | <b>BREAKDOWN OF PROJECTS JULY 1, 2003 – JUNE 30, 2004</b>   |
| 10 contracts awarded from FY 2003 to 7 different health care providers<br><br>11 contracts awarded from FY 2004 to 9 different health care providers<br><br>TOTAL:<br>21 contracts<br>14 different health care providers | Alamosa - 1<br>Colorado Springs - 2<br>Denver - 6<br>Englewood - 2<br>Glenwood Springs - 1<br>Grand Junction - 2<br>Greeley - 1<br>Lafayette - 1<br>Longmont - 1<br>Norwood - 1<br>Pueblo - 3 | \$6,574,075  | \$5,018,980                     | \$1,340,170 pre-awarded for FY 2004-05<br><br>\$100,000 pre-awarded for FY 2005-06 | Number of Projects:<br><br>Providing only medical services – 9<br><br>Providing only dental services – 3<br><br>Construction only – 6<br><br>Construction and providing medical services – 1<br><br>Construction and providing dental services – 1<br><br>Construction and providing medical and dental services – 1<br><br>TOTAL:<br>21 contracts / projects |

In total, these local programs provided 41,000 medical visits to 15,400 uninsured, low-income patients and completed 10,500 dental visits for 5,500 patients in FY 2003-04. It is also important to note that a diabetic program was maintained from a previous CPPC grant award, at least 160 patients received eyeglasses and 2,000 or more received prescription medications.

**FY 2003-04 BUDGET**

|   |                  |
|---|------------------|
| Grant Award Payments                        | \$5,018,980      |
| Administrative (\$54,190 maximum)           | 37,685           |
| Department of Public Health and Environment | 7,674            |
| Tobacco Settlement Trust Reversion          | 354,706          |
| <b>Appropriation</b>                        | <b>5,419,045</b> |

**LESSONS LEARNED**

Many applicants expressed appreciation for the information and guidance provided on the Web and through the application and pre-bid conferences. Based on the applications received, it appears that additional guidance would be helpful, for example giving a brief explanation of the type of information requested by each question. In addition, the CPPC Grant Program staff should offer to provide score sheets and feedback to any applicant that did not receive funding. This was provided during the FY 2004-05 application process and approximately five providers accepted that offer and were given copies of their score sheets and detailed verbal feedback and future suggestions from both the grant administrator and section manager.

Additional auditing or reviewing of the CPPC grant funded providers is required. For the FY 2004-05 grant application, the program developed an innovative process that designates up to two percent of the grant proposal budgets to pay for the program reviews, which are to be conducted by independent contractors such as auditors or program experts through contract agreements established by the grantees. The program has developed program review guidelines summarizing the key requirements to be verified from CPPC Grant Program statutes, regulations and state application guidelines as well as from the provider's contract, application, and quarterly reports.

## THE FIFTH YEAR OF OPERATION: JULY 1, 2004 – JUNE 30, 2005

In January and early February 2004, the CPPC Grant Program staff held an application workshop and two pre-bid conferences for prospective FY 2004-05 CPPC Grant Program applicants. Between January and June 2004, the CPPC Grant Program staff provided answers to all applicants' questions and posted these on the Department's website, recruited individuals to review and score applications, managed the evaluation process, notified successful and unsuccessful applicants, and negotiated and completed new contracts.



**CPPC grant funds provided 17,216 patients with medical, dental or mental health care during FY 2004-05.**

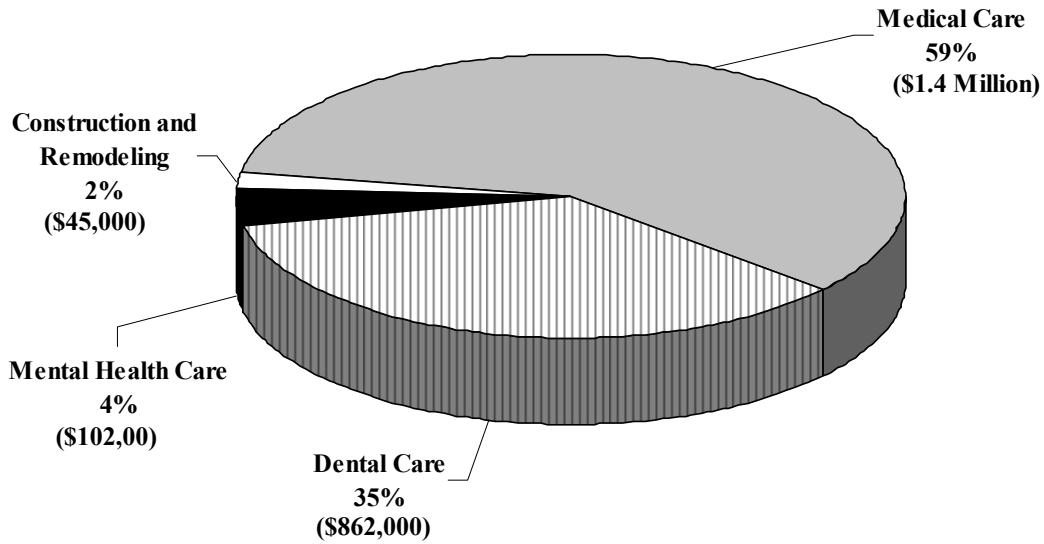
A total of 28 CPPC Grant Program applications were received for FY 2004-05, with a total of \$6.76 million requested. Applications were due in mid-February, and the review committee had scored all proposals within the following two weeks. Award decisions were postponed because the funding for CPPC and other tobacco settlement-funded programs were under review in the General Assembly.

In late spring, the General Assembly passed House Bill 04-1421, which permanently reduced annual CPPC grant funding from six percent of the money received by the state from the tobacco settlement fund to three percent, with a maximum of \$5 million per year. Therefore, based on available tobacco settlement funds, the total CPPC Grant Program budget for FY 2004-05 was \$2,578,694. With funding appropriated, the Department awarded grants to the five highest scoring applicants, for a total of \$904,730. Funding also was awarded to the 10 continuing, multi-year grants that had been initiated in a previous year, for a total of \$1,340,170. With continual monitoring of the budget, it was determined that enough funds were available to make an additional grant award and, in December 2004, the next highest scoring applicant was contacted. Although the applicant requested \$311,161, the award was made for \$306,000, due to the funds available in the CPPC Grant Program's budget, and a contract was issued. This brought the count to 16 grant awards and a total of \$2,550,900 in grant funding awarded for FY 2004-05.

Effective with FY 2004-05, was the implementation of a quarterly program review process that adds a monitoring function to all CPPC grants awarded in FY 2004-05 or later. This function allowed the CPPC Grant Program staff to respond to legislative audit recommendations that audit procedures be strengthened to reconcile grant expenditures with the budget proposed in the application and to conduct periodic onsite reviews. Each new grantee is required to hire an independent contractor, such as an auditor or program expert, to conduct quarterly program and financial reviews to verify the progress reported and expenditures submitted in the grantees' quarterly reports as well as to confirm compliance with CPPC Grant Program statutes, regulations and other requirements. The CPPC Grant Program staff established guidelines for the quarterly reviews, which are due 60 days after the due date of each

quarterly report. Grantees were required to build in up to two percent of their total budget for this program review function. In addition, this quarterly program review also gives the CPPC Grant Program a unique way to monitor grantees' performance and contract compliance.

**CPPC Grant Funding Allocations: FY 2004-05**



**JULY 2004 – JUNE 30, 2005 GRANTEES AND PROJECT INFORMATION**

| HEALTH CARE PROVIDER                                    | SERVICE LOCATION | AMOUNT REQUESTED BY AWARDEES FY 2004-05 | FINAL AWARD AMOUNT FY 2004-05 | PRE-AWARD AMOUNTS FY 2005-06 AND FY 2006-07 <sup>1</sup> | ACCOMPLISHMENTS JULY 1, 2004 – JUNE 30, 2005  |
|---|------------------|---|-------------------------------|--|---|
| Catholic Health Initiatives, St. Mary-Corwin Foundation | Pueblo           | \$500,000                               | \$150,000                     | N/A  | <p>Maintained 1 full-time position: Physician Assistant</p> <p>Provided medical services to 1,473 uninsured, low-income patients</p> <p>Provided 4,361 medical encounters for these patients</p>  |
| Colorado Coalition for the Homeless                     | Denver           | \$500,000                               | \$150,000                     | N/A  | <p>Maintained 2 full-time positions</p> <p>Provided medical services to 1,152 uninsured, low-income patients</p> <p>Provided 1,954 medical encounters to these patients</p>   |
| Colorado Coalition for the Homeless                     | Denver           | \$250,000                               | \$191,700                     | \$150,000 / 05-06<br>\$100,000 / 06-07                   | <p>Hired 3 full-time positions: Mid-level Provider, Medical Assistant, Clinical Nurse Specialist</p> <p>Maintained a mobile van service and delivered medical services to homeless individuals</p> <p>Provided medical services to 813 uninsured, low-income patients</p> <p>Provided 1,172 medical encounters and 504 mental health visits to these patients</p> |
| High Plains Community Health Center                     | Lamar            | \$91,127                                | \$82,738                      | \$26,483 / 05-06<br>\$25,404 / 06-07                     | <p>Completed remodeling of clinic reception and pharmacy areas to accommodate mental health program</p> <p>Hired 1 mental health provider (0.3 FTE)</p> <p>Provided mental health care to 76 uninsured, low-income patients</p> <p>Provided 175 mental health visits to these patients</p>  |
| Inner City Health Center                                | Denver           | \$90,170                                | \$90,170                      | N/A  | <p>Diabetic Care Program:</p> <p>Maintained 1 part-time diabetic care coordinator position</p> <p>Enrolled 87 additional patients in the diabetic program</p> <p>Conducted 13 diabetic education classes</p> <p>Held 7 sessions of the Healthy Lifestyles Program</p>   |

Comprehensive Primary and Preventive Care Grant Program Fiscal Year 2004-05 Annual Report

| HEALTH CARE PROVIDER     | SERVICE LOCATION | AMOUNT REQUESTED BY AWARDEES FY 2004-05 | FINAL AWARD AMOUNT FY 2004-05 | PRE-AWARD AMOUNTS FY 2005-06 AND FY 2006-07 <sup>1</sup> | ACCOMPLISHMENTS JULY 1, 2004 – JUNE 30, 2005   |
|--------------------------|------------------|---|-------------------------------|--|--|
| Inner City Health Center | Denver           | \$250,000                               | \$100,000                     | N/A  | <p>Inner City Dental Services:</p> <p>Maintained 1 full-time dental director</p> <p>Provided dental services to 988 uninsured, low-income patients</p> <p>Provided 2,142 dental encounters for these patients</p>  |
| Inner City Health Center | Denver           | \$210,000                               | \$100,000                     | N/A  | <p>New Hope Dental Services:</p> <p>Maintained 1 full-time dental director</p> <p>Provided dental services to 1,008 uninsured, low-income patients</p> <p>Provided 1,824 dental encounters for these patients</p>  |
| Marillac Clinic          | Grand Junction   | \$299,939                               | \$150,000                     | N/A  | <p>Dental care:</p> <p>Provided dental services to 676 uninsured, low-income patients</p> <p>Provided 1,208 dental encounters for these patients</p>   |
| Marillac Clinic          | Grand Junction   | \$498,700                               | \$150,000                     | N/A  | <p>Continuation of services/medical care:</p> <p>Provided medical services to 450 uninsured, low-income patients</p> <p>Provided 1,527 medical encounters for these patients</p> <p>Provided exams and eyeglasses to 98 uninsured, low-income patients</p> <p>Dispensed 844 pharmaceuticals to uninsured, low-income patients</p>  |
| Marillac Clinic          | Grand Junction   | \$250,000                               | \$250,000                     | \$150,000 / 05-06<br>\$100,000 / 06-07                   | <p>Hired 3 full-time positions: Mid-level Provider, Medical Assistant, Internist/Consultant and a part-time Records Clerk</p> <p>Provided medical care to 1,333 uninsured, low-income patients</p> <p>Provided 3,402 medical visits to these patients</p> <p>Provided 202 annual health maintenance/screening visits to these patients</p> <p>Provided 1,371 internist visits to these patients</p> <p>Provided 188 visits on obesity reduction or smoking cessation to these patients</p> |

Comprehensive Primary and Preventive Care Grant Program Fiscal Year 2004-05 Annual Report

| <b>HEALTH CARE PROVIDER</b>  | <b>SERVICE LOCATION</b> | <b>AMOUNT REQUESTED BY AWARDEES FY 2004-05</b> | <b>FINAL AWARD AMOUNT FY 2004-05</b> | <b>PRE-AWARD AMOUNTS FY 2005-06 AND FY 2006-07<sup>1</sup></b> | <b>ACCOMPLISHMENTS JULY 1, 2004 – JUNE 30, 2005</b>  |
|--|-------------------------|--|--------------------------------------|--|--|
| Marillac Clinic  | Grand Junction          | \$67,898                                       | \$65,988                             | \$70,613 / 05-06<br>\$73,438 / 06-07                           | Provided prescription medications to 1,008 uninsured, low-income patients<br><br>Dispensed 6,348 prescription medications to these patients  |
| Metro Community Provider Network   | Englewood               | \$368,672                                      | \$150,000                            | N/A  | Provided dental services to 1,782 uninsured, low-income patients<br><br>Provided 3,341 dental encounters for these patients  |
| Mountain Family Health Centers   | Glenwood Springs        | \$245,705                                      | \$203,911                            | N/A  | Hired 3 full-time positions: Practice Manager, Pharmacy Technician, Patient Financial Counselor<br><br>Provided medical care to 821 uninsured, low-income patients<br><br>Provided 1,830 medical encounters for these patients |
| Pueblo Community Health Center   | Pueblo                  | \$150,000                                      | \$150,000                            | \$100,000 / 05-06  | Provided medical services to 577 uninsured, low-income patients<br><br>Provided 2,360 medical encounters for these patients  |
| Salud Family Health Centers  | Longmont                | \$500,000                                      | \$150,000                            | N/A  | Provided medical services to 3,391 uninsured, low-income patients and dental services to 2,676 uninsured, low-income patients<br><br>Provided 7,130 medical encounters and 3,874 dental encounters for these patients          |
| Valley-Wide Health Systems   | La Jara                 | \$311,161                                      | \$306,000                            | N/A  | Purchased and installed 3 dental operatories   |
| <sup>1</sup> Amounts pre-awarded for subsequent years can be less than requested to assure sustainability and allow for adequate funding of new grants in future years. These awards are subject to available appropriation. |                         |  |                                      |  |  |

| <b>FY 2004-05 TOTALS</b>  |  |  |                                 |  |  |
|---|--|--|---------------------------------|--|--|
| <b>TOTAL NUMBER OF CONTRACTS AWARDED</b>  | <b>NUMBER OF CONTRACTS PER SERVICE LOCATION</b>  | <b>TOTAL AMOUNT REQUESTED BY AWARDEES FY 2004-05</b> | <b>TOTAL AWARDED FY 2004-05</b> | <b>TOTAL PRE-AWARDED FY 2005-06 AND FY 2006-07</b>                               | <b>BREAKDOWN OF PROJECTS JULY 1, 2004 – JUNE 30, 2005</b>  |
| 9 contracts awarded from FY 2003 to 6 different health care providers<br><br>1 contracts awarded from FY 2004 to 1 health care provider<br><br>6 new contracts awarded in FY 2005 to 5 different health care providers<br><br>TOTAL:<br>16 contracts<br>10 different health care providers                  | Denver - 5<br>Englewood - 1<br>Glenwood Springs - 1<br>Grand Junction - 4<br>La Jara - 1<br>Lamar - 1<br>Longmont -1<br>Pueblo - 2 | \$4,583,372  | \$2,440,507 <sup>1</sup>        | \$497,096 pre-awarded for FY 2005-06<br><br>\$298,842 pre-awarded for FY 2006-07 | Number of Projects:<br><br>Providing only medical services – 8<br><br>Providing only dental services – 5<br><br>Providing medical and dental health services – 1<br><br>Providing medical and mental health services – 1<br><br>Construction and providing mental health services – 1<br><br>TOTAL:<br>16 contracts / projects |
| <sup>1</sup> Total Awarded of \$2,440,507 does not match the actual amount awarded of \$2,550,900 due to the unexpended funds from Colorado Coalition for the Homeless (\$58,300), High Plains Community Health Center (\$8,389), Marillac Clinic (\$1,910), and Mountain Family Health Centers (\$41,794). |  |  |                                 |  |  |

In summary, funds awarded through the CPPC Grant Program for FY 2004-05 provided the following:

- Several clinics were able to maintain staff and/or purchase necessary equipment;
- Medical services were provided to 10,010 uninsured, low-income patients and 23,736 medical encounters were conducted for these patients;
- Dental services were provided to 7,130 uninsured, low-income patients and 12,389 dental encounters were conducted for these patients;
- In Lamar, the clinic was remodeled and mental health services were provided to 76 uninsured, low-income patients and 175 mental health encounters were conducted for these patients;
- In Denver, a diabetic education program was administered for 87 uninsured, low-income patients; and
- In Grand Junction, uninsured, low-income patients were provided with a variety of medical care including 202 annual health maintenance/screening visits were administered, 1,371 internist exams were given; 7,192 pharmaceutical supplies or prescription medications were dispensed to more than 1,008 patients; 98 pairs of eyeglasses were distributed; and classes on obesity reduction and smoking cessation were held for 188 patients.



**FY 2004-05 BUDGET**

|   |                    |
|---|--------------------|
| Grant Award Payments                        | \$2,440,507        |
| Administrative (\$25,786 maximum)           | \$14,332           |
| Department of Public Health and Environment | \$1,169            |
| Tobacco Settlement Trust Reversion          | \$122,686          |
| <b>Appropriation</b>                        | <b>\$2,578,694</b> |

**LESSONS LEARNED**

The implementation of the quarterly program review process has proven to be beneficial for both the Department and the grantees. The reports have confirmed the activity and expenditures submitted to the Department and, in some cases, have identified some errors or shortfalls which were able to be addressed within the fiscal year. In addition, the Department has received favorable feedback from some of the grantees in support of the quarterly program review process as a productive cross-checking of their recordkeeping.

## **THE SIXTH YEAR OF OPERATION: JULY 1, 2005 – JUNE 30, 2006**

The CPPC Grant Program staff was notified in early May 2005 that funding was appropriated to the program for FY 2005-06. In order to be able to make awards and issue contracts that would become effective as early as possible in the new fiscal year the Department created a compressed schedule to complete the application process. Although the schedule was compressed, all of the usual steps comprising the entire application process were followed including meeting with the CPPC Advisory Council; hosting two pre-bid conferences and an application workshop; compiling and addressing all of the questions from potential applicants; enlisting a team to review and score the application responses; notifying applicants of the results of the evaluation process; and negotiating and processing new contracts.

Although the grant program appropriation totaled \$2,668,034, an amount of \$497,096 had been pre-awarded during previous application processes, which left approximately \$2,170,938 available for new grant awards for FY 2005-06. In order to provide the opportunity for CPPC Grant Program funding to as many providers as possible, the CPPC Advisory Council approved a change to limit providers to the submission of only one application response.

The application form was released May 2, 2005, and application responses were due June 3, 2005. A total of 17 CPPC Grant Program applications were received, requesting a sum of \$3,495,769 in grant funding. The Department awarded funding to eight different providers for eight different projects, for a total of \$1,985,411, starting on August 1, 2005. Also, funding was awarded to five continuing, multi-year grants that had been initiated in a previous year, for a total of \$497,096.

**JULY 2005 – JUNE 30, 2006 GRANTEES AND PROJECT INFORMATION**

| <b>HEALTH CARE PROVIDER</b>                             | <b>SERVICE LOCATION</b>                 | <b>AMOUNT REQUESTED BY AWARDEES FY 2005-06</b> | <b>FINAL AWARD AMOUNT FY 2005-06</b> | <b>PRE-AWARD AMOUNTS FY 2006-07 AND FY 2007-08<sup>1</sup></b> | <b>PROJECT GOALS JULY 1, 2005 – JUNE 30, 2006</b>  |
|---|---|--|--------------------------------------|--|--|
| Catholic Health Initiatives, St. Mary-Corwin Foundation | Pueblo                                  | \$132,967                                      | \$132,967                            | \$128,966 / 06-07<br>\$95,152 / 07-08                          | <p>Hire 3 full-time positions: Nurse Practitioner, Licensed Practical Nurse and Receptionist</p> <p>Provide medical services to at least 490 uninsured, low-income patients</p> <p>Provide at least 1,127 medical encounters to these patients</p>   |
| Clinica Campesina                                       | Lafayette<br>Louisville<br>North Denver | \$237,755                                      | \$237,755                            | N/A  | <p>Purchase obstetric and gynecologic equipment/tools</p> <p>Provide obstetric/gynecological medical care for at least 900 uninsured, low-income patients</p> <p>Provide at least 1,620 obstetric/gynecological encounters to these patients</p>   |
| Colorado Coalition for the Homeless                     | Denver                                  | \$250,000                                      | \$250,000                            | \$150,000 /06-07<br>\$100,000 /07-08                           | <p>Maintain 3 full-time positions: Physician Assistant, Psychiatric Nurse Practitioner, Pharmacist</p> <p>Provide medical services to at least 460 uninsured, low-income patients</p> <p>Provide at least 1,380 medical encounters to these patients</p>   |
| Colorado Coalition for the Homeless                     | Denver                                  | \$150,000                                      | \$150,000                            | \$100,000 / 06-07  | <p>Maintain 3 full-time positions: Mid-level Provider, Medical Assistant, Clinical Nurse Specialist</p> <p>Maintain a mobile van service and deliver medical services to homeless individuals</p> <p>Provide medical services to at least 600 uninsured, low-income patients</p> <p>Provide at least 2,100 medical encounters and 668 mental health visits to these patients</p> |
| High Plains Community Health Center                     | Lamar                                   | \$75,108                                       | \$75,108                             | N/A  | <p>Purchase dental X-ray heads and upgrade dental X-ray capabilities</p> <p>Provide dental services to at least 60 uninsured, low-income patients</p> <p>Provide at least 96 dental visits to these patients</p>   |

Comprehensive Primary and Preventive Care Grant Program Fiscal Year 2004-05 Annual Report

| HEALTH CARE PROVIDER                         | SERVICE LOCATION      | AMOUNT REQUESTED BY AWARDEES FY 2005-06 | FINAL AWARD AMOUNT FY 2005-06 | PRE-AWARD AMOUNTS FY 2006-07 AND FY 2007-08 <sup>1</sup> | PROJECT GOALS JULY 1, 2005 – JUNE 30, 2006  |
|--|-----------------------|---|-------------------------------|--|---|
| High Plains Community Health Center          | Lamar                 | \$26,483                                | \$26,483                      | \$25,404 / 06-07   | <p>Maintain 1 full-time position: Mental Health Provider</p> <p>Provide mental health care to at least 125 uninsured, low-income patients</p> <p>Provide at least 375 mental health visits to these patients</p>  |
| Marillac Clinic – Maintain expanded capacity | Grand Junction        | \$200,000                               | \$200,000                     | N/A  | <p>Provide medical care to at least 177 uninsured, low-income patients</p> <p>Provide at least 530 medical visits to these patients</p> <p>Provide prenatal appointments to at least 350 uninsured, low-income patients</p> <p>Provide at least 780 medical visits to homeless individuals</p> <p>Provide at least 90 pairs of eyeglasses to uninsured, low-income patients</p>   |
| Marillac Clinic – Medical expansion          | Grand Junction        | \$150,000                               | \$150,000                     | \$100,000 / 06-07  | <p>Maintain mid-level provider (1.0 FTE), medical assistant (1.0 FTE), records clerk (0.5 FTE), internist/consultant (0.1 FTE)</p> <p>Provide medical care to at least 500 uninsured, low-income patients</p> <p>Provide at least 1,200 medical visits to these patients</p> <p>Provide at least 125 annual health maintenance/screening visits to these patients</p> <p>Provide at least 80 internist visits to these patients</p> <p>Provide at least 95 visits on obesity reduction or smoking cessation to these patients</p> |
| Marillac Clinic – Pharmacy services          | Grand Junction        | \$70,613                                | \$70,613                      | \$73,438 / 06-07   | <p>Provide prescription medications to at least 1,000 uninsured, low-income patients</p> <p>Dispense at least 4,500 prescription medications to these patients</p>  |
| Metro Community Provider Network             | Arvada or Wheat Ridge | \$500,000                               | \$500,000                     | N/A  | Build new medical clinic in the Arvada or Wheat Ridge community   |
| Peak Vista                                   | Divide                | \$500,000                               | \$500,000                     | \$250,000 / 06-07  | <p>Complete construction of new medical/dental clinic in Divide</p> <p>Purchase medical and dental equipment</p>  |

| HEALTH CARE PROVIDER   | SERVICE LOCATION  | AMOUNT REQUESTED BY AWARDEES FY 2005-06 | FINAL AWARD AMOUNT FY 2005-06 | PRE-AWARD AMOUNTS FY 2006-07 AND FY 2007-08 <sup>1</sup> | PROJECT GOALS JULY 1, 2005 – JUNE 30, 2006  |
|--|---|---|-------------------------------|--|---|
| Pueblo Community Health Center   | Pueblo  | \$100,000                               | \$100,000                     | N/A  | Provide medical services to at least 377 uninsured, low-income patients<br><br>Provide at least 1,541 medical encounters for these patients   |
| Salud Family Health Centers  | Longmont<br>Frederick<br>Commerce City<br>Fort Morgan<br>Brighton | \$89,581                                | \$89,581                      | N/A  | Purchase obstetric and gynecologic equipment/tools<br><br>Provide obstetric/gynecological medical care for at least 220 uninsured, low-income patients and at least 220 obstetric/gynecological encounters for uninsured, low-income patients |
| <sup>1</sup> Amounts pre-awarded for subsequent years can be less than requested to assure sustainability and allow for adequate funding of new grants in future years. These awards are subject to available appropriation. |   |   |                               |  |   |

| FY 2005-06 TOTAL PROJECTIONS   |  |                                   |                          |  |   |
|--|--|-----------------------------------|--------------------------|--|---|
| TOTAL NUMBER OF CONTRACTS AWARDED  | NUMBER OF CONTRACTS PER SERVICE LOCATION   | TOTAL AMOUNT REQUESTED FY 2005-06 | TOTAL AWARDED FY 2005-06 | TOTAL PRE-AWARDED FY 2006-07 AND FY 2007-08                                      | BREAKDOWN OF PROJECTS JULY 1, 2005 – JUNE 30, 2006  |
| 1 contract awarded from FY 2003 to 1 health care provider<br><br>4 contracts awarded from FY 2004 to 3 different health care providers<br><br>8 new contracts awarded from FY 2005 to 8 different health care providers<br><br>TOTAL:<br>13 contracts<br>9 different health care providers | Arvada - 1<br>Denver - 2<br>Divide - 1<br>Grand Junction - 3<br>Lafayette - 1<br>Lamar - 2<br>Longmont - 1<br>Pueblo - 2 | \$2,482,507                       | \$2,482,507              | \$827,808 pre-awarded for FY 2006-07<br><br>\$195,152 pre-awarded for FY 2007-08 | Number of Projects:<br><br>Providing only medical services – 8<br><br>Providing only dental services – 1<br><br>Providing medical and mental health services – 1<br><br>Providing only mental health services - 1<br><br>Construction only – 2<br><br>TOTAL:<br>13 contracts / projects |

**FY 2005-06 BUDGET ESTIMATE**

|   |                    |
|---|--------------------|
| Grant Awards                                | \$2,482,507        |
| Administrative (\$26,680 maximum)           | \$26,680           |
| Department of Public Health and Environment | \$1,169            |
| Unencumbered Funds                          | \$157,678          |
| <b>Appropriation</b>                        | <b>\$2,668,034</b> |