



UNIVERSITY OF COLORADO SYSTEM

Boulder • Colorado Springs • Denver and Health Sciences Center

Office of the Vice President for Academic Affairs and Research

University of Colorado 2005 Diversity Report

System Administration

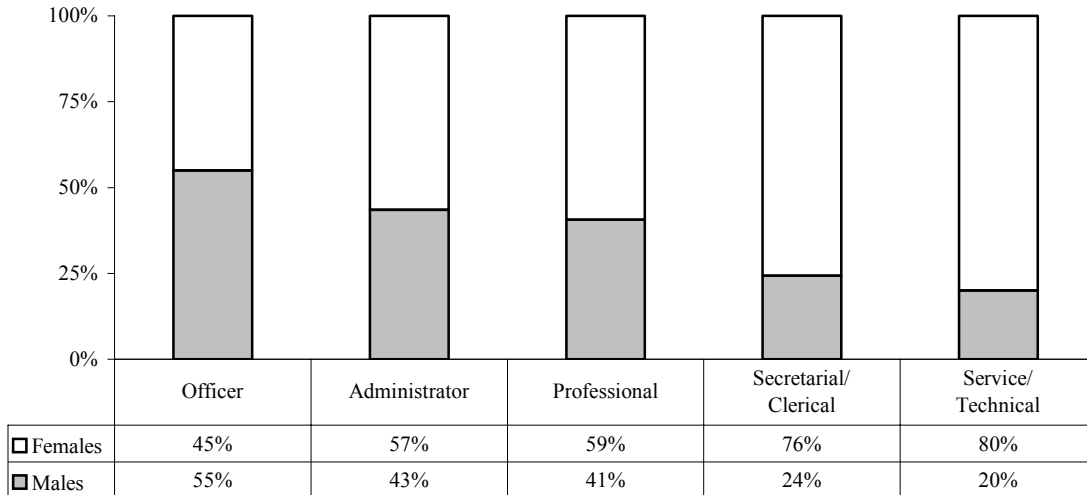
Prepared by the University of Colorado System Office of Information & Analysis

March 2005

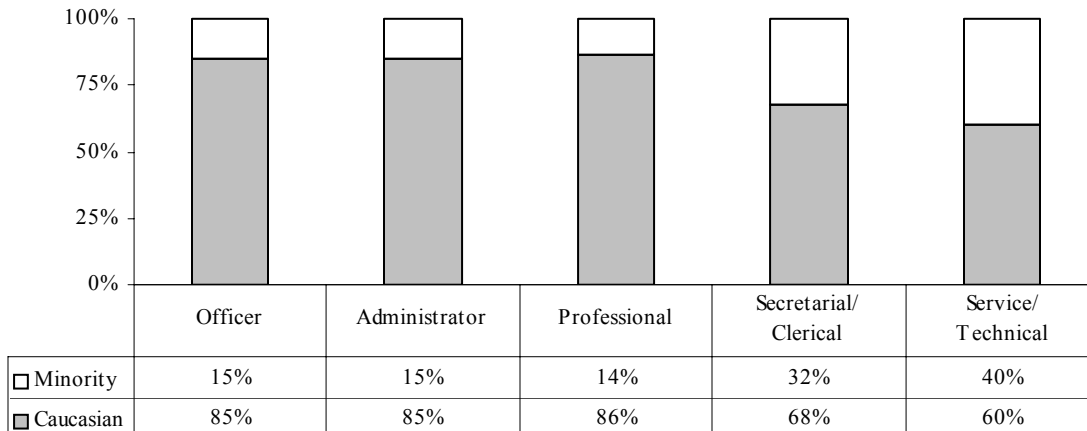
University of Colorado
System Office of Information & Analysis
51 SYS Boulder, Colorado 80309-0051
Phone: (303) 492-8232 Email: chris.griffinwehr@cu.edu
Web: http://www.cu.edu/system_info/

**University of Colorado System Administration
Fall 2004**

Occupational Categories by Gender

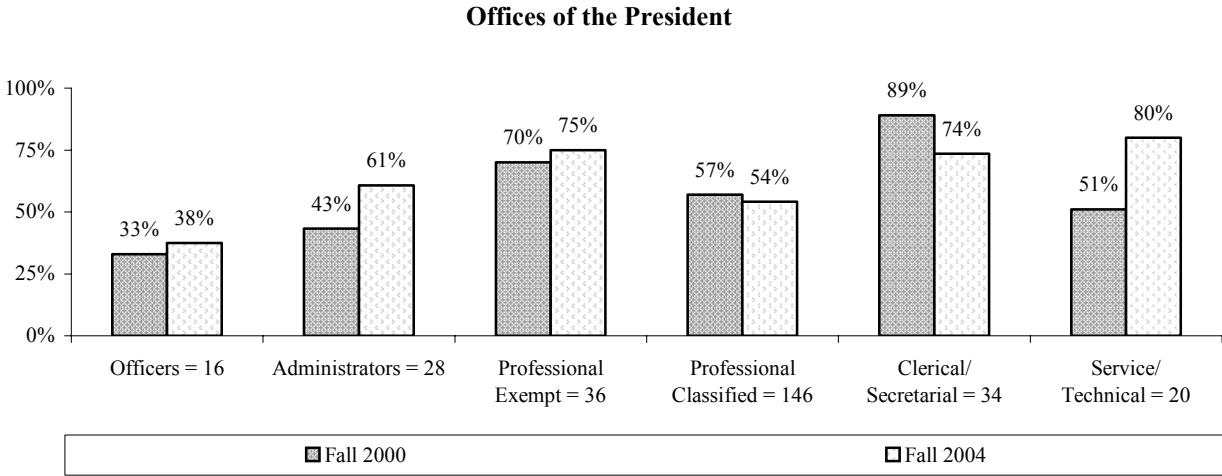
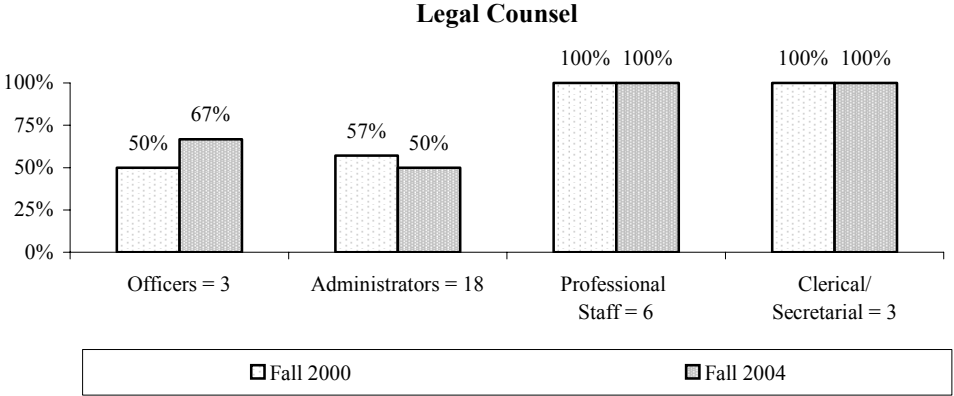
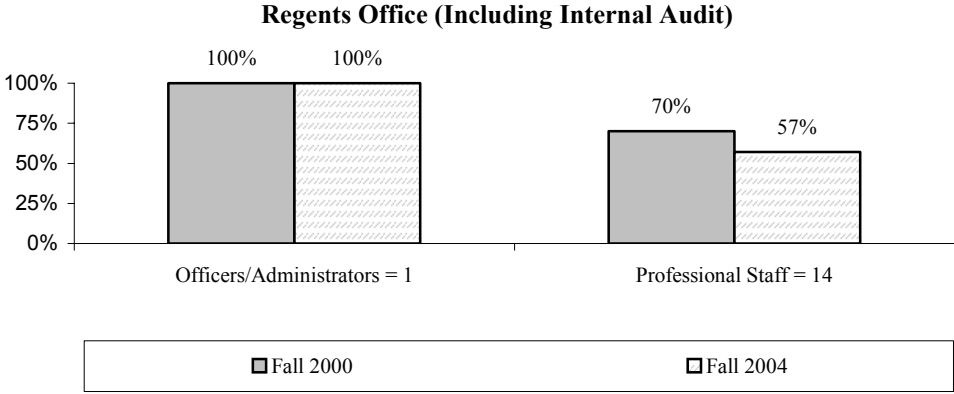


Occupational Categories by Ethnicity



Minority Breakdown	Officer	Administrator	Professional	Secretarial/ Clerical	Service/ Technical
African American	5.0%	0.0%	1.5%	13.5%	15.0%
Asian American	0.0%	2.2%	2.5%	0.0%	15.0%
Latino	10.0%	8.7%	8.4%	13.5%	10.0%
American Indian	0.0%	4.3%	1.5%	5.4%	0.0%

**University of Colorado System Administration
Percent Females by Occupational Category
Five-Year Change**



**University of Colorado System Administration
Percent Ethnic Minorities by Occupational Category
Five-Year Change**

