


TRA 1.1/1998 & 1999  
C.2

COLORADO STATE PUBLICATIONS LIBRARY



3 1799 00136 7911



## Colorado Department of Transportation Annual Financial Reports For Fiscal Years 1998 and 1999



**COLORADO  
DEPARTMENT  
OF  
TRANSPORTATION**

**ANNUAL FINANCIAL REPORT**

**FOR FISCAL YEAR ENDING JUNE 30, 1998**

**GUILLERMO V. "BILL" VIDAL, EXECUTIVE DIRECTOR  
GEORGE MCCULLAR, CONTROLLER**

# CONTENTS

## FINANCIAL STATEMENTS

COMBINED BALANCE SHEET *	1
STATEMENT OF REVENUES AND EXPENDITURES *	3
STATEMENT OF REVENUES AND EXPENSES	4
STATEMENT OF CHANGES IN FINANCIAL POSITION	5
SCHEDULE OF GRANT ACTIVITY – FEDERAL PORTION	6
NOTES TO THE FINANCIAL STATEMENTS	8

\* *The Combined Balance Sheet and the Statement of Revenues and Expenditures are presented on the accrual basis. The Notes to the Financial Statements are included for further review.*

## STATISTICS

TOTAL DEPARTMENT EXPENDITURES BY OBJECT	19
EXPENDITURES BY FUNCTION	28
PROJECT EXPENDITURES	
Project Number Index	43
Project Expenditures by Major Function	45
Grant Expenditures	81
Project Type Index	84
FEDERAL AID PROJECT EXPENDITURES BY OBJECT	85
STATE PROJECT EXPENDITURES BY OBJECT	88
MAINTENANCE PROJECT EXPENDITURES BY OBJECT	91
OTHER PROJECT EXPENDITURES BY OBJECT	93

## DEMOGRAPHICS AND GRAPHS

PER CAPITA INCOME AND POPULATION	99
GROSS REVENUES – 10 YEAR	100
MAINTENANCE COSTS BY ACTIVITY	101
EXPENDITURE AND REVENUE GRAPHS	102 - 103

**COLORADO DEPARTMENT OF TRANSPORTATION  
 COMBINED BALANCE SHEET - ALL FUND TYPES AND ACCOUNT GROUPS  
 FOR THE PERIOD ENDING JUNE 30, 1998  
 (UNAUDITED)**

	GENERAL FUND	SPECIAL REVENUE FUNDS	INTERNAL SERVICE FUND	GENERAL FIXED ASSETS	GENERAL LONG-TERM FUND	TOTAL
<b>ASSETS</b>						
Cash Unrestricted		275,485,769	1,068,409			276,554,178
Cash Restricted (State Rail)	11,400,000					11,400,000
Cash Restricted (City & County Bridge)		38,550,051				38,550,051
Receivables:						
Federal		85,489,292				85,489,292
Local Governments		1,901,997				1,901,997
Due From Other Funds/Agencies - HUT		39,993,207	2,646			39,995,853
Other		1,282,373				1,282,373
Allowance For Doubtful Accounts		(397,927)				(397,927)
Inventories		10,618,694	290,493			10,909,187
Prepaid Expenses		111,322				111,322
Land				9,033,959		9,033,959
Buildings				48,828,533		48,828,533
Equipment			1,069,515	175,319,017		176,388,532
Accumulated Depreciation			(569,613)			(569,613)
Other Long-Term Assets		13,523,056				13,523,056
Amount To Be Provided For Long-Term Debt					19,211,433	19,211,433
<b>TOTAL ASSETS</b>	<b>11,400,000</b>	<b>466,557,834</b>	<b>1,861,450</b>	<b>233,181,509</b>	<b>19,211,433</b>	<b>732,212,226</b>

*This statement, as well as the accompanying footnotes, are for management information and department use only*

**COLORADO DEPARTMENT OF TRANSPORTATION  
 COMBINED BALANCE SHEET - ALL FUND TYPES AND ACCOUNT GROUPS  
 FOR THE PERIOD ENDING JUNE 30, 1998  
 (UNAUDITED)**

	GENERAL FUND	SPECIAL REVENUE FUNDS	INTERNAL SERVICE FUND	GENERAL FIXED ASSETS	GENERAL LONG-TERM FUND	TOTAL
<b>LIABILITIES AND FUND BALANCE</b>						
Current Liabilities:						
Accounts Payable		79,997,267	81,016			80,078,283
Retainage Payable		6,780,362				6,780,362
Payroll Liabilities		252,934				252,934
Due To Federal Government						
Due To Special District		10,000,000				10,000,000
Due To Other Funds		291,296				291,296
Deferred Revenue		7,770,616				7,770,616
Long Term Liabilities:						
Compensated Absences and Local Government					19,211,433	19,211,433
<b>TOTAL LIABILITIES</b>		105,092,475	81,016		19,211,433	124,384,924
Fund Equity:						
Contributed Capital			1,105,887			1,105,887
Investment in General Fixed Assets				233,181,509		233,181,509
Retained Earnings			674,547			674,547
Fund Balances:						
Reserve For Inventory		10,618,694				10,618,694
Reserve For Bridge Projects		38,194,827				38,194,827
Reserve For State Rail	11,400,000					11,400,000
Reserve For Emergencies		2,000,000				2,000,000
Reserve For E470 Project		12,000,000				12,000,000
Reserve For Department Share of Construction Commitments		298,651,838				298,651,838
<b>TOTAL FUND BALANCE</b>	11,400,000	361,465,359	1,780,434	233,181,509		607,827,302
<b>TOTAL LIABILITIES, RESERVES &amp; FUND BALANCE</b>	11,400,000	466,557,834	1,861,450	233,181,509	19,211,433	732,212,226

*This statement, as well as the accompanying footnotes, are for management information and department use only*

COLORADO DEPARTMENT OF TRANSPORTATION  
STATEMENT OF REVENUES, EXPENDITURES  
AND CHANGE IN FUND BALANCE  
FOR THE PERIOD ENDING JUNE 30, 1998  
(UNAUDITED)

**REVENUES**

Federal	264,313,637
Highway Users Tax	356,788,252
Sales Tax	153,082,927
Bridge Fund (Local Share)	3,120,572
Local Government & Other Entities	19,308,464
General Funds: Capital Construction/Gaming/Rail	87,884,631
Aviation Revenues	10,547,042
Other Revenues	20,563,521

TOTAL REVENUES	915,609,046
----------------	-------------

**EXPENDITURES**

Construction:	
Federal Aid Projects	316,442,153
State Projects	219,047,649
Local Government & Other Entities	54,913,956
Maintenance & Operations:	
Departmental Administration	18,745,797
Property & Equipment	19,939,311
Program Engineering	4,373,576
District Maintenance	130,454,120
Maintenance Projects	12,499,413
Payroll Load	(5,762,399)
Transportation Planning	14,584,135
Transportation Safety	4,457,187
Aviation	11,112,822

TOTAL EXPENDITURES	800,807,720
--------------------	-------------

<b>EXCESS OF REVENUES OVER EXPENDITURES</b>	<b>114,801,326</b>
---	--------------------

Intradepartmental Transfers	1,092,232
-----------------------------	-----------

<b>FUND BALANCE - JULY 1, 1997</b>	<b>245,571,801</b>
------------------------------------	--------------------

<b>FUND BALANCE - JUNE 30, 1998</b>	<b>361,465,359</b>
-------------------------------------	--------------------

*This statement, as well as the accompanying footnotes, are for management information and department use only*

COLORADO DEPARTMENT OF TRANSPORTATION  
STATEMENT OF REVENUES, EXPENSES  
AND CHANGE IN RETAINED EARNINGS  
ALL PROPRIETARY FUND TYPES  
FOR THE PERIOD ENDING JUNE 30, 1998  
(UNAUDITED)

**OPERATING REVENUES**

Charges For Service	3,129,052
Interest Income	39,985
<b>TOTAL OPERATING REVENUE</b>	<u>3,169,037</u>

**OPERATING EXPENSES**

Operating Costs	2,642,206
Depreciation	50,637
<b>TOTAL OPERATING EXPENSES</b>	<u>2,692,843</u>

OPERATING INCOME	476,194
------------------	---------

Operating Transfers Out - Interest	39,985
------------------------------------	--------

<b>NET INCOME/CHANGES IN RETAINED EARNINGS</b>	<u>436,209</u>
--	----------------

**OTHER CHANGES IN FUND EQUITY**

Contributed Capital	113,813
Transfers Out - Equipment	36,372

<b>NET CHANGE IN FUND EQUITY</b>	<u><u>513,650</u></u>
----------------------------------	-----------------------

EQUITY	RETAINED EARNINGS	CONTRIBUTED CAPITAL	TOTAL
July 1, 1997	238,338	992,074	1,230,412
Net Change In Equity	436,209	113,813	550,022
June 30, 1998	<u>674,547</u>	<u>1,105,887</u>	<u>1,780,434</u>

*This statement, as well as the accompanying footnotes, are for management information and department use only*

COLORADO DEPARTMENT OF TRANSPORTATION  
 STATEMENT OF CHANGES IN FINANCIAL POSITION  
 ALL PROPRIETARY FUND TYPES  
 INTERNAL SERVICE FUND  
 FOR THE PERIOD ENDING JUNE 30, 1998  
 (UNAUDITED)

**SOURCES OF WORKING CAPITAL**

Net Income	436,209
Interest Earned - Cash On Deposit	39,985
Depreciation	50,638
Contributed Capital	<u>113,813</u>
<b>TOTAL SOURCES OF WORKING CAPITAL</b>	<b>640,645</b>

**USES OF WORKING CAPITAL**

Transfer To Special Revenue Fund	39,985
Booking of Accumulated Depreciation	<u>113,813</u>
<b>TOTAL OPERATING EXPENSES</b>	<b>153,798</b>

<b>INCREASE (DECREASE) IN WORKING CAPITAL</b>	<b><u><u>486,847</u></u></b>
---	------------------------------

**CHANGES IN COMPONENTS OF WORKING CAPITAL**

<b>INCREASE (DECREASE) IN CURRENT ASSETS</b>	
Cash	467,748
Inventory	(53,121)
Accounts Receivable	<u>2,162</u>

<b>TOTAL INCREASE IN CURRENT ASSETS</b>	<b>416,789</b>
---	----------------

<b>INCREASE (DECREASE) IN CURRENT LIABILITIES</b>	
Accounts Payable	70,058

<b>INCREASE (DECREASE) IN WORKING CAPITAL</b>	<b><u><u>486,847</u></u></b>
---	------------------------------

*This statement, as well as the accompanying footnotes, are for management information and department use only*



COLORADO DEPARTMENT OF TRANSPORTATION  
SCHEDULE OF DIRECT FEDERAL GRANT ACTIVITY  
U.S. DEPARTMENT OF TRANSPORTATION GRANTS  
FISCAL YEAR ENDED JUNE 30, 1998

CFDA PROGRAM NUMBER	GRANT TITLE	FUND	GRANT NUMBER	ACCRUED (DEFERRED) REVENUES 6/30/97	CASH RECEIPTS	ADJUSTING ENTRIES	EXPENDITURES				ACCRUED (DEFERRED) REVENUES 6/30/98
							DIRECT EXPENDITURES	PASSED THROUGH	TOTAL		
20	6000	NHTSA NOTICE 464	400	97NHTSA402AD	\$747,373	\$1,866,879	-	\$223,767	\$1,602,782	\$1,826,549	\$787,043
20	6000	DTHN2292Y07042	400	2292Y07042	8,550	40,667	-	49,337	-	49,337	17,220
20	6000	DTNH97G05267	400	DTNH97G05267			-	37,240	-	37,240	37,240
20	6010	NHTSA NOTICE 464	400	97NHTSA408AL	114,027	265,838	-	151,811	-	151,811	-
20	6010	NHTSA NOTICE 464	400	98NHTSA408AL	-	-	-	29	-	29	29
20	6010	NHTSA NOTICE 464	400	97NHTSA410AL	190,726	439,547	-	248,821	-	248,821	-
20	6010	NHTSA NOTICE 464	400	98NHTSA410AL	-	68,024	-	211,480	-	211,480	143,456
<b>Total National Highway Traffic Safety Administration</b>					<b>\$1,060,676</b>	<b>\$2,680,955</b>	<b>-</b>	<b>\$922,485</b>	<b>\$1,602,782</b>	<b>\$2,525,267</b>	<b>\$984,988</b>
20	3080	LRFA-CO-94(1)	400	LRFA-CO-94(1)	\$10,015	\$10,015	-	-	-	-	-
20	3080	LRFA-CO-96	400	LRFA-CO-96	4,229	18,441	-	14,212	-	14,212	-
<b>Total Federal Rail Administration</b>					<b>\$14,244</b>	<b>\$28,456</b>	<b>-</b>	<b>\$14,212</b>	<b>-</b>	<b>\$14,212</b>	<b>-</b>
20	5130	CO-16-0022	400	CO-16-0022	-	\$9,351	-	-	\$9,351	\$9,351	-
20	5130	CO-16-0023	400	CO-16-0023	(179)	47,953	-	-	48,132	48,132	-
20	5050	CO-80-X004	400	CO-80-X004	(27)	20,372	-	399	20,000	20,399	-
20	5130	CO-16-0024	400	CO-16-0024	1,233	46,577	-	-	45,344	45,344	-
20	5130	CO-16-0025	400	CO-16-0025	170,076	382,891	-	15,289	197,526	212,815	-
20	5050	CO-80-X005	400	CO-80-X005	9,694	527,640	-	45,652	472,621	518,273	327
20	5130	CO-16-0026	400	CO-16-0026	-	44,475	-	46,489	180,266	226,755	182,280
20	5050	CO-80-X006	400	CO-80-X006	-	11,239	-	14,837	-	14,837	3,598
20	5130	CO-16-0027	400	CO-16-0027	-	-	-	7,453	-	7,453	7,453
<b>Total Federal Transit Administration Section 16 &amp; 26(A)</b>					<b>\$180,797</b>	<b>\$1,090,498</b>	<b>-</b>	<b>\$130,119</b>	<b>\$973,240</b>	<b>\$1,103,359</b>	<b>\$193,658</b>

COLORADO DEPARTMENT OF TRANSPORTATION  
SCHEDULE OF DIRECT FEDERAL GRANT ACTIVITY  
U.S. DEPARTMENT OF TRANSPORTATION GRANTS  
FISCAL YEAR ENDED JUNE 30, 1998

CFDA PROGRAM NUMBER	GRANT TITLE	FUND	GRANT NUMBER	ACCRUED (DEFERRED) REVENUES 6/30/97	CASH RECEIPTS	ADJUSTING ENTRIES	EXPENDITURES			ACCRUED (DEFERRED) REVENUES 6/30/98	
							DIRECT EXPENDITURES	PASSED THROUGH	TOTAL		
20	5090	CO-18-X013	400	CO-18-X013	-	\$30,000	-	-	\$30,000	\$30,000	-
20	5090	CO-18-X014	400	CO-18-X014	139,603	81,647	-	42,867	(102,263)	(59,396)	(1,440)
20	5090	CO-18-X015	400	CO-18-X015	203,049	1,015,101	-	276,974	536,633	813,607	1,555
20	5090	CO-18-X016	400	CO-18-X016	-	319,802	-	174,730	248,572	423,302	103,500
20	5090	CO-18-X017	400	CO-18-X017	-	-	-	1,529	-	1,529	1,529
Total Federal Transit Administration Section 18					\$342,652	\$1,446,550	-	\$496,100	\$712,942	\$1,209,042	\$105,144
<b>Total Federal Transit Administration</b>					<b>\$523,449</b>	<b>\$2,537,048</b>	<b>-</b>	<b>\$626,219</b>	<b>\$1,686,182</b>	<b>\$2,312,401</b>	<b>\$298,802</b>
20	5150	7192TE18CO23	400	7192TE18CO23	(\$1,444)	-	-	\$1,897	-	\$1,897	\$453
20	5150	DTFH7197CO36	400	DTFH7197CO36	3,701	10,000	-	6,299	-	6,299	-
20	5150	DTFH7197CO37	400	DTFH7197CO37	-	-	-	147	-	147	147
<b>Total Demonstration Grants</b>					<b>\$2,257</b>	<b>\$10,000</b>	<b>-</b>	<b>\$8,343</b>	<b>-</b>	<b>\$8,343</b>	<b>\$600</b>
20	1060	NASAO-97	160	NASAO-97	\$6,321	\$13,846	-	\$7,525	-	\$7,525	-
20	1060	3-08-0000-SG	160	3-08-0000-SG	25,194	25,194	-	-	-	-	-
20	1060	3-08-0000-SH	160	3-08-0000-SH	89,350	121,594	4	32,240	-	32,240	-
20	1060	3-08-0000-SI	160	3-08-0000-SI	-	87,859	-	112,002	-	112,002	24,143
<b>Total Federal Aviation Grants</b>					<b>\$120,865</b>	<b>\$248,493</b>	<b>\$4</b>	<b>\$151,767</b>	<b>-</b>	<b>\$151,767</b>	<b>\$24,143</b>
20	2050		400	Title 23 of the US Code	\$51,515,845	\$226,910,526	-	\$222,202,710	\$27,718,060	\$249,920,770	\$74,526,089
<b>Total Title 23 Of The U.S Code</b>					<b>\$51,515,845</b>	<b>\$226,910,526</b>	<b>-</b>	<b>\$222,202,710</b>	<b>\$27,718,060</b>	<b>\$249,920,770</b>	<b>\$74,526,089</b>
<b>GRAND TOTAL</b>					<b>\$53,237,336</b>	<b>\$232,415,478</b>	<b>\$4</b>	<b>\$223,925,736</b>	<b>\$31,007,024</b>	<b>\$254,932,760</b>	<b>\$75,834,622</b>

Cash Receipts are recorded per this schedule on a cash basis July 1, 1997 through June 30, 1998

**COLORADO  
DEPARTMENT  
OF  
TRANSPORTATION**

**NOTES  
TO  
FINANCIAL STATEMENTS**

**FOR FISCAL YEAR ENDING JUNE 30, 1998**

The Notes to the Financial Statements contain a summary of significant accounting policies and information considered necessary in assisting the reader to understand and interpret the accompanying financial statements.

## 1. SIGNIFICANT ACCOUNTING POLICIES

The accompanying financial statements reflect the financial activities of the Colorado Department of Transportation for the fiscal year ending June 30, 1998. The Department of Transportation is an agency and sub-entity of the State of Colorado. For reporting purposes and in conformance with the guidelines established by the Governmental Accounting Standards Board pertaining to oversight responsibilities, the State of Colorado is the primary reporting entity for State financial activities.

### A. BASIS OF PRESENTATION - FUND ACCOUNTING

The accounts of the Department of Transportation are organized on the basis of funds and account groups, each of which is considered a separate accounting entity. The operations of each fund are accounted for with a separate set of self-balancing accounts that comprise its assets, liabilities, fund equity, revenues, and expenditures or expenses as appropriate. The Department's resources are allocated to and accounted for in individual funds based upon the purposes for which they are to be spent and the means by which spending activities are controlled.

The accompanying financial statements include three fund types and two account groups. The fund types are grouped for financial reporting purposes into Governmental Fund Types, Proprietary Fund Types, and Fiduciary Fund Types. This grouping is in accordance with the basis of accounting used by the fund types. The fund types (and the generic funds included therein) and account groups are described below.

#### Governmental Fund Types

Special Revenue Funds - are the Department's principle operating funds. They are used to account for the proceeds of specific revenue sources (other than special assessments, expendable trusts, or major capital projects) that are legally restricted to specific expenditures. Revenues include: excise taxes on motor fuels, driver and vehicle registration fees, ton-mile taxes, aviation fuel taxes, and gasoline taxes. Expenditures are made primarily for the construction and maintenance of state highways and transportation related systems.

Beginning this year, a portion of Sales and Use taxes will be diverted to the Highway Users Trust Fund. The total transfer is estimated at \$830 million over 5 years.

General Funds - are used to account for resources that are not accounted for in an other fund. The following appropriations were made for Fiscal Year 1998:

House Bill 98-1395*	Purchase Towner Rail Line	10,400,000
Senate Bill 97- 37	Purchase Abandoned Rail ROW	1,000,000

\* A late bill effective FY98

### **Governmental Fund Types (continued)**

Capital Construction Funds - are used to finance additional transportation system improvements. Due to the long-term nature of these projects, capital construction appropriations are generally available for a period of three years or until the project's completion, whichever comes first. After three years, the Department must revert the remaining funds. No new appropriations were made for Fiscal Year 1998.

### **Proprietary Fund Types**

Internal Service Funds - are used to account for financing of goods or services provided by one department or one agency to other departments or agencies, on a cost-reimbursement basis. Depreciation has been recorded, when appropriate, over the estimated useful life of the asset using the straight-line method. The estimated useful life of equipment is 2 to 15 years. The Internal Service Fund includes Reproduction and the Sign Shop.

### **Fiduciary Fund Types**

Trust and Agency Funds - are use to account for assets held in trust for other entities, such as escrow accounts and contractor securities held in lieu of retainage.

### **General Fixed Assets Account Group**

The General Fixed Assets account group is a self-balancing set of accounts used to account for fixed assets used in governmental fund type operations. These include all land, buildings, and equipment except those of the Internal Service Fund.

All fixed assets are valued at historical cost or estimated historical cost if actual historical cost is not available. Donated fixed assets are valued at their estimated fair market value on the date donated. No depreciation has been provided on general fixed assets.

### **General Long-Term Debt Account Group**

The General Long-Term Debt account group is used to account for long-term liabilities expected to be financed from governmental fund types, such as employee leave obligations and loans to local entities.

### **Total Columns on Combined Statements**

Total columns on the combined statements are presented only to facilitate financial analysis. Data in these columns do not present financial position, results of operations, or changes in financial position in conformity with generally accepted accounting principles. Nor are they comparable to a consolidation. Interfund eliminations have not been made in the aggregation of this data.

## **B. BASIS OF ACCOUNTING**

Basis of accounting refers to when revenues and expenditures or expenses are recognized in the accounts and reported in the financial statements. Basis of accounting relates to the timing of the measurements made, regardless of the measurement focus applied.

Governmental fund types are reported on the modified accrual basis. Revenues are recognized when they are measurable and available to finance current expenditures. Expenditures are recognized on the modified accrual basis when:

- ✓ The amount can be objectively measured
- ✓ The goods have been delivered or title has passed to the State
- ✓ Service has been rendered

Proprietary funds and non-expendable trust funds are reported on an accrual basis. Their revenues are recognized when they are earned and their expenses, including depreciation, are recognized when they are incurred.

## **C. ENCUMBRANCES**

Encumbrance accounting, under which purchase orders and contracts for expenditure of monies are recorded in order to reserve that portion of the applicable appropriation, is employed as an extension of formal budgetary integration in the special revenue fund. Encumbrances outstanding at year-end are rolled forward into the subsequent year's operating budget.

At June 30, 1998 encumbrances of \$435,793,767 were rolled forward.

## **D. BUDGETS AND BUDGETARY ACCOUNTING**

The financial operations of the Department are primarily controlled by the approved budgets made by the State Transportation Commission. The budget is limited to the unrestricted funds held at the beginning of the year plus the revenues estimated to be generated during the year based on a cash basis projection, unless otherwise noted in their budget approval.

The budget defines the expenses of the Department primarily by category of expense or construction project with a 15% leeway. Budgets can be revised at any monthly commission meeting. The Legislative Joint Budget Committee controls the Department's Administration budget.

## E. CASH

The State Treasurer acts as the Department's bank. Interest earned on the Department of Transportation's cash accounts is credited to the respective accounts. Restricted cash accounts are held for use in City and County Bridge projects.

The Department of Transportation had \$325,685,001 on deposit with the State Treasurer at June 30, 1998.

Detailed information on the State Treasurer's pooled cash and investments is available from that office.

At year end, the Department also had \$148,725 on deposit with banks and savings and loans, of which all amounts were covered by federal insurance.

## F. RECEIVABLES AND PAYABLES

Federal Receivables at June 30, 1998 in the amount of \$85,489,292 represent expenditures made by the Department that will be reimbursed by the Federal Department of Transportation, a portion of which was still subject to federal approval.

Amounts Due from Other Agencies of \$39,995,853 in the Department's Special Revenue Fund primarily represents highway user taxes earned during fiscal year 1998 but collected subsequent to June 30<sup>th</sup>.

## G. INVENTORIES

The Department's consumable inventories consist primarily of items such as: sand, gravel, signs, maintenance repair parts, and gasoline.

SPECIAL REVENUE FUND		INTERNAL SERVICE FUND	
Storeroom/Stockpiles	10,547,447	Storeroom/Stockpiles	290,493
Fuels	71,247		
TOTAL	<u>10,618,694</u>	TOTAL	<u>290,493</u>

*Inventories are stated at cost using the moving average*

## H. LONG TERM ASSETS

Long term assets are acquired with the intention of holding them for an extended period of time. They are not expected to be converted to cash or sold within one year.

Other Long Term Assets of \$13,523,056 includes a \$12,000,000 long-term loan to the E-470 Authority.

## I. DEFERRED REVENUE

Revenues received in advance for projects, grants, and annual permits are recorded as deferred until such time as expenditures are incurred, or the annual permit period has expired.

## J. FUND EQUITY

The fund balance of the Special Revenue Fund is made up of reserved and unreserved amounts. Reserved amounts are provided by statute, contract, or construction commitments. Those amounts left unreserved represent that portion of the Fund Equity (net assets less liabilities) available for future use in construction and operations of the Department.

## 2. OTHER ACCOUNTING DISCLOSURES

### A. GENERAL FIXED ASSETS

The Department's policy is to capitalize items having at least a useful life of two years and a cost of \$1,000 or more.

A summary of changes in general fixed assets for fiscal year 1998 follows:

	BEGINNING BALANCE	ADDITIONS	DELETIONS	ENDING BALANCE
LAND & IMPROVEMENTS	6,323,240	2,713,719	3,000	9,033,959
BLDGS & IMPROVEMENTS	45,902,915	5,857,410	2,931,792	48,828,533
EQUIP - ROAD	129,958,549	9,216,945	4,245,741	134,929,753
EQUIP - OTHER	37,944,857	4,322,759	1,878,352	40,389,264
TOTAL	220,129,561	22,110,833	9,058,885	233,181,509

### B. PROPRIETARY FUND FIXED ASSETS

A summary of proprietary fund fixed assets for fiscal year 1998 follows:

	BEGINNING BALANCE	ADDITIONS	DELETIONS	ENDING BALANCE
EQUIP - ROAD	12,878	-0-	-0-	12,878
EQUIP - OTHER	979,196	113,813	36,372	1,056,637
TOTAL	992,074	113,813	36,372	1,069,515
Less ACCUMULATED DEPRECIATION	555,347			569,613
NET ASSETS	436,727			499,902



### NOTE 3. COMMITMENTS AND CONTINGENCIES

#### A. LEASE COMMITMENTS

The Department enters into lease or rental agreements for the use of buildings and equipment. All leases contain clauses indicating that continuation of the lease is contingent upon funding by the legislature.

Future minimum payments at June 30th under operating lease agreements are as follows:

FISCAL YEAR	AMOUNT
1999	899,560
2000	789,649
2001	634,433
2002	545,318
2003	484,574
2004 and Later	7,324
TOTAL FUTURE MINIMUM LEASE PAYMENTS	3,360,858

#### B. ACCUMULATED UNPAID LEAVE AND LOCAL LOANS

All employees in permanent positions earn and accrue sick leave at the rate of 20 hours per quarter, with a limit of 45 days additional accumulation after July 1, 1988. Employees are paid for one-fourth of their unused sick leave upon death or retirement.

Annual leave is earned at increasing rates based on employment service longevity. In no event can more than 42 days of annual leave be carried into the subsequent fiscal year. Employees are paid 100% of their annual leave upon leaving state service.

The Long-Term Debt Account Group includes estimated compensated absence liabilities in the amount of \$16,211,433 and \$3,000,000 for loans from local entities.

#### C. CONTINGENCIES

There are various claims and litigation pending, incidental to the operations of the Department of Transportation. A report of significant pending litigation and claims prepared by the Colorado Attorney General's Office is available from the Department's Controller. In the opinion of the Department's management, liability arising from these claims, if any, would not have a material effect on the accompanying financial statements. The Department of Transportation enters into various grant and contract agreements with the Federal government and other parties. These agreements generally provide for audits of the transactions pertaining to the agreements with the Department being liable to those parties for any disallowed expenditure. It is believed that any such adjustments will not be significant in amount.

#### **D. ORGANIZATIONAL CHANGES**

Due to retirements and promotions, there were many changes in management positions during fiscal year 1998:

The Department no longer has two Chief Engineers. Responsibilities are now divided between the remaining Chief Engineer, a new Deputy Chief Engineer, and a new Director of Staff Services.

New Regional Transportation Directors were selected for Aurora, Grand Junction, Greeley, and Durango. A new Director for Pueblo will be appointed in fiscal year 1999.

Directors of the Office of Financial Management and Budget and the Division of Aeronautics were also appointed.

A new member representing the Denver area was appointed to the Transportation Commission and two new members joined the Colorado Aeronautical Board.

Other activities include:

Development of a Maintenance Training Academy

Continuing training and implementation of "Colorado Peak Performance" – a performance-based pay system


#### **NOTE 4. PENSION COSTS**

The Public Employees' Retirement Association (PERA) is a statewide retirement association established under the authority of Title 24, Article 51, CRS 1973 Revised, which administers a defined benefit plan for public employees. Substantially all employees of the Department of Transportation are required to participate in this retirement program. The Department's legal obligation is limited to the amounts paid into the association. The contributory percentages of participant salaries provided by the State and the participants are currently 11.5% and 8.0% respectively as required by statute and current actuarial estimates. However, in Fiscal year 1999, the State share will decrease to 11.4%.



# STATISTICS





EO

**Expenditures By Object  
June/FINAL,1998**

Data Refresh Date: 01-Aug-98  
Effective Date: 30-Jun-98

<u>Object</u>	<u>Description</u>	----- Projects -----			----- Maintenance and Operations -----			
		<u>Total</u>	<u>Construction</u>	<u>Other</u>	<u>Personal</u>	<u>Operating</u>	<u>Travel</u>	<u>Capital</u>
1110		-7	0	0	-7	0	0	0
1110	1 REGULAR SALARIES ADMIN	8,784,551	-156	540,293	8,244,414	0	0	0
1110	2 TEMPORARY SALARIES ADMIN	75,997	0	11,759	64,238	0	0	0
1110	3 S/D 4-11 REG. ADMIN	25,884	0	0	25,884	0	0	0
1110	4 REGULAR OVERTIME ADMIN	44,850	0	6,443	38,407	0	0	0
1110	5 SHIFT DIFF OT 4-11 REG. ADMIN	972	0	0	972	0	0	0
1110	6 ADMINISTRATIVE LEAVE ADMIN	42,349	0	2,134	40,215	0	0	0
1110	7 FUNERAL LEAVE ADMIN	24,795	0	879	23,916	0	0	0
1110	9 JURY DUTY LEAVE ADMIN	2,833	0	381	2,452	0	0	0
1110	A ANNUAL LEAVE ADMIN	748,707	0	33,630	715,078	0	0	0
1110	B SHIFT DIFF 4-11 TEMP. ADM	687	0	0	687	0	0	0
1110	D TEMPORARY OVERTIME ADM	11,216	0	11,151	65	0	0	0
1110	E SHIFT DIFF. 11-6 REGULAR ADM	6,915	0	0	6,915	0	0	0
1110	F SHIFT DIFF. 11-6 OT REG. ADM	1,754	0	0	1,754	0	0	0
1110	M MILITARY LEAVE ADM	3,526	0	0	3,526	0	0	0
1110	S SICK LEAVE ADMIN	463,463	0	16,975	446,488	0	0	0
1110	T HOLIDAY LEAVE ADMIN	382,522	0	22,296	360,226	0	0	0
1110	X OVERTIME PD @ REG RATE	2,744	0	0	2,744	0	0	0
1110	Y OVERTIME SH2 PD @ REG RATE	267	0	0	267	0	0	0
1110	Z OVERTIME SH3 PD @ REG RATE	250	0	0	250	0	0	0
1300	1 REIMB OF EXPNDTRES - PERS SVC	-1,228,294	0	0	-1,228,294	0	0	0
1300	2 R E INDIRECT COSTS	10,005,433	0	0	10,005,433	0	0	0
1511		1,075	0	0	1,075	0	0	0
1511	1 HEALTH INSURANCE	443,968	0	24,758	419,210	0	0	0
1512		13	0	0	13	0	0	0
1512	1 LIFE INSURANCE	6,699	0	358	6,341	0	0	0

EO

Expenditures By Object  
June/FINAL,1998

Object	Description	Total	----- Projects -----		----- Maintenance and Operations -----			
			Construction	Other	Personal	Operating	Travel	Capital
1513		53	0	0	53	0	0	0
1513	1 SHORT TERM DISABILITY	21,262	0	1,284	19,978	0	0	0
1520		235	0	0	235	0	0	0
1520	1 MEDICARE	55,925	0	2,872	53,053	0	0	0
1522	1 RETIREMENT CONTRIBUTION	1,152,294	0	68,995	1,083,299	0	0	0
1533	1 WORKMENS COMP INS	3,916,162	0	0	3,916,162	0	0	0
1620	1 MEDICARE CONTRIBUTIONS	102	0	0	102	0	0	0
1890	1 REGULAR SALARIES	125,330,638	22,923,801	8,335,452	94,071,385	0	0	0
1890	2 TEMPORARY SALARIES	2,646,410	413,509	106,004	2,126,897	0	0	0
1890	3 SHIFT DIFF. 4-11 REG.	156,702	284	230	156,188	0	0	0
1890	4 REGULAR OVERTIME	2,787,739	172,882	34,426	2,580,430	0	0	0
1890	5 SHIFT DIFF OT 4-11 REG.	724,625	4,194	297	720,134	0	0	0
1890	6 ADMINISTRATIVE LEAVE	692,743	0	25,403	667,340	0	0	0
1890	7 FUNERAL LEAVE	322,394	0	8,956	313,437	0	0	0
1890	8 INJURY LEAVE	36,733	0	0	36,733	0	0	0
1890	9 JURY DUTY LEAVE	64,110	0	2,410	61,699	0	0	0
1890	B SHIFT DIFF 4-11 TEMP.	19,480	2	0	19,478	0	0	0
1890	C SHIFT DIFF. 4-11 OT TEMP.	23,873	209	0	23,664	0	0	0
1890	D TEMPORARY OVERTIME	173,352	11,599	5,855	155,899	0	0	0
1890	E SHIFT DIFF. 11-6 REGULAR	303,511	3,568	1,036	298,908	0	0	0
1890	F SHIFT DIFF. 11-6 OT REG.	1,126,616	12,804	55	1,113,757	0	0	0
1890	G SHIFT DIFF. 11-6 TEMP.	28,920	0	0	28,920	0	0	0
1890	H SHIFT DIFF. 11-6 OT TEMP.	35,027	0	0	35,027	0	0	0
1890	M MILITARY LEAVE	48,507	0	0	48,507	0	0	0
1890	X OVERTIME PD @ REG RATE	-57,046	197	74	-57,317	0	0	0
1890	Y OVERTIME SH2 PD @ REG RATE	13	0	0	13	0	0	0
1890	Z OVERTIME SH3 PD @ REG RATE	22	0	0	22	0	0	0
1930	1 TEMPORARY EMPLOYMENT SERVICES	118,583	0	5,316	113,267	0	0	0
2110	1 SEWER	366,206	127,638	1,059	0	237,509	0	0
2110	2 WATER	161,686	60,429	180	0	101,077	0	0
2150	1 LAUNDRY SERVICE	238,925	0	0	0	238,925	0	0
2170	1 HAZARDOUS MATERIALS FEE	7,517	0	1	0	7,516	0	0
2170	2 HAZARDOUS MATERIALS REMOVAL	26,740	0	14,181	0	12,559	0	0

EO

Expenditures By Object  
June/FINAL,1998

Object	Description	Total	----- Projects -----		----- Maintenance and Operations -----			
			Construction	Other	Personal	Operating	Travel	Capital
2220	1 BUILD MAINT REPAIRS & ALTERS	2,824,872	0	2,423,618	0	401,254	0	0
2230		11	0	0	0	11	0	0
2230	1 EQUIP MAINT/REPAIR-NONVEHICLE	896,164	0	673,960	0	222,204	0	0
2231	1 ADP EQ MTC/REPAIR SVCE	6,086	0	0	0	6,086	0	0
2232	1 SOFTWARE MTCE/UPGRADE	797,238	294	699,135	0	97,809	0	0
2240	1 SERV & REPAIR LABOR - INHOUSE	5,340	0	0	0	5,340	0	0
2240	2 SERV & REPAIR-COMMERCIAL GARGE	364,856	0	2,772	0	362,084	0	0
2250	3 ROAD EQUIP DEPRECIATION	748	-1,994	113,325	0	-110,583	0	0
2250	4 ROAD EQUIP RENTAL SURCHARGE	0	-0	0	0	0	0	0
2250	6 ROAD EQUIPMENT USAGE (N)	-1	-8	6	0	2	0	0
2250	8 OTHER EQUIPMENT-DEPRECIATION	50,058	0	0	0	50,058	0	0
2250	9 SUR-CHARGE OTHER EQUIPMENT	4	0	0	0	4	0	0
2251		4,247	0	0	0	4,247	0	0
2251	1 MOTOR POOL VEHICLE	38,936	5,230	2,456	0	31,251	0	0
2251	3 ST FLEET FIXED RATE CHARGE	1,890,039	0	3,093	0	1,886,946	0	0
2252		2,029	0	0	0	2,029	0	0
2252	1 ST FLEET MGT CHG NONPARTIC.	1,302,564	0	2,981	0	1,299,583	0	0
2253	1 RENT OF EQUIP-NOT STATE OWNED	1,239,680	128,570	120,842	0	990,268	0	0
2254	1 RENT RD EQUIP-NOT STATE OWNED	211,686	6,303	0	0	205,384	0	0
2255	1 RENT OF BUILDINGS/GROUNDS	855,388	2,380	143,889	0	709,119	0	0
2258	1 RENT OF PARKING SPACES	1,905	0	710	0	1,195	0	0
2259	1 PARKING FEE REIMBURSEMENT	2,126	29	192	0	1,905	0	0
2311	1 CONSTRUCTION CONTRACT PAYMENT	364,872,035	364,140,020	523,583	0	208,432	0	0
2311	2 CONTRACTOR RETAINAGE	360,760	109,555	252,231	0	-1,026	0	0
2312	1 CONSULT & PROFESSIONAL SVCES	92,546,614	66,670,959	21,976,659	0	3,898,996	0	0
2312	2 CONSULTANT RETAINAGE	1,532,362	1,403,074	127,163	0	2,125	0	0
2312	4 ESB FIRST-TIME REIMB-CONSULTNT	169	0	0	0	169	0	0
2312	7 ESB BONDING - CONSULTANT	9,954	0	0	0	9,954	0	0
2510		86	0	0	0	0	86	0
2510	1 IN STATE TRAVEL	1,106,744	132,893	145,079	0	0	828,771.43	0
2511		911	0	0	0	0	910.58	0
2511	1 INSTATE AIR	39,719	6,255	11,830	0	0	21,634.03	0
2513	1 IN STATE PRIV VEH/2 WHEEL	16,742	9	8,493	0	0	8,239.12	0



EO

Expenditures By Object  
June/FINAL,1998

Object	Description	Total	----- Projects -----		----- Maintenance and Operations -----			
			Construction	Other	Personal	Operating	Travel	Capital
2513	2 IN STATE PRIV VEH/2 WHEEL	10,982	194	3,237	0	0	7,550.97	0
2514	1 AIRCRAFT POOL USAGE	1,351	0	0	0	0	1,351.27	0
2520	1 IN-STATE TRAVEL NON/EMPL	36,231	0	2,617	0	0	33,614.01	0
2521	1 IN-STATE NON EMPL/AIRFARE	3,280	0	882	0	0	2,398.32	0
2522	1 IN-STATE NON/EMPL PER DIEM	15,280	0	9,725	0	0	5,554.93	0
2523	1 IN-ST NON/EMP PR/VEH/2 WHL	12,509	0	1,530	0	0	10,979.44	0
2530	1 OUT OF STATE TRAVEL	174,333	1,396	30,871	0	0	142,064.88	0
2531	1 OUT OF STATE AIRFARE	46,541	344	6,447	0	0	39,750.24	0
2533	1 O/ST PRIVATE VEH/2 WHEEL	1,732	0	118	0	0	1,613.9	0
2540	1 OUT OF STATE TRAVEL NON/EMPL	42,681	512	39,474	0	0	2,694.96	0
2541	1 OUT OF STATE AIRFARE NON/EMPL	13,555	1,102	11,603	0	0	850.5	0
2542	1 OUT OF STATE PER DIEM NON/EMPL	10,535	0	8,940	0	0	1,594.6	0
2543	1 O/ST VEHICLE NON/EMPL/2 WHEEL	322	0	102	0	0	219.1	0
2610	1 ADVERTISING	194,446	70,597	38,818	0	85,030	0	0
2611	1 PUBLIC RELATIONS	1,311	0	0	0	1,311	0	0
2630		904	0	0	0	904	0	0
2630	1 TELEPHONE-SNS	1,275,551	1,355	164,267	0	1,109,929	0	0
2630	2 COMM SVCS FROM DIV OF TELECOM	211,586	154	18,780	0	192,652	0	0
2631	1 COMM SVCS FROM OUTSIDE SOURCE	221,724	0	97,149	0	124,575	0	0
2631	2 COMM SVCS FROM OUTSIDE SOURCE	5,890	0	25	0	5,865	0	0
2640	1 CENTRAL ADP CHARGES	123	0	0	0	123	0	0
2641		9,299	0	0	0	9,299	0	0
2641	1 DATA PROCESSING SERVICES	24,677	0	43,411	0	-18,734	0	0
2641	9 DIS ALLOC	-215	-668	322	0	131	0	0
2660	1 GENERAL INSURANCE	2,078,661	0	0	0	2,078,661	0	0
2680		-23,000	0	-23,000	0	0	0	0
2680	1 MANLS-SPECS-ETC (REPRO COSTS)	452,322	52,618	103,065	0	296,638	0	0
2680	2 MAP REPRODUCTION	35,864	2,117	35,669	0	-1,922	0	0
2680	3 RPTS BULTNS&FORMS(REPRO COSTS)	217,278	11,007	36,374	0	169,896	0	0
2680	4 ROW & CONSTR. PLANS & SPECS.	368,003	345,349	2,802	0	19,851	0	0
2680	5 PHOTOGRAPHS (REPRO)	539	103	0	0	436	0	0
2681	1 PHOTOCOPY REIMBURSEMENT	582	100	0	0	482	0	0
2690	1 LEGAL SERVICES	820,066	470,994	12,350	0	336,722	0	0

EO

Expenditures By Object  
June/FINAL,1998

Object	Description	Total	----- Projects -----			----- Maintenance and Operations -----			
			Construction	Other	Personal	Operating	Travel	Capital	
2710	1 PHYSICAL EXAMS.	95,344	-11,435	3,540	0	103,239	0	0	
2810	1 FREIGHT & EXPRESS CHARGES	210,199	20,027	4,977	0	185,194	0	0	
2830	1 OFFICE MOVING-PUR SERV	515	0	0	0	515	0	0	
3110		181	181	0	0	0	0	0	
3110	1 UNIFORMS	203,853	6,303	7,287	0	190,263	0	0	
3110	2 SUPPLIES (DRILLING)	33,003	10,058	9,419	0	13,526	0	0	
3110	3 SUPPLIES (OTHER THAN OFFICE)	1,448,040	90,507	250,544	0	1,106,988	0	0	
3112	1 ANTIFREEZE	41,599	0	2,054	0	39,545	0	0	
3112	2 OILS & LUBRICANTS	175,951	0	0	0	175,951	0	0	
3112	3 PARTS & ACCESSORIES-OUTSD VEND	4,045,738	3	2,201	0	4,043,534	0	0	
3112	4 PARTS & ACCESSORIES - INHOUSE	604,422	0	0	0	604,422	0	0	
3112	5 TIRES TUBES CHAINS	710,157	0	0	0	710,157	0	0	
3112	6 SUPPLIES AUTOMOTIVE	694,799	0	712	0	694,087	0	0	
3112	7 PAINT (EQUIPMENT)	21,090	0	0	0	21,090	0	0	
3114	1 CUSTODIAL & LAUNDRY SUPPLIES	124,193	0	0	0	124,193	0	0	
3115	1 DATA PROCESSING SUPPLIES	357,305	268	108,102	0	248,935	0	0	
3116	1 PURCHASED SOFTWARE	628,691	460	477,317	0	150,915	0	0	
3117	1 EDUCATION & TRAINING SUPPLIES	290,783	0	241,946	0	48,837	0	0	
3119	1 LABORATORY/RESRCH SUPPLY (MED)	8,893	0	0	0	8,893	0	0	
3120	1 NEWSPAPERS & PUBLICATION PURCH	148,338	8,702	24,344	0	115,292	0	0	
3121	1 OFFICE SUPPLIES	1,289,260	2,415	93,717	0	1,193,128	0	0	
3122	1 PHOTOGRAPHS & PHOTO SUPPLIES	114,425	15,669	3,041	0	95,716	0	0	
3123	1 POSTAGE	262,618	11,218	44,276	0	207,124	0	0	
3124	1 PRINTING AND COPY SUPPLIES	15,259	132	0	0	15,127	0	0	
3126	1 BUILD MAINT SUPPLIES & MATLS	805,952	22,725	95,506	0	687,721	0	0	
3127	1 LANDSCAPEING MATERIAL	295,298	86,539	360	0	208,399	0	0	
3127	2 LITTER CONTROL SUPPLIES	306,333	20,349	6,350	0	279,635	0	0	
3127	3 PAVEMENT MARKING	3,020,180	26,199	39,173	0	2,954,809	0	0	
3127	4 TRAFFIC SIGNS & MATERIALS	3,462,405	220,793	106,507	0	3,135,105	0	0	
3127	5 WEED KILLERS & STERILANTS	631,690	0	153,528	0	478,162	0	0	
3127	6 ICE CONTROL ABRASIVES	6,158,922	0	260,445	0	5,898,477	0	0	
3127	7 ROAD BUILDING MATERIALS	8,841,771	2,682,311	415,500	0	5,743,960	0	0	
3127	8 ROAD BUILD MATLS FROM SAL/SUR	-769	40	0	0	-809	0	0	

EO

**Expenditures By Object  
June/FINAL,1998**

<u>Object</u>	<u>Description</u>	<u>Total</u>	<u>Projects</u>		<u>Maintenance and Operations</u>			
			<u>Construction</u>	<u>Other</u>	<u>Personal</u>	<u>Operating</u>	<u>Travel</u>	<u>Capital</u>
3127	9 ROAD OIL,LQD ASPHALT & ADTVS	7,946,948	2,778,898	0	0	5,168,050	0	0
3127	A INVENTORY ADJUSTMENTS	-71,692	0	0	0	-71,692	0	0
3127	F SAFETY MATERIALS & SUPPLIES	911,626	4,026	10,505	0	897,095	0	0
3127	G GRADER & SNOW PLOW BLADES	890,130	0	0	0	890,130	0	0
3127	L HWY LIGHT FACS - INST & REPAIR	238,988	74,020	0	0	164,967	0	0
3127	M SUPPLIES MTCE (NOT OFFICE)	320,195	2,521	151,237	0	166,437	0	0
3127	S SALT/LIQUID DEICERS	1,294,508	274	208,210	0	1,086,024	0	0
3127	T TRAFFIC SIGNALS & EQUIPMENT	1,445,446	653,923	148,082	0	643,442	0	0
3128		685	0	0	0	685	0	0
3128	1 EXPENDABLE EQUIP PURCHASES	2,735,007	86,410	949,626	0	1,698,970	0	0
3130	1 LABORATRY/RESRCH SUPPLY NONME	86,934	0	-983	0	87,917	0	0
3920	1 PROPANE FOR BLDG HEAT	157,229	0	163	0	157,066	0	0
3920	2 PROPANE FOR ROAD BLDG	72,650	0	0	0	72,650	0	0
3940	1 LIGHT & POWER	3,195,608	934	2,902	0	3,191,773	0	0
3940	2 HWY LIGHT FACS - UTILITIES	1,001,168	0	3,553	0	997,615	0	0
3950		108	0	0	0	108	0	0
3950	1 DIESEL FUEL	2,497,447	4,759	22,054	0	2,470,634	0	0
3950	2 GASOLINE	405,573	712	1,115	0	403,746	0	0
3960	1 OIL - HEATING	690	437	0	0	253	0	0
3970	1 NATURAL GAS	715,975	330	3,280	0	712,365	0	0
4100		-14,286,547	0	0	0	-14,286,547	0	0
4100	1 REIMB OF EXPNDITURES - OPERATI	-842,521	-1,382	-33,191	0	-807,948	0	0
4100	2 REIMB OF EXPENDITURES - TRAVEL	-1,338	0	-1,712	0	374	0	0
4100	3 REFUND OF SALES TAX	890	0	1,032	0	-142	0	0
4100	4 BLDGS-GROUNDS RENT RECOVERIES	279	-40	0	0	320	0	0
4100	6 R E /INDIRECT-TRAVEL	174,156	0	0	0	174,156	0	0
4100	7 CENTRAL LAB TESTS	790,527	1,112,199	12,711	0	-334,382	0	0
4100	8 ALLOCATED BUILDING MAINTENANCE	51,971	423	-49,454	0	101,002	0	0
4100	A INDIR COST ALLOCATION-NON PAR	4,528,608	13,466,498	96,177	0	-9,034,067	0	0
4100	B INDIR COST ALLOCATION-ELIGIBLE	192,312	3,720,581	30,968	0	-3,559,238	0	0
4100	T INDIR COST TRNG	0	0	-889,902	0	889,902	0	0
4110	1 COURT COSTS JUDGEMENTS ETC.	212,605	174,295	295	0	38,015	0	0
4110	3 DAMAGE CLAIMS	-709,342	0	-561,971	0	-147,370	0	0

EO

Expenditures By Object  
June/FINAL,1998

Object	Description	Total	----- Projects -----		----- Maintenance and Operations -----			
			Construction	Other	Personal	Operating	Travel	Capital
4110	4 LOSSES (THEFT)	1,614	0	0	0	1,614	0	0
4115	1 JUDGEMENTS EMPLOYEE (1099)	15,000	0	0	0	15,000	0	0
4140		50	0	50	0	0	0	0
4140	1 MEMBERSHIP/DUES	400,248	0	220,500	0	179,748	0	0
4150	1 INTEREST	2,687	48	0	0	2,640	0	0
4170	1 SIGN REFUNDS	-7,046	0	-5,170	0	-1,876	0	0
4170	2 MISC FEES/LICENSE	27,907	15,797	0	0	12,110	0	0
4170	3 CREDIT CARD FEES	79	0	79	0	0	0	0
4180	1 OFFICIAL FUNCTIONS	392,216	24,749	96,849	0	270,618	0	0
4210	1 ROW ACQUISITION & PURCHASE	24,623,285	24,513,654	109,539	0	92	0	0
4210	2 ROW RELOCATION PAYMENTS	1,225,837	1,225,837	0	0	0	0	0
4210	3 ROW COURT DEPOSITS	4,761,790	4,761,790	0	0	0	0	0
4210	4 ROW ADMIN FEE	72,900	72,900	0	0	0	0	0
4210	5 REIMB OF ROW ACQUISITION	-641,719	-641,719	0	0	0	0	0
4220	1 TUITION /REGISTRATION FEES	549,823	17,020	95,044	0	437,759	0	0
4221	1 OTHER EDUCATIONAL ASSISTANCE	30,594	0	0	0	30,594	0	0
4240	1 PERSONNEL MOVING	85,196	0	1,241	0	83,956	0	0
4301		0	0	0	0	0	0	0
5110	1 GRANTS IN AID - CITIES	22,929,956	1,000,000	16,448,442	0	5,481,513	0	0
5120	1 GRANTS IN AID - COUNTIES	12,809,980	0	11,656,436	0	1,153,544	0	0
5180	1 GRANTS IN AID - SPECIAL DIST	10,233,082	0	10,022,604	0	210,479	0	0
5180	2 GRANTS IN AID - OVERMATCH	-1,623	0	-1,623	0	0	0	0
5410	1 TRAF CONTL DEVICE MAINT AGRS	2,486,031	0	0	0	2,486,031	0	0
5410	2 HIGHWAY MAINT AGRS - CITIES	819,540	0	0	0	819,540	0	0
5420	1 HIGHWAY MAINT AGRS - COUNTIES	112,127	0	0	0	112,127	0	0
5510		10,000,000	0	0	0	10,000,000	0	0
5520		6,711,182	0	0	0	6,711,182	0	0
5771	1 GRANTS IN AID - STATE AGENCIES	751,515	0	738,636	0	12,879	0	0
6110	1 ADMIN MAINT&EQUIP DEPOTS(BLDG)	805,920	0	784,920	0	0	0	21,000
6110	2 BUILDING IMPROVEMENTS	232,438	84,170	69,511	0	0	0	78,757.51
6180	1 PROPERTY	862	0	0	0	0	0	862.2
6210	1 ADP EQUIPMENT	3,666,380	0	41,051	0	0	0	3,625,329.13
6230	1 HEAVY EQUIP F/MAINT & CONSTR	8,554,265	113,400	29,925	0	0	0	8,410,939.99

EO	Expenditures By Object June/FINAL,1998			Maintenance and Operations					
	Object	Description	Total	Construction	Other	Personal	Operating	Travel	Capital
6260	1	LABORATORY RESEARCH EQUIPMENT	268,545	0	0	0	0	0	268,544.5
6280			-113,813	0	0	0	0	0	-113,813
6280	1	ISF EXPEND OTHER EQUIPMENT	4,827	0	0	0	0	0	4,827.22
6280	2	ENGINEERING EQUIPMENT	253,018	0	0	0	0	0	253,017.99
6280	5	MISCELLANEOUS EQUIPMENT	536,802	0	89,820	0	0	0	446,981.75
6280	6	PHOTO EQUIP.PROJECTS,VIEWERS	38,131	0	0	0	0	0	38,130.72
6280	7	SHOP EQUIPMENT	80,052	0	0	0	0	0	80,052.36
7130	2	CDOT-INTER FUNDS TRANSFERS	88,735,788	0	0	0	88,735,788	0	0
7130	3	GENERAL FUND TRANSFER APPROPEI	241,075	0	0	0	241,075	0	0
7210	1	INDIRECT DEPT OF ADMIN	1,465,588	0	0	0	1,465,588	0	0
7214	1	GOVERNORS OFFICE CHARGE	1,015,630	0	0	0	1,015,630	0	0
7410			113,813	0	0	0	113,813	0	0
7520			31,462,952	0	0	0	31,462,952	0	0
7520	1	PROJECT INDIRECT	-14,286,478	555	0	0	-14,287,033	0	0
7520	2	CE POOL TRANSFER	22,609	21,539,561	0	0	-21,516,953	0	0
7520	3	CE POOL ALLOCATE	0	0	0	0	0	0	0
7520	8	MTR POOL USG RECOV	-22,678	0	0	0	-22,678	0	0
7729	1	INDIRECT REVENUE DEPT	45,641	0	0	0	45,641	0	0
8110	1	INDIRECT COST CHARGE	49,551	0	30,367	0	19,183	0	0
8110	2	LOAN E-470	4,000,000	4,000,000	0	0	0	0	0
9100			7,473,946	0	0	0	7,473,946	0	0
<b>Report Total:</b>			<b>\$919,668,617</b>	<b>\$539,312,842</b>	<b>\$80,046,502</b>	<b>\$126,769,540</b>	<b>\$159,315,224</b>	<b>\$1,109,878</b>	<b>\$13,114,630</b>


The EO Report Total differs from Total Expenditures on the Revenue Statement due to:

- 1) "Double-Counted" Intradepartmental Transfers - Also show as Expenditures on EO Report
- 2) Reduction of Fixed Assets - Included on EO Report, not reported on Revenue Statement
- 3) Adjusting Journal Entries for E470 and Escrow Mitigation Fund - Reported on Revenue Statement, not on EO Report
- 4) Warehouse Expenditures - On Revenue Statement they are offset against Revenue
- 5) Internal Service Fund Expenditures - Reported on Sreparate Financial Statements

EO

**Expenditures By Object  
June/FINAL, 1998**

<u>Object</u>	<u>Description</u>	<u>Total</u>	<u>Projects</u>		<u>Maintenance and Operations</u>			
			<u>Construction</u>	<u>Other</u>	<u>Personal</u>	<u>Operating</u>	<u>Travel</u>	<u>Capital</u>
6260 1	LABORATORY RESEARCH EQUIPMENT	268,545	0	0	0	0	0	268,544.5
6280		-113,813	0	0	0	0	0	-113,813
6280 1	ISF EXPEND OTHER EQUIPMENT	4,827	0	0	0	0	0	4,827.22
6280 2	ENGINEERING EQUIPMENT	253,018	0	0	0	0	0	253,017.99
6280 5	MISCELLANEOUS EQUIPMENT	536,802	0	89,820	0	0	0	446,981.75
6280 6	PHOTO EQUIP.PROJECTS,VIEWERS	38,131	0	0	0	0	0	38,130.72
6280 7	SHOP EQUIPMENT	80,052	0	0	0	0	0	80,052.36
7130 2	CDOT-INTER FUNDS TRANSFERS	88,735,788	0	0	0	88,735,788	0	0
7130 3	GENERAL FUND TRANSFER APPROPRI	241,075	0	0	0	241,075	0	0
7210 1	INDIRECT DEPT OF ADMIN	1,465,588	0	0	0	1,465,588	0	0
7214 1	GOVERNORS OFFICE CHARGE	1,015,630	0	0	0	1,015,630	0	0
7410		113,813	0	0	0	113,813	0	0
7520		31,462,952	0	0	0	31,462,952	0	0
7520 1	PROJECT INDIRECT	-14,286,478	555	0	0	-14,287,033	0	0
7520 2	CE POOL TRANSFER	22,609	21,539,561	0	0	-21,516,953	0	0
7520 3	CE POOL ALLOCATE	0	0	0	0	0	0	0
7520 8	MTR POOL USG RECOV	-22,678	0	0	0	-22,678	0	0
7729 1	INDIRECT REVENUE DEPT	45,641	0	0	0	45,641	0	0
8110 1	INDIRECT COST CHARGE	49,551	0	30,367	0	19,183	0	0
8110 2	LOAN E-470	4,000,000	4,000,000	0	0	0	0	0
9100		7,473,946	0	0	0	7,473,946	0	0
<b>Report Total:</b>		<b>\$919,668,617</b>	<b>\$539,312,842</b>	<b>\$80,046,502</b>	<b>\$126,769,540</b>	<b>\$159,315,224</b>	<b>\$1,109,878</b>	<b>\$13,114,630</b>



EF

Expenditures By Function  
June/FINAL, 1998

Data Refresh Date: 01-Aug-98  
Effective Date: 30-Jun-98

Func	Description	Total	----- Projects -----		-----Maintenance and Operations -----			
			Construction	Other	Personal	Operating	Travel	Capital
		-22,750	181	-22,950	19	0	0	0
0000	REPRESENTS BLANK FUNC FIELD	-1,055	0	0	0	-1,055	0	0
0001	LOCAL GOVERNMENT	436,000	0	436,000	0	0	0	0
0010	ADAMS COUNTY	520,000	0	520,000	0	0	0	0
0012	ARAPHOE COUNTY	216,000	0	216,000	0	0	0	0
0013	ARCHULETA COUNTY	69,832	0	69,832	0	0	0	0
0014	BACA COUNTY	343,053	0	343,053	0	0	0	0
0015	BENT COUNTY	215,303	0	215,303	0	0	0	0
0016	BOULDER COUNTY	637,960	0	637,960	0	0	0	0
0017	CHAFFEE COUNTY	197,808	0	197,808	0	0	0	0
0018	CHEYENNE COUNTY	74,499	0	74,499	0	0	0	0
0020	CONEJOS COUNTY	156,081	0	156,081	0	0	0	0
0021	COSTILLA COUNTY	131,149	0	101,467	0	29,682	0	0
0024	DELTA COUNTY	630,171	0	630,171	0	0	0	0
0028	ELBERT COUNTY	191,063	0	191,063	0	0	0	0
0030	FREMONT COUNTY	277,960	0	277,960	0	0	0	0
0031	GARFIELD COUNTY	39,112	0	39,112	0	0	0	0
0033	GRAND COUNTY	73,667	0	73,667	0	0	0	0
0034	GUNNISON COUNTY	422,880	0	422,880	0	0	0	0
0035	HINSDLAE COUNTY	91,080	0	91,080	0	0	0	0
0036	HUERFANO COUNTY	261,254	0	261,254	0	0	0	0
0038	JEFFERSON COUNTY	572,000	0	572,000	0	0	0	0
0040	KIT CARSON COUNTY	293,001	0	293,000	0	1	0	0
0042	LA PLATA COUNTY	284,514	0	284,514	0	0	0	0
0043	LARIMER COUNTY	217,834	0	217,834	0	0	0	0

EF

**Expenditures By Function**  
June/FINAL, 1998

Data Refresh Date: 01-Aug-98  
Effective Date: 30-Jun-98

<u>Func</u>	<u>Description</u>	<u>Total</u>	<u>Projects</u>		<u>Maintenance and Operations</u>			
			<u>Construction</u>	<u>Other</u>	<u>Personal</u>	<u>Operating</u>	<u>Travel</u>	<u>Capital</u>
0044	LAS ANIMAS COUNTY	606,920	0	606,920	0	0	0	0
0045	LINCOLN COUNTY	210,317	0	210,317	0	0	0	0
0046	LOGAN COUNTY	245,784	0	245,784	0	0	0	0
0047	MESA COUNTY	16,176	0	16,176	0	0	0	0
0048	MINERAL COUNTY	393,912	0	393,912	0	0	0	0
0049	MOFFAT COUNTY	6,363	0	6,363	0	0	0	0
0050	MONTEZUMA COUNTY	324,024	0	324,024	0	0	0	0
0051	MONTROSE COUNTY	97,780	0	97,780	0	0	0	0
0052	MORGAN COUNTY	37,819	0	37,819	0	0	0	0
0053	OTERO COUNTY	103,040	0	103,040	0	0	0	0
0054	OURAY COUNTY	145,600	0	145,600	0	0	0	0
0057	PITKIN COUNTY	735,282	0	735,282	0	0	0	0
0058	PROWERS COUNTY	24,480	0	24,480	0	0	0	0
0059	PUEBLO COUNTY	468,942	0	468,942	0	0	0	0
0061	RIO GRANDE COUNTY	239,997	0	239,997	0	0	0	0
0062	ROUTT COUNTY	111,950	0	104,530	0	7,420	0	0
0063	SAGUACHE COUNTY	138,000	0	138,000	0	0	0	0
0064	SAN MIGUEL COUNTY	79,599	0	79,599	0	0	0	0
0066	SEDGEWICK COUNTY	98,640	0	98,640	0	0	0	0
0069	WASHINGTON COUNTY	419,040	0	419,040	0	0	0	0
0070	WELD COUNTY	212,471	0	212,471	0	0	0	0
0071	YUMA COUNTY	28,119	0	28,119	0	0	0	0
0072	EAGLE COUNTY	10,000	0	0	0	10,000	0	0
0101	TOWN OF AKRON	1,475	0	1,475	0	0	0	0
0112	TOWN OF BAYFIELD	80,000	0	80,000	0	0	0	0
0121	CITY OF BOULDER	95,076	0	94,146	0	930	0	0
0122	TOWN OF BOW MAR	76	0	0	0	76	0	0
0127	TOWN OF BRUSH	23,651	0	23,651	0	0	0	0
0128	TOWN OF BUENA VISTA	1,710	0	1,710	0	0	0	0
0129	CITY OF BURLINGTON	26,120	0	26,120	0	0	0	0
0142	TOWN OF COKEDALE	155	0	0	0	155	0	0
0144	CITY OF COLORADO SPGS	4,105,790	0	4,105,790	0	0	0	0



EF

**Expenditures By Function**  
June/FINAL, 1998

Data Refresh Date: 01-Aug-98  
Effective Date: 30-Jun-98

<u>Func</u>	<u>Description</u>	<u>Total</u>	<u>Projects</u>		<u>Maintenance and Operations</u>			
			<u>Construction</u>	<u>Other</u>	<u>Personal</u>	<u>Operating</u>	<u>Travel</u>	<u>Capital</u>
0148	CITY OF CORTEZ	27,682	0	27,682	0	0	0	0
0162	CITY OF DENVER	8,989,915	0	8,989,915	0	0	0	0
0165	TOWN OF DOLORES	489,096	0	489,096	0	0	0	0
0167	CITY OF DURANGO	18,346	0	18,346	0	0	0	0
0177	TOWN OF ERIE	160,000	0	160,000	0	0	0	0
0185	CITY OF FLORENCE	243,674	0	243,674	0	0	0	0
0188	CITY OF FORT MORGAN	52,535	0	52,535	0	0	0	0
0202	GOLDSMITH METROPOLITAN DIST	650	0	581	0	0	69	0
0205	CITY OF GRAND JUNCTION	162,123	0	162,000	0	123	0	0
0220	TOWN OF HOLYOKE	202,797	0	202,797	0	0	0	0
0230	TOWN OF JOHNSTON	183	0	0	0	183	0	0
0242	CITY OF LA JUNTA	76,195	0	76,195	0	0	0	0
0245	CITY OF LAMAR	54,117	0	54,117	0	0	0	0
0250	TOWN OF LIMON	10,000	0	10,000	0	0	0	0
0252	TOWN OF LOCHBUIE	1,006	0	0	0	1,006	0	0
0256	CITY OF LOVELAND	46,764	0	46,764	0	0	0	0
0264	TOWN OF MEEKER	455,760	0	455,760	0	0	0	0
0300	TOWN OF PITKIN	4,214	0	0	3,295	531	388	0
0304	CITY OF PUEBLO	50,000	0	50,000	0	0	0	0
0336	CITY OF STEAMBOAT	2,262	0	2,262	0	0	0	0
0367	CITY OF YUMA	32,815	0	32,815	0	0	0	0
1020	LARGE SYSTEMS	501,439	0	389,879	0	0	0	111,560
1021	LAN SYSTEMS	626,826	0	141,348	0	30,220	0	455,258
1022	DESKTOP SYSTEMS	3,228,007	0	529,572	0	71,865	0	2,626,571
1023	NETWORK DEVICES	464,011	0	22,158	0	18,677	0	423,177
1100	ADMINISTRATION	43,365,640	0	-4,041	12,249,193	30,881,563	178,320	60,605
1101	IS/TELEPHONE	-29,156	0	-33,489	4,334	0	0	0
1102	IS CENTER APPLICATION SUPPORT	4,324,091	0	4,259,529	356	56,195	8,010	0
1103	YEAR 2000 TRACKING	8,144	0	4,360	3,784	0	0	0
1106	COMPUTING COORD STEERING CC	58	0	0	58	0	0	0
1108	SERVICE AWARDS	1,659	0	0	0	1,659	0	0
1110	ANNUAL LEAVE PAID AT DEATH	264,849	0	0	262,984	1,865	0	0

EF

**Expenditures By Function**  
June/FINAL,1998

Data Refresh Date: 01-Aug-98  
Effective Date: 30-Jun-98

Func	Description	Total	----- Projects -----		-----Maintenance and Operations -----			
			Construction	Other	Personal	Operating	Travel	Capital
1120	OFFICE BLDG MAINTENANC	4,940,107	0	2,474,147	1,016,112	1,431,443	253	18,152
1151	AD NOTICES	-228	0	0	0	-228	0	0
1178	EMPLOYEE COUNCIL	25,875	0	0	21,077	1,191	3,607	0
1180	MGMT STUDY/REENGINERRING	208,950	0	0	150,938	57,530	482	0
1200	DISTRICT OFFICE ENGINEERING	-15,017,337	0	2,233	3,522,046	-18,701,974	116,103	44,255
1205	REGION-STIP/TIP MANAGEMENT	25,095	0	0	25,095	0	0	0
1206	REGION-LONG RANGE	15,659	0	0	15,603	56	0	0
1210	REGION-OVERSIZE/OVERWEIGHT	79,381	0	0	79,108	273	0	0
1211	REGION-ALL OTHER PERMIT ACTV	505,392	0	0	505,388	3	0	0
1217	REGION-TRAFFIC SERVICES	77,085	0	0	72,637	2,358	2,090	0
1220	REGION-ADMINISTRATIVE SUPPOF	618,393	0	0	610,572	3,269	4,552	0
1221	REGION-ENGINEERING BUS SUPPC	599,974	0	0	594,879	1,428	3,667	0
1222	REGION-MAINTENANCE BUS SUPP	530,558	0	0	530,513	44	0	0
1225	REGION-INFORMATION SYSTEMS	288,254	0	0	279,395	6,311	2,549	0
1230	REGION-EEO-INTERNAL (STAFF)	262,120	0	0	250,210	4,503	7,408	0
1235	REGION-OUTDOOR ADVERTISING	260	0	0	260	0	0	0
1245	REGION-SPECIAL EVENTS	755	0	0	755	0	0	0
1246	REGION-LEGISLATIVE INQUIRIES	4,933	0	0	0	4,732	201	0
1247	REGION-PUB/GOVT INQR-GOVT	367	0	0	367	0	0	0
1300	CENTRAL OFFICE ENGINEERING	4,539,286	0	3,426	3,400,844	1,068,278	56,251	10,488
1301	ANNUAL TRANSPORTATION CONF	1,527	0	0	1,527	0	0	0
1302	UTIL ACCOM HWY ROW/TSK FORCI	2,546	0	0	2,546	0	0	0
1305	NON-PROJ ENVIRONMENTAL WOR	18,495	0	0	17,294	434	767	0
1306	RULE REVISION	53,452	0	0	48,614	4,838	0	0
1310	R O W	296,185	0	100	218,316	73,524	4,245	0
1314	STANDARDS & SPECS	-422	0	0	4,859	-5,281	0	0
1321	SIGNING & TRAFFIC CONTROL	70,609	0	70,609	0	0	0	0
1324	MANPOWER ALLOCATION	376	0	0	376	0	0	0
1325	PLANS & SPECIFICATIONS	35	0	0	0	35	0	0
1326	REPORTS/CORRES & QUESTIONAI	3,386	0	0	3,386	0	0	0
1327	MANUALS & DIRECTIVES	55,741	0	0	61,155	-5,414	0	0
1329	INSPECTION PROGRAM	346,752	0	346,752	0	0	0	0

EF

Expenditures By Function  
June/FINAL,1998

Data Refresh Date: 01-Aug-98  
Effective Date: 30-Jun-98

Func	Description	Total	----- Projects -----		-----Maintenance and Operations -----			
			Construction	Other	Personal	Operating	Travel	Capital
1330	TRAINING PROGRAM	36,134	0	8,537	1,483	26,115	0	0
1334	SCHEDULED MEETINGS	42	0	0	0	42	0	0
1335	PRE-QUALIFICATION	11,509	0	0	11,509	0	0	0
1337	CQI TRAINING	285	0	0	285	0	0	0
1341	COMPUTER PRG DEVELOPMENT	105,000	0	105,000	0	0	0	0
1342	PROPERTY MANAGEMENT	10,018	0	0	9,575	443	0	0
1343	SUBDIVISION REVIEW	131,122	0	0	131,122	0	0	0
1344	ROW (DISPOSAL, DISPUTES)	80,426	0	0	80,426	0	0	0
1345	PERMITS (UTILITY)	54,273	0	0	54,232	41	0	0
1347	PLANNING (TIP'S,A-95 REVIEWS)	48,039	0	0	48,039	0	0	0
1350	TRAFFIC ENGINEERING SUPPORT	710,594	0	0	648,303	58,383	3,908	0
1351	TRAFFIC ENGINEERING MANAGEM	2,704,630	0	2,581,260	71,550	51,121	699	0
1353	LEGAL	5,037	0	0	2,017	2,447	573	0
1356	CNTR&AGRMNT(NON-PRJ RELATE)	6,902	0	0	6,902	0	0	0
1360	IDENT & SURVEIL ACC'T LOCS	5,930	0	0	5,930	0	0	0
1361	SPEED ZONING STUDIES	327,992	0	0	321,973	20	5,999	0
1363	PHOTOLOGGING	299	0	0	0	0	299	0
1364	TRAFFIC SIG; WARR STDY& DESG	27,360	0	0	27,360	0	0	0
1366	CODES & LAWS & MUTCD REVEIW	53,359	0	0	53,509	-150	0	0
1368	ACCIDENT CODING & SFTY STUDY	322,267	0	0	322,140	126	0	0
1370	ROW SURVEY SUPPORT	38	0	0	0	0	38	0
1371	ROW PLANS/AGRMNTS/LEGAL DOCS	80,774	0	0	46,852	33,922	0	0
1373	APRSL'S & REVIEWS	84,686	0	0	82,001	2,686	0	0
1379	ROW COMPUTER SUPPORT	3,956	0	0	3,956	0	0	0
1382	SD DEVELOPER REVIEWS	35,817	0	0	35,777	8	32	0
1383	TASK FORCE/COMMITTEE	52,976	0	0	42,578	9,428	971	0
1384	PERSON MGMT/PACE/PDQ	48,547	0	0	48,547	0	0	0
1385	PROCESS REVIEWS(BY/ON UNT)	61,011	0	0	59,294	47	1,671	0
1386	CAD LIBRARY	3,331	0	0	3,331	0	0	0
1387	UNIT/BRANCH/STAFF MEETINGS	53,881	0	0	53,741	0	139	0
1388	SD PROGRAM SUPPORT-I	83,145	0	0	82,701	0	444	0
1389	SD PROGRAM SUPPORT-II	101,872	0	0	103,744	-1,872	0	0

EF

Expenditures By Function  
June/FINAL,1998Data Refresh Date: 01-Aug-98  
Effective Date: 30-Jun-98

Func	Description	Total	----- Projects -----		-----Maintenance and Operations -----			
			Construction	Other	Personal	Operating	Travel	Capital
1390	SD PROGRAM SUPPORT III	138,617	0	0	138,579	39	0	0
1391	SD PROGRAM SUPPORT IV	63,883	0	0	63,627	256	0	0
1392	SD PROGRAM SUPPORT V	61,482	0	0	60,114	1,368	0	0
1393	SD PROJECT SUPPORT I	5,322	0	0	5,322	0	0	0
1394	SD PROJECT SUPPORT II	25,938	0	0	25,938	0	0	0
1395	SD PROJECT SUPPORT-III	102,172	0	0	102,172	0	0	0
1396	SD PROJECT SUPPORT IV	6,167	0	0	6,167	0	0	0
1397	SD PROJECT SUPPORT V	13,606	0	0	13,055	46	504	0
1400	DIRECTOR TRANSPORT DEVELOPM	347,623	0	314,515	0	30,876	2,233	0
1401	MOBILITY MANAGEMENT	281,642	0	279,832	0	0	1,811	0
1405	PROGRAM SUPPORT BRANCH	1	0	0	0	1	0	0
1406	STIP DEVELOPMENT	101,756	0	0	92,335	8,106	1,315	0
1409	VISUAL COMMUNICATIONS	2,188	0	1,368	0	0	819	0
1411	BUSINESS DEVELOPMENT	382,427	0	89,067	252,650	38,677	2,032	0
1414	MAP SALES	-4,774	0	0	0	-4,774	0	0
1415	MAP SALES	3,926	0	0	0	3,926	0	0
1416	TRAVEL MAP	8,335	0	8,335	0	0	0	0
1417	GIS/DATA MANAGEMENT	881,893	0	878,794	0	1,291	1,808	0
1421	DATA COLLECTION	484,537	0	481,804	0	1,530	1,203	0
1425	TRAFFIC ANALYSIS	210,477	0	205,316	0	4,061	1,100	0
1426	DATA COLLECTION	190	0	-20	0	210	0	0
1428	TRUCK PROGRAM	571,298	0	343,099	192,085	34,307	1,807	0
1433	DATA MANAGEMENT	757	0	48	0	710	0	0
1440	PROGRAM MGMT BRANCH	5	0	0	0	5	0	0
1441	REGIONAL PLANNING	603,441	0	603,214	0	84	143	0
1444	FIVE YEAR PLAN	11,691	0	11,691	0	0	0	0
1445	BICYCLE PROGRAM	127,709	0	124,610	0	914	2,185	0
1446	CORRIDOR DEVELOPMENT	227,876	0	225,383	0	243	2,250	0
1448	PMP-NETWORK LEVEL	1,601	0	0	0	1,601	0	0
1449	PAVEMENT MGMT PROGRAM	635,895	0	632,379	0	575	2,942	0
1450	STATEWIDE PLANNING	940,796	0	500,472	248,201	178,739	13,383	0
1451	URBAN PLANNING	15,091	0	14,982	0	109	0	0

EF

Expenditures By Function  
June/FINAL, 1998

Data Refresh Date: 01-Aug-98  
Effective Date: 30-Jun-98

Func	Description	Total	----- Projects -----		-----Maintenance and Operations-----			
			Construction	Other	Personal	Operating	Travel	Capital
1454	ENVIRONMENTAL SUPPORT	6,468	0	6,468	0	0	0	0
1456	RIDESHARE	2,299,008	0	2,299,008	0	0	0	0
1458	POLICY AND ISSUES ANALYSIS	181,969	0	0	166,713	10,024	5,232	0
1460	INTELLIGENT TRANSP SYSTEM	1,094,847	0	1,024,851	67,113	2,082	801	0
1471	TECHNOLOGY TRANSFER	123,154	0	121,621	0	815	718	0
1475	IMPL.OF RESEARCH	1,897	0	1,897	0	0	0	0
1496	STRUCTURES RESEARCH	89,665	0	88,195	0	544	926	0
1503	C T I RESEARCH	983	0	983	0	0	0	0
1505	ENTERPRISE	172,749	0	172,749	0	0	0	0
1506	L T A P	97,652	0	96,627	0	0	1,025	0
1510	URBAN MASS TRANS ADMIN US DC	3,455,399	0	3,437,826	0	17,573	0	0
1527	MULTI-MODAL RESEARCH	-5,460	0	256	0	-5,715	0	0
1528	CONCRETE PAVEMENT RESEARCH	77,638	0	76,516	0	0	1,122	0
1529	ASPHALT PAVEMENT RESEARCH	121,396	0	116,437	0	1,925	3,034	0
1532	SHRP DATA COLL/ANALYSIS	106,889	0	106,889	0	0	0	0
1535	ENVIRONMENTAL RESEARCH	222,166	0	222,016	0	150	0	0
1544	RAIL PLANNING-ADMIN	260,585	0	257,636	0	937	2,012	0
1551	DENVER-BOULDER COG	1,953,529	0	1,953,529	0	0	0	0
1552	PUEBLO COG	77,237	0	77,237	0	0	0	0
1553	COLORADO SPRINGS COG	412,243	0	412,243	0	0	0	0
1554	GRND JCTN C.O.G.	124,250	0	124,250	0	0	0	0
1555	LARIMER WELD C.O.G.	227,010	0	227,010	0	0	0	0
1570	RESEARCH COORDINATION	220,575	0	215,739	0	2,240	2,596	0
1571	STUDY DEVELOPMENT	845	0	0	0	845	0	0
1596	TRB WORKSHOP	476	0	452	0	24	0	0
1597	SAFETY RESEARCH	20,822	0	20,822	0	0	0	0
1599	ALTERNATIVELY FUNDED RESEAR	56,343	0	56,343	0	0	0	0
1600	DIV OF AVIATION	2,951,886	0	240,478	223,801	2,466,435	21,172	0
1601	AVIATION GAS TAX	105,254	0	0	0	105,254	0	0
1602	AVIATION JET FUEL TAX	436,530	0	0	0	436,530	0	0
1603	AVIATION SALES TAX	5,195,399	0	0	0	5,195,399	0	0
2000	CENTRAL OFFICE - STAFF MAINT.	782,875	0	5,804	620,060	144,359	12,651	0

EF

**Expenditures By Function**  
**June/FINAL,1998**

Data Refresh Date: 01-Aug-98  
Effective Date: 30-Jun-98

Func	Description	Total	----- Projects -----		-----Maintenance and Operations -----			
			Construction	Other	Personal	Operating	Travel	Capital
2001	STAFF MTCE - OCCUP SAFETY	96,207	0	0	32,448	63,083	676	0
2002	STAFF MTCE - EQPT MGMT SYSTEI	79,820	0	77,600	172	1,864	184	0
2010	DISTRICT OFFICE - MAINT SUPT	3,966,658	0	418,866	2,097,052	1,374,714	55,026	21,000
2011	ACCESS PERMITS	317,080	0	0	316,089	424	568	0
2012	ACCESS CODE-LEGAL	11,303	0	0	10,634	615	54	0
2013	ACCESS PERMITS - SIGN/STRIPE	31,771	0	0	31,771	0	0	0
2014	ACCESS PROGRAM ADMIN-GENER	52,414	0	0	51,199	363	852	0
2015	LIMITED DUTY	206,662	0	1,518	205,143	0	0	0
2020	DIST OFFICE BLDG MAINT	3,830,753	0	112,405	869,440	2,828,626	20,282	0
2022	HAZARD MATERIAL TRAINING	1,459	0	0	0	1,239	220	0
2024	TRUCK RODEO	232,594	0	0	194,391	12,880	25,324	0
2030	FIELD SUPERVISION (FOREMEN)	5,173,566	0	189	5,167,465	1,019	4,893	0
2040	MMS WORK	45,244,764	0	986,752	41,407,878	2,805,904	44,230	0
2100	PLANNING & SCHEDULING (PERS)	5,179	0	0	4,028	1,096	55	0
2150	ROADWAY SURFACE	13,953,513	4,796,830	0	7,608	9,132,829	16,246	0
2200	ROADSIDE FACILITIES (MAINTANC)	2,361,876	907,322	0	11,869	1,441,226	1,459	0
2250	LANDSCAPING ITEMS (OPER ONLY)	730,787	24,378	0	0	706,334	76	0
2251	BIKE PATHS	10,860	10,843	0	0	17	0	0
2300	TRAFFIC SERVICES	11,662,380	930,814	0	1,575,088	8,988,776	167,701	0
2301	SIGN MATLS MTCE SEC 1	377	0	0	0	377	0	0
2302	SIGN MATLS MTCE SEC 2	-197	0	0	0	-294	97	0
2303	SIGN MATLS MTCE SEC 3	1,192	0	0	0	1,192	0	0
2304	SIGN MATLS MTCE SEC 4	228,000	35,418	0	0	192,582	0	0
2306	SIGN MATLS MTCE SEC 6	-229	0	0	0	-229	0	0
2307	SIGN MATLS MTCE SEC 7	-80	0	0	0	-80	0	0
2350	STRUCTURE MAINTENCE (OPER ONI	231,459	35,009	0	3,607	191,017	1,825	0
2355	SIGN SHOP OPERATION	1,279,026	0	0	316,839	962,188	0	0
2400	SNOW & ICE CONTROL (OPER ONL	10,951,137	0	651,512	1,711,981	8,581,398	6,247	0
2450	MATERIAL EQUIPMENT BUILDINGS	234,770	0	20,202	4,087	210,099	381	0
2452	SITE ASSMNT OF UNDRGRND TANI	11,571	0	11,571	0	0	0	0
2453	SITE CORR UNDERGRND TANKS	16	0	16	0	0	0	0
2454	RPLC/RMV/UPGRD UNDRGRD TANI	7	0	0	0	7	0	0

EF

Expenditures By Function  
June/FINAL, 1998

Data Refresh Date: 01-Aug-98  
Effective Date: 30-Jun-98

Func	Description	Total	----- Projects -----		-----Maintenance and Operations -----			
			Construction	Other	Personal	Operating	Travel	Capital
2455	ABOVE GROUND TANK-ACTIVITY	900	0	0	0	900	0	0
2456	CONTAMINATED SOIL CLEAN-UP	11,165	0	7,056	835	3,275	0	0
2457	MONITORING WELL SUPPLIES	499	0	0	0	499	0	0
2500	TUNNEL (OPER ONLY)	2,099,906	0	196,408	367,962	1,533,460	2,076	0
2550	BETTERMENT WORK (OPER ONLY)	586	0	0	0	586	0	0
2551	ARAPAHOE CNTY AIRPORT AUTH	438,277	0	417,908	0	20,369	0	0
2553	FRONT RANGE AIRPORT AUTH	8,828	0	2,650	0	6,178	0	0
2554	GREELEY-WELD AIRPORT AUTH	141,595	0	141,595	0	0	0	0
2555	JEFFERSON CNTY AIRPORT AUTH	22,925	0	22,925	0	0	0	0
2556	MONTROSE CNTY AIRPORT AUTH	169,603	0	169,603	0	0	0	0
2557	TELLURIDE AIRPORT AUTH	96,518	0	96,518	0	0	0	0
2558	WALKER FIELD AIRPORT AUTH	108,075	0	108,075	0	0	0	0
2600	EMERGNCY RPR/RESTR (OPER ON	133,917	0	0	0	133,917	0	0
2700	MP CONTR PYMT-ROADWAY SURF.	817	0	0	0	817	0	0
2701	MP CONTR PYMT-RDSD FACILITIES	79	0	0	0	79	0	0
2706	MP CONTR PYMT-MATL EQUIP BLD	2,380	2,380	0	0	0	0	0
2707	MP CONTR PYMT-BETTERMENT WC	85,246	0	0	0	85,246	0	0
2802	OUTDOOR ADVERTISING CONTROL	205,326	0	836	202,388	1,622	480	0
2803	TOURIST INFORMATION CENTER	11,091	0	0	11,091	0	0	0
2804	SPECIFIC INFO SIGNS-ADMIN	56,464	0	112	55,732	216	404	0
2805	SPECIFIC INFORM SIGN MAINT	3,839	0	0	3,820	19	0	0
2806	JUNKYARDS PROGRAM	9,466	0	0	8,362	1,093	12	0
2807	TRANSPORT PERMITS - ADMIN.	282,766	0	5,522	245,090	29,382	2,771	0
2834	TODS PROCESS & ADMIN	21,851	0	0	21,589	175	87	0
2835	TODS ADMIN, M & O	750	0	0	750	0	0	0
2900	DAMAGE CLAIM REPAIRS(MATL&E	-721,172	0	5,257	-660	-725,769	0	0
2901	N/C-ABLE TOOLS MATERIALS	1,219,458	0	61,145	487	1,141,045	50	16,731
2903	MAINT WORK BY AGRMT/CONTRAC	3,245,324	0	21,023	0	3,224,301	0	0
2916	EQUIPMENT RENTAL	7,433	0	3,443	0	3,990	0	0
2917	PRELIMINARY ENGINEERING	1,051,577	1,049,136	0	2,441	0	0	0
2918	ENGRG. (MPROJS) INSPECTIONS	8,935	1,963	0	6,972	0	0	0
2919	CONST ENGR (MPROJS)	74,306	74,306	0	0	0	0	0

EF

Expenditures By Function  
June/FINAL,1998

Data Refresh Date: 01-Aug-98  
Effective Date: 30-Jun-98

Func	Description	Total	----- Projects -----		-----Maintenance and Operations -----			
			Construction	Other	Personal	Operating	Travel	Capital
2920	NBIS BRIDGE INSPECTION	37	0	0	0	37	0	0
2932	RD EQUIP. OPERATING COSTS(ISF	17,097,456	0	11,311	4,551,660	12,525,478	9,007	0
3000	PRELIMINARY ENGINEERING	937	-1,164	0	533	1,568	0	0
3010	PLANNING & PROGRAMMING	34,382	33,747	0	636	0	0	0
3015	LOCATION STUDIES	15,813,353	15,798,756	0	10,349	3,277	971	0
3018	CORR APP & PRE DSGN	368	368	0	0	0	0	0
3020	FINAL DESIGN	35,079,365	34,878,497	0	23,053	176,709	1,105	0
3099	INDIRECT COST - PE	7,611,720	6,213,279	0	0	1,398,441	0	0
3109	RELOCATION PAYMENTS	1,224,493	1,224,286	0	0	207	0	0
3111	ACQUISITION	22,443,704	22,443,744	0	0	-40	0	0
3114	INCIDENTAL EXPS-ACQTN RELCTN	5,857,705	5,852,561	0	4,690	296	157	0
3116	R.O.W. DISPUTES & LITIGATION	5,443,426	5,438,256	0	0	5,056	115	0
3199	INDIRECT COST - ROW	938,229	786,168	0	0	152,062	0	0
3200	CONSTRUCTION ENGINEERING	46,807,293	46,496,663	0	21,651,307	-21,484,930	146,618	-2,365
3299	INDIRECT COST - CE	12,640,822	10,164,069	0	0	2,476,753	0	0
3300	CONSTR PMTS - BID CONTRACTS	432,297,933	344,412,434	0	0	87,885,499	0	0
3301	CONSTR PMTS - FORCE ACCOUNT	19,297,408	19,298,308	0	0	-900	0	0
3302	CONSTR PMTS-AGREED UNIT PRIC	6,600,062	6,599,610	0	0	452	0	0
3303	CONSTRUCTION-MTCE FORCES	1,486,630	1,474,816	0	4,408	2,669	4,737	0
3401	SCENIC BYWAYS PROGRAM	1,220,745	0	1,220,569	0	0	176	0
3402	ENHANCEMENTS (NOT FOR CONST	581,896	0	581,896	0	0	0	0
3403	FEASIBILITY STUDY PROJECT	3,422,090	0	3,422,926	-836	0	0	0
3404	SPEC PURPOSE/NON-RDWY SURF,	1,745,985	0	1,745,569	416	0	0	0
3925	MGT TRAIING COURSES & SEMINAF	15,125	0	0	7,204	1,050	6,870	0
3926	TECH TRAINING COURSES & SEMS	3,392,603	0	782,298	2,294,254	241,330	74,721	0
3927	SAFETY TRAIING COURSES & SEME	611,856	0	3,243	558,684	41,684	8,245	0
3980	EEO EXTERNAL (CONTRACTORS)	1,125,332	0	915,945	195,613	10,631	3,143	0
3987	PROJECT UTILITIES RAILROAD	5,806,219	5,806,219	0	0	0	0	0
3988	PROJECT UTILITIES - ALL OTHR	4,515,000	4,509,699	0	5,302	0	0	0
3989	COST AUDITS	413,451	-1,415	19,404	395,462	0	0	0
3990	DISPUTES PRIOR TO LEGAL ACTIO	1,448	1,126	0	0	322	0	0
3991	DEFENSE OF LEGAL ACTION	37,886	0	12	36,859	59	955	0



EF

Expenditures By Function  
June/FINAL,1998

Data Refresh Date: 01-Aug-98  
Effective Date: 30-Jun-98

Func	Description	Total	----- Projects -----		-----Maintenance and Operations-----			
			Construction	Other	Personal	Operating	Travel	Capital
3999	INDIR COST ALLOCATION-ELIGIBL	668,589	14,234	-797,958	10,005,433	-8,553,120	0	0
4002	CAPITAL EQUIPMENT	9,652,278	0	208,007	0	115,071	0	9,329,199
4003	PURCH/RENOVATION OF PROPERT	3,595,072	0	3,533,894	6,855	54,322	0	0
4020	DIST OFF BLDGING MAINT.	538	0	0	538	0	0	0
4200	DIV OF COMMUNICATION OPERATI	914	0	0	0	872	42	0
4500	STOCKROOM OPERATION	18,041,347	0	0	923,766	17,112,010	5,571	0
4914	AUTO MAINTENANCE OPERATION	55	0	0	0	55	0	0
6700	ADMINISTRATIVE LEAVE-AUTHORI	120,633	0	0	120,173	0	460	0
6701	FUNERAL LEAVE	347,189	0	9,835	337,353	0	0	0
6702	JURY DUTY LEAVE	53,533	0	2,792	50,742	0	0	0
6703	COURT LEAVE	15,241	0	0	13,409	0	1,831	0
6705	MILITARY LEAVE(W/PAY 15 DAYS)	52,033	0	0	52,033	0	0	0
6707	EDUCATIONAL	6,949	0	0	6,949	0	0	0
6709	OTHER	608,131	0	27,537	580,557	0	37	0
6711	ANNUAL LEAVE	650,540	0	33,630	616,911	0	0	0
6712	ANNUAL LEAVE-FML EMPLOYEE	6,359	0	0	6,359	0	0	0
6713	ANNUAL LEAVE-FML FAMILY	6,551	0	0	6,551	0	0	0
6715	SICK LEAVE	235,812	0	15,441	220,371	0	0	0
6716	SICK LEAVE-FAMILY	32,900	0	1,428	31,472	0	0	0
6717	SICK LEAVE-FML EMPLOYEE	10,404	0	106	10,298	0	0	0
6718	SICK LEAVE FML-FAMILY	6,448	0	0	6,448	0	0	0
6720	HOLIDAY	383,776	0	22,296	361,480	0	0	0
6721	HOLIDAY-ALTERNATIVE	2,787	0	0	2,787	0	0	0
6722	HOLIDAY-FML EMPLOYEE	8,491	0	0	8,491	0	0	0
6725	INJURY LEAVE	10,118	0	0	10,118	0	0	0
6726	INJURY LEAVE-FML	26,615	0	0	26,615	0	0	0
6744	ANNUAL LEAVE-INJURY ON THE JO	40	0	0	40	0	0	0
6746	SICK LEAVE-INJURY ON THE JOB	1,483	0	0	1,483	0	0	0
6748	HOLIDAY INJURY ON THE JOB	124	0	0	124	0	0	0
7001	NON-SPECIFIC	167,725	0	167,713	0	0	12	0
7101	LIVERMORE UNDRGRD STRG TANP	35,466	0	35,466	0	0	0	0
7102	FT COLLINS UNDRGRD STRG/CDO	10,488	0	10,488	0	0	0	0

EF

Expenditures By Function  
June/FINAL,1998

Data Refresh Date: 01-Aug-98  
Effective Date: 30-Jun-98

Func	Description	Total	----- Projects -----		-----Maintenance and Operations -----			
			Construction	Other	Personal	Operating	Travel	Capital
7103	CAMERON PASS UNDRGRD STRG T/	67,971	0	67,971	0	0	0	0
7105	LOVELAND UNDRGRND STRG TANI	4,237	0	4,237	0	0	0	0
7106	DRAKE UNDRGRND STOREAGE TA	22,076	0	22,076	0	0	0	0
7109	LONGMONT UNDRGRD STRGE TAI	20,528	0	20,528	0	0	0	0
7115	MEAD UNDERGRND STOREAGE TA	14,595	0	14,595	0	0	0	0
7117	GREELEY-WEST UNGRD STRG TAN	917	0	917	0	0	0	0
7118	WELLINGTON UNDRGRD STRG TAN	13,869	0	13,869	0	0	0	0
7128	NEW RAYMER UNDRGRD STRG TAI	3,557	0	3,557	0	0	0	0
7130	STERLING-WEST UNDRGRND STRC	1,952	0	1,952	0	0	0	0
7132	CROOK UNDRGRND STRGE TANK	45,509	0	45,509	0	0	0	0
7134	OVID UNDRGRND STOREAGE TANP	11,987	0	11,987	0	0	0	0
7136	HOLYOKE UNDRGRND STRGE TAN	19,499	0	19,499	0	0	0	0
7139	WRAY UNDERGRD STOREAGE TAN	24,747	0	24,747	0	0	0	0
7148	STONEHAM UNDRGRD STRG TANP	2,863	0	2,863	0	0	0	0
7152	STERLING-EAST UNDRGRND STRG	41,750	0	41,750	0	0	0	0
7177	FORMER STERLING MAINT. FACILI	33,504	0	33,504	0	0	0	0
7190	GREELEY-MAIN UNDRGRD STRG T.	810	0	810	0	0	0	0
7197	JOHNSTOWN UNDRGRD STRG TAN	17,051	0	17,051	0	0	0	0
7205	LOMA UNDRGRD STOREAGE TANK	15	0	15	0	0	0	0
7208	DEBEQUE UNDRGRD STRG TANK	9,311	0	9,311	0	0	0	0
7220	DOWD JCT UNDRGRD STRG TANK	24,483	0	24,483	0	0	0	0
7225	GUNNISON MAINTENANCE FACILIT	4,944	0	4,944	0	0	0	0
7232	CRAWFORD UNDRGRD STRG TANP	4,972	0	4,972	0	0	0	0
7240	GR JCT/MAIN UNDRGRD STRG TAN	62,497	0	62,497	0	0	0	0
7301	DOVE CRK UNDRGRD STRG TANK	16	0	16	0	0	0	0
7306	PAGOSA SPGS UNGRND STRG TAN	31	0	31	0	0	0	0
7307	WOLF CRK PASS/W UNDRGRD STR	233	0	233	0	0	0	0
7312	CASCADE UNDRGRD STORAGE TAN	120	0	120	0	0	0	0
7314	OURAY UNDRGRD STRG TANK	21,914	0	21,914	0	0	0	0
7332	BEDROCK UNDRGRD STRG TANK	186	0	186	0	0	0	0
7390	DURANGO/MAIN UNDRGRD STRG T	51,229	0	51,229	0	0	0	0
7403	WALENSBURG UNGRD STRG TANK	26,419	0	26,419	0	0	0	0

EF

**Expenditures By Function**  
**June/FINAL,1998**

Data Refresh Date: 01-Aug-98  
Effective Date: 30-Jun-98

Func	Description	Total	----- Projects -----		-----Maintenance and Operations -----			
			Construction	Other	Personal	Operating	Travel	Capital
7405	PUEBLO/SO UNDRGRD STRG TANK	40,883	0	40,883	0	0	0	0
7410	CALHAN UNDRGRD STRG TANK	5,746	0	5,746	0	0	0	0
7412	LAMAR UNDRGRD STRGE TANK	8,030	0	8,030	0	0	0	0
7417	LAS ANIMAS UNDRGRD STRG TAN	8,818	0	8,818	0	0	0	0
7418	FOWLER UNDRGRD STOREAGE TA	1,300	0	1,300	0	0	0	0
7427	WESTCLIFF UNDRGRND STRG TANK	11,165	0	11,165	0	0	0	0
7459	CANON CITY UNDRGRND STRG TAI	9,385	0	9,385	0	0	0	0
7472	LA VETA UNDRGRD STRG TANK	15,788	0	15,788	0	0	0	0
7474	WOODLAND PRK UNGRND STRG T,	7,681	0	7,681	0	0	0	0
7476	HOLLY UNDRGRD STRG TANK	28,933	0	28,933	0	0	0	0
7490	PUEBLOWEST UNDRGRD STRG TA	17,503	0	17,503	0	0	0	0
7505	A BASIN UNDRGRD STRG TANK	1,256	0	1,256	0	0	0	0
7516	DEER TRAIL UNGRND STRG TANK	3,266	0	3,266	0	0	0	0
7518	STRASBURG UNDRGRND STRG TAN	9,777	0	9,777	0	0	0	0
7524	CASTLE ROCK UNDRGRND STRG TA	28,495	0	28,495	0	0	0	0
7527	MORRISON UNDRGRND STRG TANK	2,359	0	2,359	0	0	0	0
7528	CONIFER UNGRND STRG TANK	8,307	0	8,307	0	0	0	0
7535	GOLDEN(6&40)UNGRND STRG TANK	20,296	0	20,296	0	0	0	0
7537	BLACKHAWK UNDRGRND STRG TAN	3,421	0	3,421	0	0	0	0
7538	EMPIRE JUNCTION	6,455	0	6,455	0	0	0	0
7540	WINTER PRK UNGRD STRG TANK	5,472	0	5,472	0	0	0	0
7542	SILVERTHORNE UNDRGRD STRG TA	4,970	0	4,970	0	0	0	0
7544	TOP OF VAIL PASS UNGRND STRG	2,244	0	2,244	0	0	0	0
7550	BERTHOUD FALLS UNDRGRND STRC	16,019	0	16,019	0	0	0	0
7558	SHAWNEE UNDRGRND STRG TANK	49,998	0	49,998	0	0	0	0
7604	MAYBELL UNDRGRND STRG TANK	60	0	60	0	0	0	0
7613	RABBIT EARS PASS UNDRGRND STF	31,752	0	31,752	0	0	0	0
7614	YAMPA UNGRND STRG TANK	1,649	0	1,649	0	0	0	0
7700	ALAMOSA UNDRGRND STRG TANK	23,183	0	23,183	0	0	0	0
7701	FT GARLAND UNGRND STRG TANK	12,146	0	12,146	0	0	0	0
7711	SARGENTS UNGRND STRG TANK	12,047	0	12,047	0	0	0	0
7727	BUENA VISTA UNDRGRND STG TAN	14,116	0	14,116	0	0	0	0

EF

Expenditures By Function  
June/FINAL,1998

Data Refresh Date: 01-Aug-98  
Effective Date: 30-Jun-98

Func	Description	Total	----- Projects -----		-----Maintenance and Operations -----			
			Construction	Other	Personal	Operating	Travel	Capital
7771	BUENA VISTA UNDGRND STRG TAN	400	0	400	0	0	0	0
7773	FT GARLAND UNGRD STRG TNK/CE	8,815	0	8,815	0	0	0	0
7800	DENVER(LAB) UNGRND STRG TANF	5,646,280	0	5,646,156	0	124	0	0
7801	LITTLETON UNGRND STRG TANK	4,088	0	4,088	0	0	0	0
7803	ORCHARD RD UNDGRND STRG TAI	30,422	0	30,422	0	0	0	0
7810	HAVANA UNDGRND STRG TANK	9,114	0	9,114	0	0	0	0
7813	BROOMFIELD(SW121)UNDGRD STF	31,154	0	31,154	0	0	0	0
7821	ARVADA(INDIANA)UNDRGRD STRG	35,436	0	35,436	0	0	0	0
7828	BRIGHTON MAINTENANCE SITE	3,470	0	3,470	0	0	0	0
7871	BRIGHTON(JESSUP)UNGRD STRG	17,043	0	17,043	0	0	0	0
7872	BROOMFIELD(120TH)UNGRD STRG	26,429	0	26,429	0	0	0	0
7890	HOLLY UNDGRND STRG TANK	183,304	0	183,280	0	24	0	0
7896	DENVER(GARAGE)UNDGRND STRG	42,895	0	42,895	0	0	0	0
7901	EISHOWER TNL UNDGRND TNK/E	1,617	0	1,617	0	0	0	0
7902	EISHOWER TNL UNDGRND TNK/W	15	0	15	0	0	0	0
8000	GRANTS IN THE DIV HWY SAFETY	3	0	3	0	0	0	0
8001	DIV OF HIGHWAY SAFETY	173,310	0	48,664	82,180	40,194	2,271	0
9115	NAT'L AUTO OCCU PROT CAMP	464,650	0	464,650	0	0	0	0
9576	1997 MOST CONTRACTS	375,014	0	374,833	0	181	0	0
9586	1997 LEAF CONTRACTS	952,151	0	952,151	0	0	0	0
9700	98-402 SUSPENSE	-8,124	0	-8,124	0	0	0	0
9701	98-402 PLANS	103,744	0	103,744	0	0	0	0
9702	98-402 P&A	616,732	0	393,191	0	223,541	0	0
9703	CSU/RMITS	19,153	0	19,153	0	0	0	0
9704	TRANS SFTY/TRF ENGR BRANCH	130,592	0	130,592	0	0	0	0
9706	DEPT REVENUE/MTR VEHICLE	30,252	0	31,114	0	-863	0	0
9707	ADAMS CTY S.O.-PT	38,327	0	38,327	0	0	0	0
9708	LARIMER CTY S.D. PT	10,920	0	10,920	0	0	0	0
9709	CSP PT	48,129	0	48,129	0	0	0	0
9710	CSU/RMITS PT	89,941	0	89,941	0	0	0	0
9711	CASTLE ROCK PD-PT	138,568	0	138,568	0	0	0	0
9712	ENGLEWOOD DEPT SFTY - PT	87,803	0	87,803	0	0	0	0

EF

Expenditures By Function  
June/FINAL,1998

Data Refresh Date: 01-Aug-98  
Effective Date: 30-Jun-98


Func	Description	Total	----- Projects -----		-----Maintenance and Operations -----			
			Construction	Other	Personal	Operating	Travel	Capital
9713	SUMMIT CTY SD PT	30,310	0	30,310	0	0	0	0
9714	CSP-MTRCYCLE TEAM-PT	78,604	0	78,604	0	0	0	0
9715	DEPT OF REVENUE-MTR VEHICLE-	44,152	0	44,152	0	0	0	0
9717	CSU-TR	9,395	0	9,395	0	0	0	0
9718	MARKET RESEARCH-TR	69,119	0	69,119	0	0	0	0
9719	CO DEPT-PUB HEALTH/ENVIRON-TI	19,516	0	19,516	0	0	0	0
9720	HENRY "DUKE" SMITH	12,227	0	12,227	0	0	0	0
9721	TWIST-MINI GRANTS	18,706	0	18,706	0	0	0	0
9722	CSP-OP	23,654	0	23,654	0	0	0	0
9724	INNER CITY PROJ	14,975	0	14,975	0	0	0	0
9725	DENVER OSTEOPATHIC- OP	8,733	0	8,733	0	0	0	0
9726	CASTLEWOOD FIRE PROTECTION-I	10,801	0	10,801	0	0	0	0
9727	DENVER SOCIAL SERVICES-OP	-755	0	-755	0	0	0	0
9729	OPIR	97,619	0	97,619	0	0	0	0
9730	AAA-CP	14,041	0	14,041	0	0	0	0
9732	DEN MUSEUM NATURAL HIS - PS	17,068	0	17,068	0	0	0	0
9733	DEN OSTEOPATHIC FOUNDATION-I	1,000	0	1,000	0	0	0	0
9735	CO DEPT-PUB HEALTH/ENVIRONMI	20,852	0	20,852	0	0	0	0
9736	DRE SOFTWARE	3,360	0	3,360	0	0	0	0
9747	98-410-J7	467,468	0	467,407	61	0	0	0
9748	97-408-J6	155,214	0	155,214	0	0	0	0
9749	91 403 SEAT BELT GRANT	47,009	0	47,009	0	0	0	0
9760	1996-402 SUSPENSE	4,050	0	3,188	0	863	0	0
9761	1996-402 PLANS	2,067	0	2,067	0	0	0	0
9762	1996-402 P & A	8,428	0	8,428	0	0	0	0
9764	ST TRF/TRANS DEV	167	0	167	0	0	0	0
9790	OPIR	581	0	581	0	0	0	0
9797	1996-410-J7-ALCOHOL	202	0	202	0	0	0	0
		\$919,668,617	\$539,312,842	\$80,046,502	\$126,769,540	\$159,315,224	\$1,109,878	\$13,114,630

COLORADO DEPARTMENT OF TRANSPORTATION  
PROJECT NUMBER INDEX

Project Number Prefix	Description
FEDERAL AID PROJECTS:	
ACIM	Advanced Construction
AQC, AQCM	Congestion Mitigation & Air Quality Improvement
AWPM	Regionwide Striping
BPS	Bicycle & Pedestrian Summit
BR, BRD, BRF, BRM, BRO, BR-NBIS, BRS	Bridge Replacement " "
DBE	Supportive Services - DBE Program
DE	Demonstration
DPS	Rural Access
EHP	Ecosystem & Habitat Planning
ER	Emergency Relief
FC, FCU, FR, FRU	Consolidated Primary
HES	Elimination of Hazards
HOS	Elimination of Hazards - Off System
HPR, HPR-PR	Highway Planning and Research
I	Interstate
ID	Interstate Discretionary
IM	Interstate Maintenance
IR	Interstate 4R
IRD	Interstate 4R Discretionary
IVH, IVHMP, IVHS, ITS	Intelligent Vehicle/Transportation Systems
IXFU	Interstate Transfer
LTAP	Local Transportation Assistance Program
M, MU, MRU, MR	Urban System
MC	Maintenance Construction Budget
MSI	Management System Integration
NH, NHD, NHDA, NHS	National Highway System
PFH	Public Forest Highways
PLH	Public Land Highways
Q, QIR	Advanced ROW

COLORADO DEPARTMENT OF TRANSPORTATION  
PROJECT NUMBER INDEX

Project Number Prefix	Description
RB	Rail - ROW Acquisition
RRO	Rail - Highway Elimination of Hazards - Off-System
RRP	Rail - Highway Protective Device
RRS	Rail - Highway Elimination of Hazards
RS, SR	Rural Secondary
SHE, SHO	Elimination of Hazards
SPR, SSP	Highway Planning and Research
SRP	Rail Crossing Protection Devices
STA	Safety Any Area
STE	Safety Enhancement Activities
STM	Safety Any Area (Alloc. to Urban Areas < 200,000)
STR	Safety Mandatory Non Urban
STS	Optional
STU	Safety Urban Over 200,000
TBCG	Highway Timber Bridge Research and Demo
<b>STATE AND LOCAL PROJECTS:</b>	
72-CBP, MBP	Local Bridge Pass Through Projects
C	State Financed
CC	Reimbursable
CE	Construction Engineering
CNHP	Rare Plant Field Guide
CP	Congestion Pricing Pilot Program
CX. CY	State Financed
(Plus any other Prefix)	See Federal Aid Project Index for descriptions
HB, SB	General Fund - Capital Construction
MP	Maintenance Work on State System
P	Property Projects
DAMAGE REPAIR	Material/equipment for damage caused by the driving public



**Project Expenditures By Major Function**  
**June/FINAL,1998**

Data Refresh Date: 01-Aug-98  
Effective Date: 30-Jun-98

PEMF

<u>Proicode</u>	<u>Projno</u>	<u>Total</u>	<u>Prelim</u>	<u>Row</u>	<u>Ceng</u>	<u>Constr</u>	<u>Other</u>
98806	72-CBP 0000(091)	436,000	0	0	0	0	436,000
98808	72-CBP 0000(092)	12,160	0	0	0	0	12,160
98810	72-CBP 0000(093)	582,000	0	0	0	0	582,000
98812	72-CBP 0000(094)	680,512.48	0	0	0	0	680,512.48
98814	72-CBP 0000(095)	1,979,794.25	0	0	0	0	1,979,794.25
98815	72-MBP 0000(095)	4,057,694	0	0	0	0	4,057,694
98816	72-CBP 0000(096)	1,975,983.73	0	0	0	0	1,975,983.73
98817	72-MBP 0000(096)	4,667,069.54	0	0	0	0	4,667,069.54
98818	72-cbp0000(097)	4,025,756.08	0	0	0	0	4,025,756.08
98819	72-mbp0000(097)	5,422,203	0	0	0	0	5,422,203
98820	72-cbp 0000(098)	1,106,624.94	0	0	0	0	1,106,624.94
98821	72-MBP 0000(098)	489,096	0	0	0	0	489,096
<b>Subtotal by Type:</b>		<b>25,434,894.02</b>	<b>0</b>	<b>0</b>	<b>0</b>	<b>0</b>	<b>25,434,894.02</b>

<u>Proicode</u>	<u>Projno</u>	<u>Total</u>	<u>Prelim</u>	<u>Row</u>	<u>Ceng</u>	<u>Constr</u>	<u>Other</u>
10181	AQC M240-005	0	-93,247.25	0	0	93,247.25	0
10787	AQC R600-038	11,587.81	11,587.81	0	0	0	0
10820	AQC R600-042	-0.01	-0.01	0	0	0	0
10883	AQC M240-024	11,502.57	0	0	-475.5	11,978.07	0
10950	AQC C010-017	485.98	0	0	55.98	430	0
10953	AQC R600-049	2,720.95	0	0	0	2,720.95	0
11324	AQC R600-066	450,261.25	0	0	48,111.1	402,150.15	0
11402	AQC M240-031	979,758.77	0	0	7.98	979,750.79	0
11421	AQC R600-069	25,191.3	0	0	0	0	25,191.3
11422	AQC R600-070	103,367.04	0	0	0	0	103,367.04
11423	AQC R600-071	4,324.66	0	0	0	0	4,324.66
11424	AQC C010-029	78,649.53	0	0	0	0	78,649.53
11448	AQC C010-031	434,047.24	0	0	0	434,047.24	0
11539	AQC C100-009	-100,000	0	0	0	-100,000	0
11540	AQC R600-072	0	0	0	0	14,817.44	-14,817.44
11541	AQC R600-073	114,516.53	0	0	0	114,516.53	0
11542	AQC R600-074	476,975.7	476,975.7	0	0	0	0
11671	AQC R600-080	198,341.25	0	0	0	198,341.25	0
11672	AQC R600-081	197,431.91	197,431.91	0	0	0	0



<u>Projcode</u>	<u>Projno</u>	<u>Total</u>	<u>Prelim</u>	<u>Row</u>	<u>Ceng</u>	<u>Constr</u>	<u>Other</u>
11675	AQC C010-034	43,462.6	0	0	0	43,462.6	0
11676	AQC M760-002	22,244	0	0	0	22,244	0
11679	AQC R600-082	840,079.41	0	0	0	0	840,079.41
11709	AQC M240-037	137,860.45	0	0	0	0	137,860.45
11710	AQC M240-038	102,727.92	0	0	0	0	102,727.92
11711	AQC R400-056	516,501.32	0	0	0	0	516,501.32
11714	AQC C010-036	99,575.1	0	0	0	0	99,575.1
11747	AQC R600-083	-257.73	0	0	0	0	-257.73
11778	AQC C010-040	132,485.61	0	0	0	132,485.61	0
12076	AQC R600-098	429,529.75	0	0	0	0	429,529.75
12127	AQC R400-067	109,113.37	0	0	0	0	109,113.37
12129	AQC M240-039	50,874.72	0	0	0	0	50,874.72
93114	AQCM 1000(082)	2,953.58	2,953.58	0	0	0	0
<b>Subtotal by Type:</b>		<b>5,476,312.58</b>	<b>595,701.74</b>	<b>0</b>	<b>47,699.56</b>	<b>2,350,191.88</b>	<b>2,482,719.4</b>

<u>Projcode</u>	<u>Projno</u>	<u>Total</u>	<u>Prelim</u>	<u>Row</u>	<u>Ceng</u>	<u>Constr</u>	<u>Other</u>
11774	AWPM R600-085	631,045.42	1,739.59	0	69,483.83	559,822	0
<b>Subtotal by Type:</b>		<b>631,045.42</b>	<b>1,739.59</b>	<b>0</b>	<b>69,483.83</b>	<b>559,822</b>	<b>0</b>

<u>Projcode</u>	<u>Projno</u>	<u>Total</u>	<u>Prelim</u>	<u>Row</u>	<u>Ceng</u>	<u>Constr</u>	<u>Other</u>
11962	BPS SW00-095	5,000	0	0	0	0	5,000
<b>Subtotal by Type:</b>		<b>5,000</b>	<b>0</b>	<b>0</b>	<b>0</b>	<b>0</b>	<b>5,000</b>

<u>Projcode</u>	<u>Projno</u>	<u>Total</u>	<u>Prelim</u>	<u>Row</u>	<u>Ceng</u>	<u>Constr</u>	<u>Other</u>
10177	BR 0251-135	2,102,026.52	97,190.33	3,648.85	213,830.12	1,787,357.22	0
10213	BR 0641-008	386,234.18	0	0	43,239.48	342,994.7	0
10227	BR 1602-057	-1,266.58	0	0	0	-1,266.58	0
10417	BR R400-020	22,901.16	22,901.16	0	0	0	0
10573	BR 0132-010	8,676.66	2,439.42	6,237.24	0	0	0
10576	BR 0503-044	193,146.52	153,218.53	14,298.4	2,738.59	22,891	0
10584	BR 0741-006	124,535.54	124,535.54	0	0	0	0
10586	BR 018A-002	7,510.17	0	0	0	7,510.17	0
10587	BR 0741-007	68,777.73	68,777.73	0	0	0	0
10971	BR 0704-175	1,191,304.19	0	0	132,752.12	1,058,552.07	0
11065	BR 006A-022	362,942.11	271,171.21	91,770.9	0	0	0
11076	BR 0852-070	554,970.43	0	0	60,940.56	494,029.87	0
11077	BR 0252-280	190.61	190.61	0	0	0	0
11095	BR NBIS-021	2,758.68	2,758.68	0	0	0	0
11096	BR NBIS-022	-222.16	-222.16	0	0	0	0
11097	BR NBIS-023	7,965.35	7,965.35	0	0	0	0
11099	BR NBIS-025	21,682.6	21,682.6	0	0	0	0
11274	BR 0402-047	6,640.35	0	0	734.8	5,905.55	0
11279	BR 0821-041	841,185.61	43.82	0	91,080.63	750,061.16	0
11293	BR 0132-013	1,916,234.49	0	0	208,343.88	1,707,890.61	0
11351	BR 0242-017	119,577.3	119,577.3	0	0	0	0

<u>Projcode</u>	<u>Projno</u>	<u>Total</u>	<u>Prelim</u>	<u>Row</u>	<u>Ceng</u>	<u>Constr</u>	<u>Other</u>
11352	BR 0503-050	91,430.3	91,430.3	0	0	0	0
11377	BR 006A-025	363,322.91	357,624.05	5,698.86	0	0	0
11393	BR 0401-013	1,636,053.85	42,327.99	0	170,640.31	1,423,085.55	0
11429	BR 090A-003	99,892.31	99,892.31	0	0	0	0
11430	BR 330A-006	47,169.41	38,483.15	8,686.26	0	0	0
11431	BR C530-003	132,458.99	132,458.99	0	0	0	0
11433	BR 0501-035	1,453.55	1,453.55	0	0	0	0
11434	BR 134A-009	665,697.13	26,074.88	10,048.78	67,270.96	562,302.51	0
11479	BR NBIS-028	369,856.08	369,856.08	0	0	0	0
11480	BR NBIS-029	295,560.85	295,560.85	0	0	0	0
11481	BR NBIS-030	35,481.05	35,481.05	0	0	0	0
11482	BR NBIS-031	268,067.04	268,067.04	0	0	0	0
11483	BR NBIS-032	110,425.85	110,425.85	0	0	0	0
11484	BR NBIS-033	305,060.24	305,060.24	0	0	0	0
11485	BR NBIS-034	26,160.96	26,160.96	0	0	0	0
11486	BR NBIS-035	5,026.1	5,026.1	0	0	0	0
11528	BR 0821-043	42,784.83	42,784.83	0	0	0	0
11581	BR 067A-008	47,663.1	47,663.1	0	0	0	0
11582	BR 0504-029	20,123.05	20,123.05	0	0	0	0
11625	BR 0243-052	1,079,298.81	220,542.17	17,445.85	89,767.93	751,542.86	0
11689	BR 0502-039	514,957.85	47,317.05	0	50,000.99	417,639.81	0
11712	BR 0341-045	20,920.45	20,920.45	0	0	0	0
11723	BR 0063-013	5,782.8	5,782.8	0	0	0	0
11730	BR 144A-018	96,881.33	96,881.33	0	0	0	0
11739	BR 0403-025	100,993.13	100,993.13	0	0	0	0
11754	BR 0131-006	200,084.02	199,634.02	450	0	0	0
11803	BR 0402-051	39,796.91	39,796.91	0	0	0	0
11804	BR 0641-010	36,983.94	36,983.94	0	0	0	0
11805	BR 006A-028	34,739.66	34,739.66	0	0	0	0
11806	BR 348A-005	45,321.28	45,321.28	0	0	0	0
11857	BR 0243-054	76,466.79	76,466.79	0	0	0	0
11858	BR 0243-055	37,772.43	37,772.43	0	0	0	0
11861	BR 067A-010	27,362.71	27,362.71	0	0	0	0
11870	BR 0361-056	167,636.87	167,636.87	0	0	0	0
11871	BR 0931-023	1,501.42	1,501.42	0	0	0	0
11893	BR NBIS-036	763,796.19	763,796.19	0	0	0	0
11894	BR NBIS-037	368.24	368.24	0	0	0	0
11895	BR NBIS-038	510.52	510.52	0	0	0	0
11896	BR NBIS-039	115,503.25	115,503.25	0	0	0	0
11897	BR NBIS-040	57,193.02	57,193.02	0	0	0	0
11898	BR NBIS-041	7,380.02	7,380.02	0	0	0	0
11899	BR NBIS-042	351.51	351.51	0	0	0	0
11900	BR NBIS-043	14,506.6	14,506.6	0	0	0	0
11971	BR 0503-052	27,466.62	27,466.62	0	0	0	0
12186	BR R300-049	350	0	0	0	0	350

<u>Projcode</u>	<u>Projno</u>	<u>Total</u>	<u>Prelim</u>	<u>Row</u>	<u>Ceng</u>	<u>Constr</u>	<u>Other</u>
12310	BR 0403-034	4,453.19	4,453.19	0	0	0	0
92312	BR 0362-018	47,775.05	47,775.05	0	0	0	0
93193	BR 0404-023	1,230,783.83	199,425.49	0	110,191.61	920,965.73	201
93194	BR 093-1(016)	495,843.15	472,997.18	22,845.97	0	0	0
93197	BR 0243-043	871,499.16	0	0	96,322.61	775,176.55	0
93199	BR 0014(3)	362.94	362.94	0	0	0	0
93200	BR 050-4(020)	21,945.88	21,945.88	0	0	0	0
93221	BR 287-3(061)	5,456.1	5,456.1	0	0	0	0
93267	BR 0853-023	986,845.51	0	0	107,534.58	879,310.93	0
93268	BR 034-1(037)	39,034.75	0	0	4,373.83	34,660.92	0
<b>Subtotal by Type:</b>		<b>19,679,384.99</b>	<b>6,107,329.25</b>	<b>181,131.11</b>	<b>1,449,763</b>	<b>11,940,610.63</b>	<b>551</b>

<u>Projcode</u>	<u>Projno</u>	<u>Total</u>	<u>Prelim</u>	<u>Row</u>	<u>Ceng</u>	<u>Constr</u>	<u>Other</u>
93135	BR(CX) 050-1(031)	3,418,449.98	146,385.78	3,154.25	360,677.64	2,908,232.31	0
93210	BR(CX) 0135(014)	444	0	0	0	444	0
<b>Subtotal by Type:</b>		<b>3,418,893.98</b>	<b>146,385.78</b>	<b>3,154.25</b>	<b>360,677.64</b>	<b>2,908,676.31</b>	<b>0</b>

<u>Projcode</u>	<u>Projno</u>	<u>Total</u>	<u>Prelim</u>	<u>Row</u>	<u>Ceng</u>	<u>Constr</u>	<u>Other</u>
10876	BRD C010-009	12.45	0	0	12.45	0	0
11249	BRD C010-026	5,202,051.44	921.2	0	514,880.52	4,686,249.72	0
11750	BRD C010-038	1,594,703.54	0	0	68,561.64	1,526,141.9	0
<b>Subtotal by Type:</b>		<b>6,796,767.43</b>	<b>921.2</b>	<b>0</b>	<b>583,454.61</b>	<b>6,212,391.62</b>	<b>0</b>

<u>Projcode</u>	<u>Projno</u>	<u>Total</u>	<u>Prelim</u>	<u>Row</u>	<u>Ceng</u>	<u>Constr</u>	<u>Other</u>
91059	BRF 024-3(037)	34,955.21	34,955.21	0	0	0	0
91062	BRF 010-1(022)	110.74	110.74	0	0	0	0
91066	BRF 050-4(016)	640,049.09	0	0	71,462.5	568,586.59	0
91067	BRF 050-4(017)	2,690.76	0	0	294.55	2,396.21	0
92045	BRF 385-1(006)	845,883.89	0	0	93,271.74	752,612.15	0
92049	BRF 160-3(009)	-5,496.75	0	0	0	-5,496.75	0
92052	BRF 034-1(033)	214,168.91	175,434.43	38,734.48	0	0	0
92054	BRF 002-1(018)	279,686.92	279,686.92	0	0	0	0
92067	BRF 071-2(008)	18,922.03	0	0	2,021.85	16,900.18	0
92974	BRF 550-2(020)	90,674.15	14,842.5	0	6,444.72	69,386.93	0
92982	BRF 265-1(002)	356,818.29	302,759.64	54,058.65	0	0	0
<b>Subtotal by Type:</b>		<b>2,478,463.24</b>	<b>807,789.44</b>	<b>92,793.13</b>	<b>173,495.36</b>	<b>1,404,385.31</b>	<b>0</b>

<u>Projcode</u>	<u>Projno</u>	<u>Total</u>	<u>Prelim</u>	<u>Row</u>	<u>Ceng</u>	<u>Constr</u>	<u>Other</u>
93237	BRM 1453(004)	-9,574.77	0	0	-9,574.77	0	0
<b>Subtotal by Type:</b>		<b>-9,574.77</b>	<b>0</b>	<b>0</b>	<b>-9,574.77</b>	<b>0</b>	<b>0</b>

<u>Projcode</u>	<u>Projno</u>	<u>Total</u>	<u>Prelim</u>	<u>Row</u>	<u>Ceng</u>	<u>Constr</u>	<u>Other</u>
10079	BRO M240-004	23,648.82	0	0	23,603.82	45	0
10282	BRO C040-001	956,167.23	6,870.21	0	16,564.65	932,732.37	0

<u>Projcode</u>	<u>Projno</u>	<u>Total</u>	<u>Prelim</u>	<u>Row</u>	<u>Ceng</u>	<u>Constr</u>	<u>Other</u>
10568	BRO C030-006	415,416.79	-17,093.64	17,093.64	0	415,416.79	0
10570	BRO C060-003	25,235.04	68.69	0	0	25,166.35	0
10853	BRO C040-006	686,663.54	4,786.14	0	2,400	679,477.4	0
10854	BRO C040-007	2,883.47	2,883.47	0	0	0	0
10927	BRO M405-003	93,501.92	382.98	0	283.95	92,834.99	0
11290	BRO C090-001	278,854.71	44,315.07	0	48.49	234,491.15	0
11602	BRO M735-003	6,330.83	6,330.83	0	0	0	0
11622	BRO M240-040	5,826.72	5,826.72	0	0	0	0
11623	BRO C140-004	357.11	357.11	0	0	0	0
11638	BRO M040-003	8,746.87	8,759.15	-12.28	0	0	0
11937	BRO C130-006	373.77	373.77	0	0	0	0
<b>Subtotal by Type:</b>		<b>2,504,006.82</b>	<b>63,860.5</b>	<b>17,081.36</b>	<b>42,900.91</b>	<b>2,380,164.05</b>	<b>0</b>

<u>Projcode</u>	<u>Projno</u>	<u>Total</u>	<u>Prelim</u>	<u>Row</u>	<u>Ceng</u>	<u>Constr</u>	<u>Other</u>
89075	BRS-RS(CX) 0012(027)	90,496.66	90,086.66	410	0	0	0
90111	BRS 0039(003)	2,471.39	0	984.52	162.76	1,324.11	0
92050	BRS 0160(007)	216,719.66	205,897.59	10,822.07	0	0	0
92903	BRS 0035(005)	1,525,514.86	4,345.35	0	163,465.09	1,357,704.42	0
92999	BRS 0160(008)	93,065.72	88,998.91	4,066.81	0	0	0
<b>Subtotal by Type:</b>		<b>1,928,268.29</b>	<b>389,328.51</b>	<b>16,283.4</b>	<b>163,627.85</b>	<b>1,359,028.53</b>	<b>0</b>

<u>Projcode</u>	<u>Projno</u>	<u>Total</u>	<u>Prelim</u>	<u>Row</u>	<u>Ceng</u>	<u>Constr</u>	<u>Other</u>
10117	C 0251-134	7,753.45	7,753.45	0	0	0	0
10152	C 0404-024	107.65	0	107.65	0	0	0
10215	C 0821-030	12,663.08	-77,209.41	0	10,539.68	79,332.81	0
10680	C 0704-169	7,435.97	7,435.97	0	0	0	0
10681	C 0253-128	587,750.68	259.01	0	65,829.1	521,662.57	0
10684	C 095A-001	85,542.45	83,565.42	1,977.03	0	0	0
10841	C 0342-021	1,327.96	0	0	0	0	1,327.96
11040	C 0132-012	3,556.22	284.31	3,271.91	0	0	0
11180	C 0252-284	5,827,659.08	-1,724.42	0	617,768.62	5,211,614.88	0
11202	C 0342-024	10,159,513.62	857,907.85	13,119.15	975,062.51	8,313,424.11	0
11205	C 0761-166	7,603.11	7,542.71	0	0	0	60.4
11210	C 072A-026	29,725.88	29,725.88	0	0	0	0
11260	C 0911-002	153.86	0	0	-641.25	0	795.11
11273	C 0243-048	11,508.78	0	0	1,241.89	10,266.89	0
11299	C 0931-021	10,140.05	0	0	1,127.45	9,012.6	0
11317	C 0342-026	896.88	896.88	0	0	0	0
11343	C 0252-290	550	0	550	0	0	0
11378	C 092A-014	904.3	0	0	101.33	802.97	0
11387	C 067A-007	138,362.14	1,615.83	0	15,262.71	121,483.6	0
11440	C 0131-035	158,712.97	158,712.97	0	0	0	0
11499	C 0503-051	119,409.7	0	0	12,587.12	106,822.58	0
11589	C 0741-009	9,613.37	0	0	1,077.18	8,536.19	0
11592	C 0252-311	69,659.33	69,366.33	0	0	0	293

<u>Projcode</u>	<u>Projno</u>	<u>Total</u>	<u>Prelim</u>	<u>Row</u>	<u>Ceng</u>	<u>Constr</u>	<u>Other</u>
11599	C 033A-001	2,490.2	2,490.2	0	0	0	0
11624	C 0242-021	2,499.98	1,941.64	0	558.34	0	0
11653	C 0761-168	1,628,794.61	98.91	0	173,021	1,455,674.7	0
11657	C 0762-040	4,679.2	0	0	524.3	4,154.9	0
11669	C 082A-009	15,129.97	0	0	14,716.29	0	413.68
11706	C 0911-003	1,420,414.26	0	0	158,857.23	1,261,557.03	0
11740	C 0702-210	880,032.83	10.76	0	96,325.97	783,696.1	0
11741	C 0502-040	541,411.14	4.25	0	60,461.12	480,896.98	48.79
11743	C 0402-050	796,273.1	514.27	0	89,164.15	706,594.68	0
11748	C 0253-147	8,108.4	8,108.4	0	0	0	0
11753	C 0361-053	12,572.93	572.93	0	0	0	12,000
11782	C 0242-022	85,321	0	0	0	85,321	0
11800	C 006A-027	94,216.03	1,202.76	0	2,416.75	87,941.48	2,655.04
11854	C 0702-211	691,501.76	1,419.23	0	77,323.47	612,759.06	0
11902	C 0761-169	223,730.47	1,357.23	0	23,529.21	198,844.03	0
11908	C 059A-021	151,958.05	0	0	51,030.75	100,927.3	0
11921	C 0502-041	1,316,188.09	34,983.89	0	135,810.66	1,145,483.26	-89.72
11936	C 060A-004	2,196.85	0	0	238.59	1,958.26	0
11960	C 0006-014	2,475,766.21	684.14	0	258,137.56	2,216,944.51	0
11979	C 0761-170	2,989,907.23	413.08	0	316,454.01	2,673,040.14	0
11982	C 0361-157	233,782.37	0	0	24,980.27	208,802.1	0
12009	C 0072-011	770.38	0	0	770.38	0	0
12016	C 0402-052	28,352	28,352	0	0	0	0
12024	C 001A-035	6,337.63	0	0	691.88	5,645.75	0
12058	C 0502-043	22,966.87	22,966.87	0	0	0	0
12060	C 0131-038	20,080.83	20,080.83	0	0	0	0
12061	C 0402-053	17,337.89	17,337.89	0	0	0	0
12062	C 0502-044	405,698.77	43,764.54	0	37,583.23	324,351	0
12063	C 0141-012	18,206.12	18,206.12	0	0	0	0
12089	C 0403-030	2,569.95	2,569.95	0	0	0	0
12125	C 0502-045	920.31	920.31	0	0	0	0
12156	C 0701-149	8,879.76	8,699.18	0	0	180.58	0
12171	C 0253-157	21,966.49	21,966.49	0	0	0	0
12193	C 0252-314	43,048.17	3,984.65	0	5,199.87	33,863.65	0
12222	C 0503-054	5,658.4	5,658.4	0	0	0	0
12240	C 0241-034	28,367.67	28,367.67	0	0	0	0
12246	C 0401-015	64.54	64.54	0	0	0	0
12272	C 0142-035	511.94	385.12	0	126.82	0	0
12277	C 0701-151	286,642.7	26,081.17	0	28,872.26	226,049.89	5,639.38
12279	C 0341-048	115,282.86	0	0	0	115,282.86	0
12291	C 017A-008	355.86	355.86	0	0	0	0
92962	C 0006(019)	118,327.58	118,327.58	0	0	0	0
<b>Subtotal by Type:</b>		<b>31,979,871.93</b>	<b>1,568,023.64</b>	<b>19,025.74</b>	<b>3,256,750.45</b>	<b>27,112,928.46</b>	<b>23,143.64</b>

<u>Projcode</u>	<u>Projno</u>	<u>Total</u>	<u>Prelim</u>	<u>Row</u>	<u>Ceng</u>	<u>Constr</u>	<u>Other</u>
10507	C 1603-013	-37,025.63	530.63	0	0	-37,556.26	0
10786	C 138A-006	228,439.95	156,964.32	71,475.63	0	0	0
10996	C 1601-037	225,244.59	0	141,365.49	9,398.61	74,480.49	0
11209	C 177A-001	35,868.35	8,596.25	0	2,914.08	24,358.02	0
11292	C 119A-042	940,846.6	3,574.71	0	99,685.47	837,586.42	0
11306	C 1192-005	123,000	0	0	0	123,000	0
11509	C 119A-043	228,367.48	0	0	25,382.98	202,984.5	0
11734	C 1602-061	651,244.43	226,571.77	197,837.81	5,110.3	221,724.55	0
11742	C 139A-024	1,514,439.86	0	0	169,731.36	1,344,708.5	0
11745	C 1251-004	1,573,167.01	151.78	0	176,167.99	1,396,847.24	0
11790	C 114A-005	1,470,279.63	258.74	0	162,316.77	1,307,704.12	0
11885	C 145A-022	685.85	685.85	0	0	0	0
11941	C 144A-019	518,344.62	0	0	156,018.69	362,325.93	0
12010	C 1602-065	38,205.68	38,205.68	0	0	0	0
12123	C 1602-068	384,921.82	1,461.87	0	40,973.72	342,486.23	0
12181	C 1601-147	73,542.85	11,774.07	100	6,589.48	55,079.3	0
<b>Subtotal by Type:</b>		<b>7,969,573.09</b>	<b>448,775.67</b>	<b>410,778.93</b>	<b>854,289.45</b>	<b>6,255,729.04</b>	<b>0</b>

<u>Projcode</u>	<u>Projno</u>	<u>Total</u>	<u>Prelim</u>	<u>Row</u>	<u>Ceng</u>	<u>Constr</u>	<u>Other</u>
10685	C 2873-079	102,480.03	102,480.03	0	0	0	0
11136	C 279A-001	646.12	646.12	0	0	0	0
11291	C 279A-002	972.65	972.65	0	0	0	0
11349	C 2706-029	280,298.48	278,755.35	0	24.8	0	1,518.33
11496	C 2873-089	14,644	0	0	0	14,644	0
11518	C 279A-003	647,622.52	102,153.97	80,000	48,609.65	416,858.9	0
11637	C 2871-026	928,479.28	871,089.99	56,614.06	0	500.23	275
<b>Subtotal by Type:</b>		<b>1,975,143.08</b>	<b>1,356,098.11</b>	<b>136,614.06</b>	<b>48,634.45</b>	<b>432,003.13</b>	<b>1,793.33</b>

<u>Projcode</u>	<u>Projno</u>	<u>Total</u>	<u>Prelim</u>	<u>Row</u>	<u>Ceng</u>	<u>Constr</u>	<u>Other</u>
10194	C 3921-003	-120,104.95	0	0	-120,104.95	0	0
11443	C 340A-007	29,821.17	29,821.17	0	0	0	0
11655	C 3921-004	1,431,219.6	3,232.98	0	159,974.84	1,268,011.78	0
<b>Subtotal by Type:</b>		<b>1,340,935.82</b>	<b>33,054.15</b>	<b>0</b>	<b>39,869.89</b>	<b>1,268,011.78</b>	<b>0</b>

<u>Projcode</u>	<u>Projno</u>	<u>Total</u>	<u>Prelim</u>	<u>Row</u>	<u>Ceng</u>	<u>Constr</u>	<u>Other</u>
10364	C 4701-077	860.09	860.09	0	0	0	0
11567	C 4701-083	1,633,350.42	621,233.63	1,012,116.79	0	0	0
11586	C 4701-084	311,512.04	195,480.5	0	12,380.5	103,484.74	166.3
<b>Subtotal by Type:</b>		<b>1,945,722.55</b>	<b>817,574.22</b>	<b>1,012,116.79</b>	<b>12,380.5</b>	<b>103,484.74</b>	<b>166.3</b>

<u>Projcode</u>	<u>Projno</u>	<u>Total</u>	<u>Prelim</u>	<u>Row</u>	<u>Ceng</u>	<u>Constr</u>	<u>Other</u>
11342	C 5502-028	51,081.21	49,827.49	1,253.72	0	0	0
11853	C 5502-030	1,707.42	0	0	1,707.42	0	0

Subtotal by Type:		52,788.63	49,827.49	1,253.72	1,707.42	0	0
<u>Projcode</u>	<u>Projno</u>	<u>Total</u>	<u>Prelim</u>	<u>Row</u>	<u>Ceng</u>	<u>Constr</u>	<u>Other</u>
10202	C C010-003	5,722,711.29	3,780.28	54,539.74	0	363.74	5,664,027.53
10694	C C020-007	23,366.72	0	0	0	0	23,366.72
11135	C C070-013	29,925	0	0	0	0	29,925
11198	C C100-007	3,266.28	0	0	0	0	3,266.28
11316	C C030-010	3,927,826.35	0	0	437,599.43	3,490,226.92	0
11658	C C030-013	38,853.76	0	0	0	38,853.76	0
11826	C C030-014	19,939.88	0	0	0	19,939.88	0
11977	C C030-017	623.88	484.54	0	139.34	0	0
11978	C C370-003	1,919.42	1,493.18	0	426.24	0	0
11980	C C190-004	623.88	484.54	0	139.34	0	0
12072	C C070-017	25,012.45	25,012.45	0	0	0	0
12081	C C120-006	3,226.28	1,941.47	0	0	0	1,284.81
<b>Subtotal by Type:</b>		<b>9,797,295.19</b>	<b>33,196.46</b>	<b>54,539.74</b>	<b>438,304.35</b>	<b>3,549,384.3</b>	<b>5,721,870.34</b>

<u>Projcode</u>	<u>Projno</u>	<u>Total</u>	<u>Prelim</u>	<u>Row</u>	<u>Ceng</u>	<u>Constr</u>	<u>Other</u>
10146	C M535-001	83,050.3	0	0	8,624.52	74,425.78	0
11052	C M050-001	217.85	217.85	0	0	0	0
11263	C M086-021	70,608.5	0	0	0	0	70,608.5
11930	C M455-038	6,938	0	0	0	6,938	0
12253	C M145-003	7,078.32	7,078.32	0	0	0	0
<b>Subtotal by Type:</b>		<b>167,892.97</b>	<b>7,296.17</b>	<b>0</b>	<b>8,624.52</b>	<b>81,363.78</b>	<b>70,608.5</b>

<u>Projcode</u>	<u>Projno</u>	<u>Total</u>	<u>Prelim</u>	<u>Row</u>	<u>Ceng</u>	<u>Constr</u>	<u>Other</u>
11545	C PPCN-097	419.68	299.32	0	0	0	120.36
11879	C PPCN-098	53,981.13	53,981.13	0	0	0	0
<b>Subtotal by Type:</b>		<b>54,400.81</b>	<b>54,280.45</b>	<b>0</b>	<b>0</b>	<b>0</b>	<b>120.36</b>

<u>Projcode</u>	<u>Projno</u>	<u>Total</u>	<u>Prelim</u>	<u>Row</u>	<u>Ceng</u>	<u>Constr</u>	<u>Other</u>
10200	C R400-012	-4,328.17	-4,328.17	0	0	0	0
10754	C R600-037	34,816.58	0	0	0	0	34,816.58
10793	C R400-029	8,449.05	8,449.05	0	0	0	0
11034	C R300-018	17,131.99	17,131.99	0	0	0	0
11068	C R300-022	191,430.7	0	0	6,309.68	185,121.02	0
11069	C R300-023	36.47	36.47	0	0	0	0
11070	C R300-024	10,387.62	10,387.62	0	0	0	0
11110	C R300-026	200,000	0	0	0	200,000	0
11116	C R300-027	141,045.47	0	0	0	51,194.13	89,851.34
11145	C R600-055	32,256.22	32,256.22	0	0	0	0
11159	C R600-057	29,748.18	0	0	0	0	29,748.18
11165	C R600-059	1,220.53	0	0	0	0	1,220.53
11190	C R100-023	60,040.96	0	0	0	0	60,040.96
11237	C R100-027	6,504.5	6,504.5	0	0	0	0

<u>Projcode</u>	<u>Projno</u>	<u>Total</u>	<u>Prelim</u>	<u>Row</u>	<u>Ceng</u>	<u>Constr</u>	<u>Other</u>
11250	C R400-040	1,237,603.77	1,232,288.45	0	4,106.59	1,208.73	0
11304	C R400-042	40,397.87	49.4	0	8,842.53	31,497.18	8.76
11305	C R400-043	210,001.8	0	0	21,924.94	188,076.86	0
11308	C R400-044	-46,793.33	0	0	0	0	-46,793.33
11320	C R400-045	-63,922.91	0	0	0	-63,922.91	0
11382	C R500-016	458,982.29	458,945.29	0	0	0	37
11427	C R400-047	100,200.45	90,091.59	10,108.86	0	0	0
11445	C R300-034	49,289.49	0	0	5,395.55	43,893.94	0
11488	C R400-048	364.14	364.14	0	0	0	0
11510	C R100-030	234,752.51	233,897.64	0	854.87	0	0
11511	C R100-031	52,782.85	52,028.2	0	0	754.65	0
11533	C R400-050	265,995.95	0	0	27,789.55	238,206.4	0
11534	C R400-051	342,566.31	6,330.5	0	36,561.81	299,674	0
11551	C R400-053	-1,184	-1,184	0	0	0	0
11560	C R400-054	995.86	0	0	0	995.86	0
11587	C R600-075	204.59	145.92	0	0	0	58.67
11590	C R500-019	320,200.74	0	0	0	7,313.2	312,887.54
11601	C R600-076	1,420,596.19	0	0	158,581.76	1,262,014.43	0
11626	C R100-037	146,635.94	145,642.89	0	993.05	0	0
11634	C R600-077	17,991.02	3,646.86	0	686.57	0	13,657.59
11649	C R600-078	279,084.4	0	0	0	0	279,084.4
11666	C R300-037	275,753.69	0	0	30,314.14	245,439.55	0
11744	C R300-041	587,152.75	0	0	65,826.28	521,326.47	0
11785	C R200-055	547,533.46	0	0	61,350.9	486,182.56	0
11786	C R200-056	613,426.26	0	0	68,000.19	545,426.07	0
11787	C R200-057	529,926.81	0	0	59,233.58	470,693.23	0
11788	C R200-058	760,179.75	0	0	85,321.99	667,355.96	7,501.8
11789	C R200-059	2,004,266.3	0	0	216,562.18	1,787,704.12	0
11791	C R500-020	248,274.55	43.39	0	26,069.72	222,161.44	0
11796	C R400-057	193,579.39	532.22	0	20,174.12	172,873.05	0
11798	C R400-058	237.08	173.58	0	63.5	0	0
11837	C R300-042	367,240.64	339,343.62	0	2,897.02	25,000	0
11842	C R300-043	295,349.51	0	0	27,750.46	267,599.05	0
11929	C R400-060	1,731.81	0	0	0	1,731.81	0
11981	C R400-062	39,782.32	0	0	39,782.32	0	0
12007	C R400-064	14,245.74	0	0	0	14,245.74	0
12113	C R100-043	84,782.96	81,740.99	2,716.56	325.41	0	0
12114	C R100-044	13,250.6	13,250.6	0	0	0	0
12130	C R300-046	58,968.5	7,417.28	0	5,562.42	45,988.8	0
12157	C R400-068	7,623.2	0	0	0	7,623.2	0
12182	C R600-203	46,634.19	1,420	0	0	0	45,214.19
12191	C R600-104	23,314.44	0	0	2,491.09	20,823.35	0
12273	C R300-051	493,901.01	0	0	69,717.53	424,183.48	0
12290	C R400-069	615.16	477.77	0	137.39	0	0
12294	C R600-107	10,834.6	10,834.6	0	0	0	0



<u>Projcode</u>	<u>Projno</u>	<u>Total</u>	<u>Prelim</u>	<u>Row</u>	<u>Ceng</u>	<u>Constr</u>	<u>Other</u>
12309	C R400-073	-11,435.4	0	0	0	-11,435.4	0
<b>Subtotal by Type:</b>		<b>13,002,655.35</b>	<b>2,747,918.61</b>	<b>12,825.42</b>	<b>1,053,627.14</b>	<b>8,360,949.97</b>	<b>827,334.21</b>

<u>Projcode</u>	<u>Projno</u>	<u>Total</u>	<u>Prelim</u>	<u>Row</u>	<u>Ceng</u>	<u>Constr</u>	<u>Other</u>
10278	C SW00-028	136,632.99	0	0	4,994	130,782.21	856.78
10430	C SW00-033	-977.27	-322.08	0	-655.19	0	0
10795	C SWOO-042	8,335.11	0	0	0	0	8,335.11
10842	C SWOO-043	17,590.6	17,590.6	0	0	0	0
11030	C SW00-047	4,000,000	0	0	0	4,000,000	0
11062	C SWOO-048	25,306.22	0	0	0	0	25,306.22
11063	C SWOO-049	60,594.14	0	0	0	0	60,594.14
11196	C SWOO-058	207,087.33	206,753.23	234.1	0	0	100
11244	C SWOO-060	858,528.65	2,302.98	0	20,267.42	355,565.53	480,392.72
11268	C SW00-061	363,854.42	0	0	0	0	363,854.42
11294	C SW00-063	-16,500	0	0	0	0	-16,500
11683	C SW00-077	141.44	109.85	0	0	0	31.59
11693	C SWOO-079	22,527.78	0	0	0	0	22,527.78
11757	C SW00-084	258,890.36	11,877.84	0	0	0	247,012.52
11852	C SW00-090	33,642.08	0	0	0	0	33,642.08
11934	C SW00-094	105,012.45	0	0	0	0	105,012.45
11976	C SW00-096	40,602.24	0	0	0	0	40,602.24
12078	C SW00-100	50,024.89	0	0	0	0	50,024.89
12090	C SW00-101	7,388.13	0	0	0	0	7,388.13
12111	C SW00-102	188,278.96	187,265.96	0	0	0	1,013
12158	C SW00-107	7,379.89	0	0	0	0	7,379.89
12184	C SW00-112	2,618.62	0	0	0	0	2,618.62
12201	C SW00-113	6,056.34	0	0	0	0	6,056.34
12208	C SW00-115	2,293.75	0	0	0	0	2,293.75
12265	C SW00-118	7,182	0	0	0	7,182	0
<b>Subtotal by Type:</b>		<b>6,392,491.12</b>	<b>425,578.38</b>	<b>234.1</b>	<b>24,606.23</b>	<b>4,493,529.74</b>	<b>1,448,542.67</b>

<u>Projcode</u>	<u>Projno</u>	<u>Total</u>	<u>Prelim</u>	<u>Row</u>	<u>Ceng</u>	<u>Constr</u>	<u>Other</u>
12341	C001A-036	1,561.84	0	0	1,561.84	0	0
<b>Subtotal by Type:</b>		<b>1,561.84</b>	<b>0</b>	<b>0</b>	<b>1,561.84</b>	<b>0</b>	<b>0</b>

<u>Projcode</u>	<u>Projno</u>	<u>Total</u>	<u>Prelim</u>	<u>Row</u>	<u>Ceng</u>	<u>Constr</u>	<u>Other</u>
10039	CC SW00-023	366.42	0	0	0	0	366.42
10046	CC R400-003	-1,495.93	0	-1,495.93	0	0	0
10304	CC C110-002	143,865.19	0	0	15,823.19	128,042	0
10305	CC 4701-076	4,286,577.85	1,959.55	0	294,263.18	3,990,355.12	0
10306	CC 0931-018	115,503	11,596.06	0	10,790.42	93,116.52	0
10367	CC 4701-079	-3,180.07	-3,180.07	0	0	0	0
10610	CC SW00-036	-15,580.16	0	0	0	0	-15,580.16
10667	CC DEMO-001	83,159.38	83,235.76	0	0	0	-76.38
10816	CC C010-008	107,394.68	107,311.14	83.54	0	0	0

<u>Projcode</u>	<u>Projno</u>	<u>Total</u>	<u>Prelim</u>	<u>Row</u>	<u>Ceng</u>	<u>Constr</u>	<u>Other</u>
11064	CC SW00-050	5,129.53	0	0	0	0	5,129.53
11148	CC C080-010	-7,358.95	-1,822.95	0	0	0	-5,536
11166	CC 4701-081	6,139.86	6,139.86	0	0	0	0
11241	CC 0061-061	382.61	297.16	0	0	0	85.45
11248	CC 2254-054	1,877,895.61	0	0	202,011.25	1,675,677.61	206.75
11262	CC C030-009	2,031.38	0	2,031.38	0	0	0
11301	CC 4701-082	6,413.6	0	0	738.75	5,674.85	0
11394	CC 0243-050	413,208.48	413,208.48	0	0	0	0
11400	CC 0852-073	370,086.37	0	0	369,621.87	0	464.5
11425	CC C010-030	53,531.86	557.97	0	9,425.25	43,548.64	0
11519	CC R100-032	9,044.18	4,480.45	0	4,563.73	0	0
11527	CC 0252-298	8.59	8.59	0	0	0	0
11684	CC C100-010	13,587.61	85.36	0	1,478.04	12,024.21	0
11685	CC 0852-076	4,721.18	0	0	0	0	4,721.18
11688	CC C040-013	36,370.6	36,493.29	0	-122.69	0	0
11770	CC SW00-086	1,045,519.55	0	0	846.6	1,044,672.95	0
11771	CC C010-039	1,855	1,855	0	0	0	0
11834	CC C060-014	31,897.39	31,897.39	0	0	0	0
11867	CC 120A-005	6,000.99	0	0	6,000.99	0	0
11884	CC C160-002	1,014.43	0	0	0	261.58	752.85
11916	CC C160-003	4,562.09	0	0	0	2,942.36	1,619.73
11943	CC C160-004	4,851.51	0	0	0	3,364.31	1,487.2
12025	CC 0701-147	351.41	351.41	0	0	0	0
12026	CC 1192-007	1,254.78	125.48	0	0	0	1,129.3
12030	CC C610-006	5,050.5	0	0	0	5,050.5	0
12035	CC C610-007	6,561	0	0	0	6,561	0
12038	CC C470-009	11,868	0	0	0	11,868	0
12045	CC 0403-029	861.2	94.17	0	0	0	767.03
12047	CC C150-009	6,548.62	0	0	0	0	6,548.62
12074	CC 0251-144	12,386.53	12,386.53	0	0	0	0
12126	CC 2254-057	15,072.43	849.17	0	0	0	14,223.26
12159	CC 0252-313	5,244.86	5,244.86	0	0	0	0
12180	CC C150-010	6,910	0	0	0	6,910	0
69197	CC SW00-068	-100,977.67	0	0	0	0	-100,977.67
69198	CC SW00-093	-84,925.81	0	0	0	0	-84,925.81
69213	CC 03-0025-06	0	-19.63	0	0	19.63	0
92702	CC 99-0000-11	0	334.56	0	-334.56	0	0
93126	CC 00-9000-41	73,886.53	0	0	0	0	73,886.53
<b>Subtotal by Type:</b>		<b>8,563,596.21</b>	<b>713,489.59</b>	<b>618.99</b>	<b>915,106.02</b>	<b>7,030,089.28</b>	<b>-95,707.67</b>

<u>Projcode</u>	<u>Projno</u>	<u>Total</u>	<u>Prelim</u>	<u>Row</u>	<u>Ceng</u>	<u>Constr</u>	<u>Other</u>
11280	CE POOL-001	-1,229,921.11	0	0	-1,229,921.11	0	0
11281	CE POOL-002	199,468.92	0	0	199,468.92	0	0
11282	CE POOL-003	524,922.39	0	0	524,922.39	0	0
11283	CE POOL-004	-810,666.63	0	0	-810,666.63	0	0

<u>Projcode</u>	<u>Proino</u>	<u>Total</u>	<u>Prelim</u>	<u>Row</u>	<u>Ceng</u>	<u>Constr</u>	<u>Other</u>
11284	CE POOL-005	-98,988.1	0	0	-98,988.1	0	0
11285	CE POOL-006	1,638,367.83	0	0	1,638,367.83	0	0
11286	CE POOL-007	-64,000.95	0	0	-64,432.35	0	431.4
<b>Subtotal by Type:</b>		<b>159,182.35</b>	<b>0</b>	<b>0</b>	<b>158,750.95</b>	<b>0</b>	<b>431.4</b>

<u>Projcode</u>	<u>Proino</u>	<u>Total</u>	<u>Prelim</u>	<u>Row</u>	<u>Ceng</u>	<u>Constr</u>	<u>Other</u>
11001	CP M110-019	112,320.91	0	0	0	0	112,320.91
<b>Subtotal by Type:</b>		<b>112,320.91</b>	<b>0</b>	<b>0</b>	<b>0</b>	<b>0</b>	<b>112,320.91</b>

<u>Projcode</u>	<u>Proino</u>	<u>Total</u>	<u>Prelim</u>	<u>Row</u>	<u>Ceng</u>	<u>Constr</u>	<u>Other</u>
89404	CX 05-0160-14	0	4,146.71	-3.56	12.79	0	-4,155.94
91409	CX 06-0287-38	36,291.73	493.75	5,477.99	3,398.13	26,921.86	0
91410	CX 27-0034-06	930,038.77	928,449.21	1,589.56	0	0	0
91416	CX 56-0550-12	80,248.98	0	81,071.68	0	-822.7	0
91454	CX 11-0470-12	3,290.47	3,290.47	0	0	0	0
91459	CX 99-0000-09	41,812.5	41,651.5	0	0	0	161
92400	CX 11-0285-28	12,281.27	11,981.91	0	299.36	0	0
92408	CX 99-1000-30	4,238.37	4,238.37	0	0	0	0
92411	CX 28-0040-21	6,620	6,620	0	0	0	0
92416	CX 99-6000-54	277,384	277,384	0	0	0	0
92444	CX 99-2000-53	449,180.58	449,180.58	0	0	0	0
92466	CX 43-0024-24	8,533.14	0	0	886.14	7,647	0
93152	CX 99-0000-19	96,490.11	69,014.85	0	11,050	0	16,425.26
<b>Subtotal by Type:</b>		<b>1,946,409.92</b>	<b>1,796,451.35</b>	<b>88,135.67</b>	<b>15,646.42</b>	<b>33,746.16</b>	<b>12,430.32</b>

<u>Projcode</u>	<u>Proino</u>	<u>Total</u>	<u>Prelim</u>	<u>Row</u>	<u>Ceng</u>	<u>Constr</u>	<u>Other</u>
90448	CX-CY 11-0121-75	376,675.19	0	68,337.99	33,177.27	275,159.93	0
90656	CX-CY 03-0034-19	1,665,510.43	1,664,653.51	276.09	0	0	580.83
92412	CX-CY 44-0006-06	1,362,818.17	0	0	152,556.85	1,210,261.32	0
<b>Subtotal by Type:</b>		<b>3,405,003.79</b>	<b>1,664,653.51</b>	<b>68,614.08</b>	<b>185,734.12</b>	<b>1,485,421.25</b>	<b>580.83</b>

<u>Projcode</u>	<u>Proino</u>	<u>Total</u>	<u>Prelim</u>	<u>Row</u>	<u>Ceng</u>	<u>Constr</u>	<u>Other</u>
91419	CXBRF 33-0071-18	216,416.85	193,078.9	23,063.07	274.88	0	0
92907	CXBRF 10-0470-09	51,790.33	51,790.33	0	0	0	0
92908	CXBRF 12-0002-35	11,730.46	11,730.46	0	0	0	0
<b>Subtotal by Type:</b>		<b>279,937.64</b>	<b>256,599.69</b>	<b>23,063.07</b>	<b>274.88</b>	<b>0</b>	<b>0</b>

<u>Projcode</u>	<u>Proino</u>	<u>Total</u>	<u>Prelim</u>	<u>Row</u>	<u>Ceng</u>	<u>Constr</u>	<u>Other</u>
89468	CXFRU(GF) 10-0085-12	519.92	509.36	0	0	0	10.56
89498	CXFC-CY 43-0024-21	326,741.67	207,575.22	119,166.45	0	0	0
90439	CXFCU-CY 02-0047-010q	270,327.43	-128,488.67	239,647.28	0	159,168.82	0
<b>Subtotal by Type:</b>		<b>597,589.02</b>	<b>79,595.91</b>	<b>358,813.73</b>	<b>0</b>	<b>159,168.82</b>	<b>10.56</b>

<u>Projcode</u>	<u>Proino</u>	<u>Total</u>	<u>Prelim</u>	<u>Row</u>	<u>Ceng</u>	<u>Constr</u>	<u>Other</u>
90625	CY 03-0085-25	2,450.42	2,450.42	0	0	0	0
90635	CY 27-0034-05	-16,145.5	-16,145.5	0	0	0	0
91313	CY 11-0121-74	254,899.86	2,321.17	252,578.69	0	0	0
92303	CY 06-0034-14	10,873.09	10,853.54	19.55	0	0	0
92327	CY 99-4000-35	1,225	1,225	0	0	0	0
92329	CY 20-0550-30	4,994.74	4,994.74	0	0	0	0
<b>Subtotal by Type:</b>		<b>258,297.61</b>	<b>5,699.37</b>	<b>252,598.24</b>	<b>0</b>	<b>0</b>	<b>0</b>

<u>Projcode</u>	<u>Proino</u>	<u>Total</u>	<u>Prelim</u>	<u>Row</u>	<u>Ceng</u>	<u>Constr</u>	<u>Other</u>
92413	CY-CX 06-0007-04	2,820,344.54	142,990.23	8,934.04	295,366.24	2,373,054.03	0
<b>Subtotal by Type:</b>		<b>2,820,344.54</b>	<b>142,990.23</b>	<b>8,934.04</b>	<b>295,366.24</b>	<b>2,373,054.03</b>	<b>0</b>

<u>Projcode</u>	<u>Proino</u>	<u>Total</u>	<u>Prelim</u>	<u>Row</u>	<u>Ceng</u>	<u>Constr</u>	<u>Other</u>
92980	CYBRS-CXBRS 46-0385-08	-100	0	-100	0	0	0
<b>Subtotal by Type:</b>		<b>-100</b>	<b>0</b>	<b>-100</b>	<b>0</b>	<b>0</b>	<b>0</b>

<u>Projcode</u>	<u>Proino</u>	<u>Total</u>	<u>Prelim</u>	<u>Row</u>	<u>Ceng</u>	<u>Constr</u>	<u>Other</u>
99906	DAMAGE REPAIR SECT 6	5,256.82	0	0	0	0	5,256.82
<b>Subtotal by Type:</b>		<b>5,256.82</b>	<b>0</b>	<b>0</b>	<b>0</b>	<b>0</b>	<b>5,256.82</b>

<u>Projcode</u>	<u>Proino</u>	<u>Total</u>	<u>Prelim</u>	<u>Row</u>	<u>Ceng</u>	<u>Constr</u>	<u>Other</u>
11570	DBE FY97-001	239,304.92	0	0	0	0	239,304.92
11571	DBE FY97-002	80,402.54	0	0	0	0	80,402.54
11759	DBE FY98-001	41,523.99	0	0	0	0	41,523.99
11760	DBE FY98-002	146,996.68	0	0	0	0	146,996.68
<b>Subtotal by Type:</b>		<b>508,228.13</b>	<b>0</b>	<b>0</b>	<b>0</b>	<b>0</b>	<b>508,228.13</b>

<u>Projcode</u>	<u>Proino</u>	<u>Total</u>	<u>Prelim</u>	<u>Row</u>	<u>Ceng</u>	<u>Constr</u>	<u>Other</u>
11474	DE SW00-067	90,650.2	69,429.6	0	0	0	21,220.6
11565	DE SW00-073	2,099,669.15	0	0	0	0	2,099,669.15
<b>Subtotal by Type:</b>		<b>2,190,319.35</b>	<b>69,429.6</b>	<b>0</b>	<b>0</b>	<b>0</b>	<b>2,120,889.75</b>

<u>Projcode</u>	<u>Proino</u>	<u>Total</u>	<u>Prelim</u>	<u>Row</u>	<u>Ceng</u>	<u>Constr</u>	<u>Other</u>
93236	DPS 0060(001)	22,640.14	0	0	0	22,640.14	0
<b>Subtotal by Type:</b>		<b>22,640.14</b>	<b>0</b>	<b>0</b>	<b>0</b>	<b>22,640.14</b>	<b>0</b>

<u>Projcode</u>	<u>Proino</u>	<u>Total</u>	<u>Prelim</u>	<u>Row</u>	<u>Ceng</u>	<u>Constr</u>	<u>Other</u>
11840	EHP SW00-089	10,629.04	0	0	0	0	10,629.04
<b>Subtotal by Type:</b>		<b>10,629.04</b>	<b>0</b>	<b>0</b>	<b>0</b>	<b>0</b>	<b>10,629.04</b>

<u>Projcode</u>	<u>Proino</u>	<u>Total</u>	<u>Prelim</u>	<u>Row</u>	<u>Ceng</u>	<u>Constr</u>	<u>Other</u>
11991	ER R400-063	1,108,508.1	0	0	102,462.72	1,006,045.38	0
12039	ER 2854-073	1,254,763.97	0	0	18,704.33	1,235,950.45	109.19

<u>Projcode</u>	<u>Projno</u>	<u>Total</u>	<u>Prelim</u>	<u>Row</u>	<u>Ceng</u>	<u>Constr</u>	<u>Other</u>
12042	ER 0142-034	358,168.37	358,155.92	12.45	0	0	0
12043	ER 0712-010	1,009,864.33	589.94	0	65,141.35	944,133.04	0
12147	ER M256-005	4,908.24	0	0	0	4,908.24	0
12332	ER 0131-039	67,900	0	0	0	67,900	0
<b>Subtotal by Type:</b>		<b>3,804,113.01</b>	<b>358,745.86</b>	<b>12.45</b>	<b>186,308.4</b>	<b>3,258,937.11</b>	<b>109.19</b>

<u>Projcode</u>	<u>Projno</u>	<u>Total</u>	<u>Prelim</u>	<u>Row</u>	<u>Ceng</u>	<u>Constr</u>	<u>Other</u>
91167	F-STA(CX) 000S(018)	938.38	938.38	0	0	0	0
<b>Subtotal by Type:</b>		<b>938.38</b>	<b>938.38</b>	<b>0</b>	<b>0</b>	<b>0</b>	<b>0</b>

<u>Projcode</u>	<u>Projno</u>	<u>Total</u>	<u>Prelim</u>	<u>Row</u>	<u>Ceng</u>	<u>Constr</u>	<u>Other</u>
88056	FC 093-1(009)	8,226.79	8,226.79	0	0	0	0
<b>Subtotal by Type:</b>		<b>8,226.79</b>	<b>8,226.79</b>	<b>0</b>	<b>0</b>	<b>0</b>	<b>0</b>

<u>Projcode</u>	<u>Projno</u>	<u>Total</u>	<u>Prelim</u>	<u>Row</u>	<u>Ceng</u>	<u>Constr</u>	<u>Other</u>
91130	FC(CX) 006-1(054)	1,069,355.87	53,993.44	3,734.5	108,094.26	903,533.67	0
92072	FC(CX) 034-2(016)	1,048,911.12	404,409.3	644,501.82	0	0	0
<b>Subtotal by Type:</b>		<b>2,118,266.99</b>	<b>458,402.74</b>	<b>648,236.32</b>	<b>108,094.26</b>	<b>903,533.67</b>	<b>0</b>

<u>Projcode</u>	<u>Projno</u>	<u>Total</u>	<u>Prelim</u>	<u>Row</u>	<u>Ceng</u>	<u>Constr</u>	<u>Other</u>
89102	FC-NH(CX) 074-1(003)	35,636.95	6,811.7	28,825.25	0	0	0
89103	FC-NH(CX) 074-1(004)	7,116.43	5,730.16	1,386.27	0	0	0
90050	FC-NH(CX) 000S(016)	106,987.61	0	0	0	0	106,987.61
91017	FC-NHCX 0252-271	122.18	122.18	0	0	0	0
91044	FC-NH(CX) 024-3(036)	43,074.86	43,074.86	0	0	0	0
91049	FC-STR(CX) 287-3(053)	916,736.48	458,280.24	458,456.24	0	0	0
91050	FC-NH(CX) 160-2(048)	1,011,323.94	1,011,323.94	0	0	0	0
<b>Subtotal by Type:</b>		<b>2,120,998.45</b>	<b>1,525,343.08</b>	<b>488,667.76</b>	<b>0</b>	<b>0</b>	<b>106,987.61</b>

<u>Projcode</u>	<u>Projno</u>	<u>Total</u>	<u>Prelim</u>	<u>Row</u>	<u>Ceng</u>	<u>Constr</u>	<u>Other</u>
79195	FCU(CX) 024-3(009)	-78,783.29	1,957.06	-80,740.35	0	0	0
89055	FCU-CX 083-1(049)	8,927,881.27	2,850,243.69	6,077,637.58	0	0	0
90043	FCU-NH(CX) 083-1(052)	111,793.75	2,296.05	109,497.7	0	0	0
90048	FCU-NH(CX) 287-3(052)	1,111,822.2	828,668.15	283,154.05	0	0	0
90049	FCU-NH(CX) 085-2(054)	3,983,405.96	3,909,303.18	74,102.78	0	0	0
91051	FCU(CX) 085-2(057)	1,992,148.03	639,555.54	1,352,592.49	0	0	0
91163	FCU(CX) 024-3(039)	6,022.24	-1,547.93	0	570.17	7,000	0
<b>Subtotal by Type:</b>		<b>16,054,290.16</b>	<b>8,230,475.74</b>	<b>7,816,244.25</b>	<b>570.17</b>	<b>7,000</b>	<b>0</b>

<u>Projcode</u>	<u>Projno</u>	<u>Total</u>	<u>Prelim</u>	<u>Row</u>	<u>Ceng</u>	<u>Constr</u>	<u>Other</u>
89035	FR 009-2(010)	200,309	200,309	0	0	0	0
<b>Subtotal by Type:</b>		<b>200,309</b>	<b>200,309</b>	<b>0</b>	<b>0</b>	<b>0</b>	<b>0</b>

<u>Projcode</u>	<u>Projno</u>	<u>Total</u>	<u>Prelim</u>	<u>Row</u>	<u>Ceng</u>	<u>Constr</u>	<u>Other</u>
88041	FR(CX) 009-2(009)	3,573,294.49	509.32	0	392,318.86	3,180,466.31	0
89036	FR(CX) 040-3(016)	716,392.36	716,392.36	0	0	0	0
<b>Subtotal by Type:</b>		<b>4,289,686.85</b>	<b>716,901.68</b>	<b>0</b>	<b>392,318.86</b>	<b>3,180,466.31</b>	<b>0</b>

<u>Projcode</u>	<u>Projno</u>	<u>Total</u>	<u>Prelim</u>	<u>Row</u>	<u>Ceng</u>	<u>Constr</u>	<u>Other</u>
90044	FR-NH(CX) 115-1(004)	195,865.27	195,865.27	0	0	0	0
<b>Subtotal by Type:</b>		<b>195,865.27</b>	<b>195,865.27</b>	<b>0</b>	<b>0</b>	<b>0</b>	<b>0</b>

<u>Projcode</u>	<u>Projno</u>	<u>Total</u>	<u>Prelim</u>	<u>Row</u>	<u>Ceng</u>	<u>Constr</u>	<u>Other</u>
10061	HB 0852-075	1,057,051.28	0	0	116,624.5	940,426.78	0
10603	HB 0704-168	6,107,220.13	0	0	504,819.54	5,602,400.59	0
10604	HB 2254-053	2,905,758.96	414.27	0	239,891.2	2,665,453.49	0
10753	HB 0821-035	6,716,417.19	8,627.72	35,012.45	712,279.83	5,960,196	301.19
11041	HB 047-1(019)	5,432,679.48	38,739.94	0	582,764.45	4,811,175.09	0
11044	HB 135A-015	3,162,020.29	0	0	350,866.02	2,811,154.27	0
11149	HB 0253-133	1,966,915.97	1,187.42	0	212,993.03	1,752,735.52	0
11155	HB 0503-049	943,945.5	41.84	943,063.19	4.16	0	836.31
11158	HB 0252-283	1,714,267.32	0	0	-60,379.04	1,774,646.36	0
11167	HB 0091-012	500,000	0	0	0	500,000	0
11168	HB 0703-225	1,194.93	1,194.93	0	0	0	0
11265	HB 0852-071	6,004,824.49	12,903.59	0	631,660.32	5,360,260.58	0
11266	HB 0821-040	6,672,062.67	117,949.7	0	704,621.77	5,849,491.2	0
11417	HB 009A-019	2,324.57	2,324.57	0	0	0	0
11475	HB 2871-025	2,622,465.85	0	0	293,817.97	2,328,647.88	0
11490	HB 0072-008	1,841,667.12	0	0	193,878.47	1,647,788.65	0
11491	HB 0362-014	272,930.84	0	0	30,581.78	242,349.06	0
11492	HB 2873-088	1,006,964.05	0	600	112,507.15	893,856.9	0
11494	HB 059A-020	40,002.61	0	0	4,482.6	35,520.01	0
11500	HB 1601-039	2,570,525.51	856,210.57	1,714,314.94	0	0	0
11508	HB 0253-139	6,813,317.54	609.06	0	720,255.65	6,091,770.06	682.77
11512	HB 0703-234	350,610.96	0	0	39,318.75	311,292.21	0
11513	HB 0831-072	1,360,042.23	5,039.17	0	144,405.82	1,210,597.24	0
11514	HB 0252-296	1,135,598.4	0	0	126,507.46	1,009,090.94	0
11515	HB 0252-297	2,523,318.95	0	0	273,833.77	2,249,485.18	0
11613	HB 0402-049	1,552,390.26	0	0	173,947.32	1,378,442.94	0
11668	HB 0821-045	1,629,818.98	2,098.88	0	171,330.46	1,456,389.64	0
11824	HB 1602-062	4,114,551.31	497.3	0	449,574.92	3,664,479.09	0
11862	HB 1601-044	367,935.76	120.13	0	38,227.51	329,588.12	0
92917	HB 225-4(049)	1,170,788.92	0	0	126,545.79	1,044,243.13	0
<b>Subtotal by Type:</b>		<b>72,559,612.07</b>	<b>1,047,959.09</b>	<b>2,692,990.58</b>	<b>6,895,361.2</b>	<b>61,921,480.93</b>	<b>1,820.27</b>

<u>Projcode</u>	<u>Projno</u>	<u>Total</u>	<u>Prelim</u>	<u>Row</u>	<u>Ceng</u>	<u>Constr</u>	<u>Other</u>
11635	HPR 0001(128)	44,767.12	0	0	0	0	44,767.12
93127	HPR 0003(020)	11,172.62	0	0	0	0	11,172.62

Subtotal by Type: 55,939.74 0 0 0 0 55,939.74

<u>Projcode</u>	<u>Projno</u>	<u>Total</u>	<u>Prelim</u>	<u>Row</u>	<u>Ceng</u>	<u>Constr</u>	<u>Other</u>
92012	I(CX) 076-1(136)	181,476.2	0	0	61,741.64	119,734.56	0
<b>Subtotal by Type:</b>		<b>181,476.2</b>	<b>0</b>	<b>0</b>	<b>61,741.64</b>	<b>119,734.56</b>	<b>0</b>

<u>Projcode</u>	<u>Projno</u>	<u>Total</u>	<u>Prelim</u>	<u>Row</u>	<u>Ceng</u>	<u>Constr</u>	<u>Other</u>
92005	I-IDCX 070-2(149)	133,604.06	0	0	14,847.98	118,756.08	0
<b>Subtotal by Type:</b>		<b>133,604.06</b>	<b>0</b>	<b>0</b>	<b>14,847.98</b>	<b>118,756.08</b>	<b>0</b>

<u>Projcode</u>	<u>Projno</u>	<u>Total</u>	<u>Prelim</u>	<u>Row</u>	<u>Ceng</u>	<u>Constr</u>	<u>Other</u>
93271	ID 076-1(161)	46,090.21	0	0	4,900.29	41,189.92	0
<b>Subtotal by Type:</b>		<b>46,090.21</b>	<b>0</b>	<b>0</b>	<b>4,900.29</b>	<b>41,189.92</b>	<b>0</b>

<u>Projcode</u>	<u>Projno</u>	<u>Total</u>	<u>Prelim</u>	<u>Row</u>	<u>Ceng</u>	<u>Constr</u>	<u>Other</u>
11763	IDR(B) 070-4(180)	1,612,618.15	0	0	172,329.3	1,440,288.85	0
92918	IDR(A) 070-4(180)	881,684.73	0	0	72,799.67	808,885.06	0
<b>Subtotal by Type:</b>		<b>2,494,302.88</b>	<b>0</b>	<b>0</b>	<b>245,128.97</b>	<b>2,249,173.91</b>	<b>0</b>

<u>Projcode</u>	<u>Projno</u>	<u>Total</u>	<u>Prelim</u>	<u>Row</u>	<u>Ceng</u>	<u>Constr</u>	<u>Other</u>
10458	IM 0704-065	873,349.41	149,919.17	0	77,300.45	646,129.79	0
10463	IM 0704-167	362,579.1	0	0	40,391.32	322,187.78	0
10580	IM 0252-272	301.7	301.7	0	31.33	-31.33	0
10768	IM 0252-278	8,075.93	0	0	862.93	7,213	0
10827	IM 0831-065	5,804,328.1	66,295.75	0	629,506.91	5,108,525.44	0
10975	IM 0253-132	135,659.11	0	1,185.95	787.24	133,685.92	0
11088	IM R600-052	129,586.19	0	0	14,254.47	115,331.72	0
11129	IM R100-020	10,149.59	0	0	1,120.49	9,029.1	0
11206	IM 0704-176	5,288,545.55	1,185.24	0	580,359.53	4,707,000.78	0
11228	IM 0252-287	916	916	0	0	0	0
11229	IM 0703-227	990.7	990.7	0	0	0	0
11261	IM 0252-288	115,399.13	115,185.04	0	0	0	214.09
11327	IM 0704-177	6,944,501.36	0	0	774,133.27	6,170,368.09	0
11328	IM 0704-178	12,929,485.65	4,608.18	0	1,401,401.71	11,523,475.76	0
11350	IM 0703-231	7,648,470.02	0	0	849,761.2	6,798,708.82	0
11364	IM 0704-179	10,500	0	0	0	10,500	0
11371	IM 0251-141	3,333,417.94	0	0	367,724.74	2,965,693.2	0
11373	IM 0252-293	84,286.06	0	0	9,213.58	75,072.48	0
11385	IM 0703-230	1,546,820.01	0	0	0	0	1,546,820.01
11406	IM 0702-207	34,044.06	0	0	3,637.66	30,406.4	0
11438	IM 0703-233	-316.1	0	0	0	-316.1	0
11478	IM 0761-167	48,873.58	48,873.58	0	0	0	0
11504	IM R300-035	438,299.64	0	0	47,892.25	390,407.39	0
11576	IM 0253-141	433,498.42	107,480.22	326,018.2	0	0	0
11593	IM 0253-144	251,814.86	26,958.63	0	24,026.51	200,829.72	0

<u>Proicode</u>	<u>Projno</u>	<u>Total</u>	<u>Prelim</u>	<u>Row</u>	<u>Ceng</u>	<u>Constr</u>	<u>Other</u>
11594	IM 2254-056	427,233.25	93,872.98	0	35,620.42	297,739.85	0
11630	IM R200-051	127.66	127.66	0	0	0	0
11631	IM 0252-300	1,063,067.02	940,782.85	122,284.17	0	0	0
11755	IM 0252-302	2,141,198.62	0	0	235,540.51	1,905,658.11	0
11765	IM 0252-303	2,060,584.69	0	0	229,231.87	1,831,352.82	0
11779	IM 0705-067	2,378,254.22	0	0	263,551.35	2,114,702.87	0
11849	IM 0704-184	7,009.31	7,009.31	0	0	0	0
11850	IM 0704-185	345,121.75	345,121.75	0	0	0	0
11942	IM 0252-038	831,969.75	831,969.75	0	0	0	0
11963	IM 0252-309	210,063.65	210,063.65	0	0	0	0
11964	IM 0252-310	120,894.07	120,894.07	0	0	0	0
11973	IM 0704-188	2,360.02	2,360.02	0	0	0	0
12032	IM R600-094	62,197.43	62,197.43	0	0	0	0
12053	IM R400-065	792.49	792.49	0	0	0	0
12116	IM 0252-312	1,146,880.13	0	0	122,547.18	1,024,332.95	0
12117	IM 0703-242	11,451.78	11,451.78	0	0	0	0
12255	IM 0252-317	13,025.17	0	0	0	0	13,025.17
12288	IM 0252-319	11,564.96	11,564.96	0	0	0	0
92915	IM 070-4(161)	-2,961.73	0	0	-2,961.73	0	0
<b>Subtotal by Type:</b>		<b>57,264,410.25</b>	<b>3,160,922.91</b>	<b>449,488.32</b>	<b>5,705,935.19</b>	<b>46,388,004.56</b>	<b>1,560,059.27</b>

<u>Proicode</u>	<u>Projno</u>	<u>Total</u>	<u>Prelim</u>	<u>Row</u>	<u>Ceng</u>	<u>Constr</u>	<u>Other</u>
92019	IM(CX) 076-1(157)	18,164.64	0	0	2,006.16	16,158.48	0
93270	IM(CX) 076-1(160)	2,037,814.59	921,760.78	1,116,053.81	0	0	0
<b>Subtotal by Type:</b>		<b>2,055,979.23</b>	<b>921,760.78</b>	<b>1,116,053.81</b>	<b>2,006.16</b>	<b>16,158.48</b>	<b>0</b>

<u>Proicode</u>	<u>Projno</u>	<u>Total</u>	<u>Prelim</u>	<u>Row</u>	<u>Ceng</u>	<u>Constr</u>	<u>Other</u>
91024	IM-IR(CX) 025-1(121)	30,132.6	30,132.6	0	0	0	0
<b>Subtotal by Type:</b>		<b>30,132.6</b>	<b>30,132.6</b>	<b>0</b>	<b>0</b>	<b>0</b>	<b>0</b>

<u>Proicode</u>	<u>Projno</u>	<u>Total</u>	<u>Prelim</u>	<u>Row</u>	<u>Ceng</u>	<u>Constr</u>	<u>Other</u>
86019	IR 070-3(160)	686,856.48	686,772.73	0	83.75	0	0
<b>Subtotal by Type:</b>		<b>686,856.48</b>	<b>686,772.73</b>	<b>0</b>	<b>83.75</b>	<b>0</b>	<b>0</b>

<u>Proicode</u>	<u>Projno</u>	<u>Total</u>	<u>Prelim</u>	<u>Row</u>	<u>Ceng</u>	<u>Constr</u>	<u>Other</u>
87014	IR(CX) 025-2(212)	1,760,921.53	1,760,921.53	0	0	0	0
87021	IR(CX) 025-2(216)	-187,750.4	11,361.56	-199,111.96	0	0	0
90023	IR(CX) 070-4(143)	14,494,004.31	1,252.25	0	287,917.34	14,204,834.72	0
90025	IR(CX) 025-1(120)	9,764.14	0	0	1,043.3	8,720.84	0
90087	IR(CX) 270-6(026)	946,782.35	110,608.93	836,173.42	0	0	0
90168	IR(CX) 070-4(141)	-1,335	0	0	0	-1,335	0
<b>Subtotal by Type:</b>		<b>17,022,386.93</b>	<b>1,884,144.27</b>	<b>637,061.46</b>	<b>288,960.64</b>	<b>14,212,220.56</b>	<b>0</b>



<u>Projcode</u>	<u>Projno</u>	<u>Total</u>	<u>Prelim</u>	<u>Row</u>	<u>Ceng</u>	<u>Constr</u>	<u>Other</u>
88034	IR-IM-NH(CX) 070-4(130)	46,753.09	43,699.26	3,053.83	0	0	0
88035	IR-NH(CX) 225-4(046)	12,691	12,691	0	0	0	0
89028	IR-NH(CX) 025-2(234)	2,857.35	2,857.35	0	0	0	0
89100	IR-IM(CX) 070-4(145)	4,933,570.77	1,265,636.62	3,667,934.15	0	0	0
90085	IR-IM-NH(CX) 025-3(107)	3,187,182.86	1,917,704.38	1,269,478.48	0	0	0
91023	IR-NH(CX) 025-2(252)	-70,258.07	0	-70,258.07	0	0	0
91025	IR-IM(CX) 025-1(122)	4,658,624.76	0	0	520,909.95	4,137,714.81	0
91033	IR-IM(CX) 025-3(110)	9,361,959.13	363,436.3	500,238.21	923,996.1	7,574,288.52	0
91034	IR-IM(CX) 025-3(111)	1,523,630.35	978,482.21	545,148.14	0	0	0
91035	IR-IM(CX) 076-1(154)	0	0	0	1,331.79	-1,331.79	0
92018	IR-IM(CX) 025-3(113)	3,211,464.02	169,485.85	21,895.18	131,455.71	2,888,627.28	0
<b>Subtotal by Type:</b>		<b>26,868,475.26</b>	<b>4,753,992.97</b>	<b>5,937,489.92</b>	<b>1,577,693.55</b>	<b>14,599,298.82</b>	<b>0</b>

<u>Projcode</u>	<u>Projno</u>	<u>Total</u>	<u>Prelim</u>	<u>Row</u>	<u>Ceng</u>	<u>Constr</u>	<u>Other</u>
91039	IRD-CX(A) 025-2(242)	726,130.34	0	0	77,588.06	648,542.28	0
<b>Subtotal by Type:</b>		<b>726,130.34</b>	<b>0</b>	<b>0</b>	<b>77,588.06</b>	<b>648,542.28</b>	<b>0</b>

<u>Projcode</u>	<u>Projno</u>	<u>Total</u>	<u>Prelim</u>	<u>Row</u>	<u>Ceng</u>	<u>Constr</u>	<u>Other</u>
89160	IRIMNH(CX) 076-2(029)	130.46	130.46	0	0	0	0
<b>Subtotal by Type:</b>		<b>130.46</b>	<b>130.46</b>	<b>0</b>	<b>0</b>	<b>0</b>	<b>0</b>

<u>Projcode</u>	<u>Projno</u>	<u>Total</u>	<u>Prelim</u>	<u>Row</u>	<u>Ceng</u>	<u>Constr</u>	<u>Other</u>
11717	ITS 9608(001)	203,375.58	0	0	0	0	203,375.58
11718	ITS 9608(602)	6,697.75	0	0	0	0	6,697.75
11807	ITS 9708(601)	-4,061.21	0	0	0	0	-4,061.21
<b>Subtotal by Type:</b>		<b>206,012.12</b>	<b>0</b>	<b>0</b>	<b>0</b>	<b>0</b>	<b>206,012.12</b>

<u>Projcode</u>	<u>Projno</u>	<u>Total</u>	<u>Prelim</u>	<u>Row</u>	<u>Ceng</u>	<u>Constr</u>	<u>Other</u>
10115	IVH 9309(601)	8,000	8,000	0	0	0	0
10320	IVH 9308(604)	935,364.74	0	0	0	0	935,364.74
10703	IVH 9408(001)	118,241.19	0	0	0	0	118,241.19
10704	IVH 9408(003)	-30,149.94	0	0	0	0	-30,149.94
10705	IVH 9408(004)	-3,049.82	0	0	0	0	-3,049.82
10710	IVH 9408(002)	433.37	0	0	0	0	433.37
91865	IVH-MP 9108(001)	223,238.25	223,238.25	0	0	0	0
93338	IVH 9308(603)	925.52	925.52	0	0	0	0
93352	IVHS 9308(602)	96,263.07	0	0	0	0	96,263.07
<b>Subtotal by Type:</b>		<b>1,349,266.38</b>	<b>232,163.77</b>	<b>0</b>	<b>0</b>	<b>0</b>	<b>1,117,102.61</b>

<u>Projcode</u>	<u>Projno</u>	<u>Total</u>	<u>Prelim</u>	<u>Row</u>	<u>Ceng</u>	<u>Constr</u>	<u>Other</u>
11572	LTAP SW00-074	71,199.72	0	0	0	0	71,199.72
<b>Subtotal by Type:</b>		<b>71,199.72</b>	<b>0</b>	<b>0</b>	<b>0</b>	<b>0</b>	<b>71,199.72</b>

<u>Projcode</u>	<u>Projno</u>	<u>Total</u>	<u>Prelim</u>	<u>Row</u>	<u>Ceng</u>	<u>Constr</u>	<u>Other</u>
90148	M 1471(003)	2,355.42	2,355.42	0	0	0	0
<b>Subtotal by Type:</b>		<b>2,355.42</b>	<b>2,355.42</b>	<b>0</b>	<b>0</b>	<b>0</b>	<b>0</b>

<u>Projcode</u>	<u>Projno</u>	<u>Total</u>	<u>Prelim</u>	<u>Row</u>	<u>Ceng</u>	<u>Constr</u>	<u>Other</u>
89163	M 2225(005)	-200.73	0	-200.73	0	0	0
92070	M 2000(020)	-10,166.14	0	0	-10,166.14	0	0
<b>Subtotal by Type:</b>		<b>-10,366.87</b>	<b>0</b>	<b>-200.73</b>	<b>-10,166.14</b>	<b>0</b>	<b>0</b>

<u>Projcode</u>	<u>Projno</u>	<u>Total</u>	<u>Prelim</u>	<u>Row</u>	<u>Ceng</u>	<u>Constr</u>	<u>Other</u>
10486	MC C510-005	159,209.57	0	0	13,145.57	146,064	0
10607	MC R200-015	48,759.47	0	0	13,983.44	34,776.03	0
11003	MC 0242-015	37.63	0	0	37.63	0	0
11124	MC R600-054	-1,141.98	0	0	-173.9	-968.08	0
11278	MC R600-065	104,322.17	0	0	24.89	104,297.28	0
11336	MC C280-002	144,114.26	15.01	0	16,175.74	127,923.51	0
11339	MC 0502-037	75,943.63	0	0	8,509.45	67,434.18	0
11340	MC C080-013	3,085.12	3,085.12	0	0	0	0
11414	MC 016A-038	1,446.07	1,446.07	0	0	0	0
11435	MC R200-046	16,105.06	16,105.06	0	0	0	0
11564	MC R100-035	32,764.5	0	0	0	32,764.5	0
11641	MC 029A-001	26,866.47	11	26,855.47	0	0	0
11687	MC R300-038	24,499.39	1,221.18	0	2,635.37	20,642.84	0
11701	MC R300-039	217,314.87	529.84	0	23,229.89	193,555.14	0
11949	MC 0704-186	143,117.85	2,290.5	0	15,779.35	125,048	0
12054	MC R600-095	8,639.47	8,639.47	0	0	0	0
12135	MC R600-100	795.06	617.49	0	177.57	0	0
<b>Subtotal by Type:</b>		<b>1,005,878.61</b>	<b>33,960.74</b>	<b>26,855.47</b>	<b>93,525</b>	<b>851,537.4</b>	<b>0</b>

<u>Projcode</u>	<u>Projno</u>	<u>Total</u>	<u>Prelim</u>	<u>Row</u>	<u>Ceng</u>	<u>Constr</u>	<u>Other</u>
10329	MP 0253-121	78,764.87	0	0	0	78,764.87	0
10351	MP R600-018	1,034,215.81	289,467	0	0	741,699.51	3,049.3
10485	MP C510-004	4,207.43	0	0	0	0	4,207.43
10626	MP R200-016	288,327.37	0	0	0	288,327.37	0
10627	MP R200-017	24,375.67	0	0	0	24,375.67	0
10629	MP R200-018	186,908.9	0	0	0	183,609.88	3,299.02
10632	MP C450-001	21,813.97	21,813.97	0	0	0	0
10676	MP C320-001	103,600.39	101,855.98	0	0	1,295.23	449.18
10882	MP R100-012	150,311.72	0	0	0	0	150,311.72
10955	MP 0703-220	36,443.09	0	0	0	0	36,443.09
10956	MP 0703-221	43,504.81	0	0	0	0	43,504.81
11032	MP R100-018	11,890.04	128.99	0	0	0	11,761.05
11271	MP 0703-228	22,996.51	0	0	0	0	22,996.51
11344	MP 0702-203	97,933.22	0	0	0	97,933.22	0
11397	MP R300-031	31,126.91	0	0	0	11,893.94	19,232.97
11404	MP R200-043	39,148.85	0	0	0	38,135.63	1,013.22

<u>Projcode</u>	<u>Projno</u>	<u>Total</u>	<u>Prelim</u>	<u>Row</u>	<u>Ceng</u>	<u>Constr</u>	<u>Other</u>
11405	MP R200-044	149,429.39	0	0	0	113,400	36,029.39
11537	MP M240-032	1,000,000	0	0	0	1,000,000	0
11636	MP R200-052	685,769.09	0	0	0	601,008.7	84,760.39
11650	MP 6600-079	595,084.36	451,257.71	0	0	134,844.04	8,982.61
11751	MP R200-053	342,398.11	0	0	0	341,288.18	1,109.93
11758	MP SWOO-085	214,758.31	0	0	0	6,566.07	208,192.24
11768	MP 0703-236	107,550	0	0	0	0	107,550
11797	MP R200-060	104,305.25	0	0	0	9,356.21	94,949.04
11843	MP R600-088	191,736.23	0	0	0	0	191,736.23
11844	MP R200-061	378,189.19	87.12	0	0	378,102.07	0
11886	MP R500-021	22,235.71	0	0	0	22,235.71	0
11887	MP R500-022	138,623.21	0	0	0	12,514.17	126,109.04
11907	MP R200-062	2,594,720.54	0	0	2,209.48	1,749,376.01	843,135.05
11935	MP R500-024	95,850.46	0	0	0	95,850.46	0
11967	MP R500-025	83,554.37	0	0	0	82,162.4	1,391.97
11968	MP R500-026	99,340.22	0	0	0	89,243.05	10,097.17
12064	MP R600-096	130,650.25	0	0	0	0	130,650.25
12075	MP 0703-240	20,128.06	0	0	0	0	20,128.06
12077	MP 0703-241	8,007.55	0	0	0	0	8,007.55
12152	MP SW00-106	77,689	0	0	0	0	77,689
12266	MP SW00-119	1,515.66	0	0	0	0	1,515.66
87853	MP 10-0000-04	21,023.35	0	0	0	0	21,023.35
90834	MP 01-0025-56	-8,546.69	-8,566.58	0	0	19.89	0
91863	MP 17-0050-19	4,486.34	4,486.34	0	0	0	0
93233	MP 99-5000-20	663.68	0	0	0	0	663.68
<b>Subtotal by Type:</b>		<b>9,234,731.2</b>	<b>860,530.53</b>	<b>0</b>	<b>2,209.48</b>	<b>6,102,002.28</b>	<b>2,269,988.91</b>

<u>Projcode</u>	<u>Projno</u>	<u>Total</u>	<u>Prelim</u>	<u>Row</u>	<u>Ceng</u>	<u>Constr</u>	<u>Other</u>
93111	MP-CX 99-0000-17	1,587,597.35	19,228.63	0	133.47	22,989.11	1,545,246.14
<b>Subtotal by Type:</b>		<b>1,587,597.35</b>	<b>19,228.63</b>	<b>0</b>	<b>133.47</b>	<b>22,989.11</b>	<b>1,545,246.14</b>

<u>Projcode</u>	<u>Projno</u>	<u>Total</u>	<u>Prelim</u>	<u>Row</u>	<u>Ceng</u>	<u>Constr</u>	<u>Other</u>
90161	MRU 0088(013)	-5,480.95	0	-5,480.95	0	0	0
<b>Subtotal by Type:</b>		<b>-5,480.95</b>	<b>0</b>	<b>-5,480.95</b>	<b>0</b>	<b>0</b>	<b>0</b>

<u>Projcode</u>	<u>Projno</u>	<u>Total</u>	<u>Prelim</u>	<u>Row</u>	<u>Ceng</u>	<u>Constr</u>	<u>Other</u>
11361	MSI SW00-065	16,690.26	0	0	0	0	16,690.26
<b>Subtotal by Type:</b>		<b>16,690.26</b>	<b>0</b>	<b>0</b>	<b>0</b>	<b>0</b>	<b>16,690.26</b>

<u>Projcode</u>	<u>Projno</u>	<u>Total</u>	<u>Prelim</u>	<u>Row</u>	<u>Ceng</u>	<u>Constr</u>	<u>Other</u>
86228	MU 0085(010)	7,973.1	3,568.44	4,404.66	0	0	0
<b>Subtotal by Type:</b>		<b>7,973.1</b>	<b>3,568.44</b>	<b>4,404.66</b>	<b>0</b>	<b>0</b>	<b>0</b>

<u>Projcode</u>	<u>Projno</u>	<u>Total</u>	<u>Prelim</u>	<u>Row</u>	<u>Ceng</u>	<u>Constr</u>	<u>Other</u>
91094	MU-STU 0030(006)	844,841.03	89,972.83	53,148.43	74,980.07	626,739.7	0
<b>Subtotal by Type:</b>		<b>844,841.03</b>	<b>89,972.83</b>	<b>53,148.43</b>	<b>74,980.07</b>	<b>626,739.7</b>	<b>0</b>

<u>Projcode</u>	<u>Projno</u>	<u>Total</u>	<u>Prelim</u>	<u>Row</u>	<u>Ceng</u>	<u>Constr</u>	<u>Other</u>
10087	NH 0502-030	49,325.84	0	0	5,270.52	44,055.32	0
10187	NH 0762-033	56,188.16	0	0	3,546.98	52,641.18	0
10188	NH 0762-034	20,274.67	0	0	2,317.49	17,957.18	0
10210	NH 0402-038	2,077.41	24.92	-24.92	276.72	1,800.69	0
10223	NH 1601-033	5,631,752.49	32,848.07	7,972.65	616,073.25	4,974,858.52	0
10224	NH 1601-034	40.72	40.72	0	0	0	0
10226	NH 1602-056	1,557,592.52	134,005.22	64,211.34	151,708.7	1,207,667.26	0
10309	NH 2873-070	1,914,099.87	0	0	205,146.44	1,708,953.43	0
10326	NH 2873-071	170,625.05	0	0	18,231.54	152,393.51	0
10506	NH 2873-076	8,247,331.17	0	0	892,666.04	7,354,665.13	0
10510	NH 0341-041	-333.42	0	0	0	-333.42	0
10575	NH 1601-036	3,740,598.99	2,787.83	6,734.28	400,610.75	3,330,466.13	0
10577	NH C200-002	262,012.32	262,012.32	0	0	0	0
10578	NH 1602-058	939,384.02	639,074.75	300,309.27	0	0	0
10606	NH 0852-067	3,127,857.62	0	0	343,134.34	2,784,723.28	0
10770	NH 0831-064	1,166,958.19	0	0	130,275.65	1,036,682.54	0
10785	NH 0761-164	112,083.89	2,636.97	93,102.63	0	0	16,344.29
11037	NH 0501-034	1,104,930.07	1,085,665.12	19,264.95	0	0	0
11071	NH 0702-198	14,656.87	0	0	3,179.37	11,477.5	0
11079	NH 0401-012	37,056.62	0	0	3,959.56	33,097.06	0
11171	NH 2854-061	162,086.1	1,965.67	160,120.43	0	0	0
11172	NH 0403-020	172,334.84	0	0	19,310.04	153,024.8	0
11181	NH 0243-049	1,495,262.84	83,003.23	0	153,058.61	1,259,201	0
11204	NH 0762-038	85,704.03	82,911.34	2,792.69	0	0	0
11211	NH 093A-004	423,896.38	234,597.71	189,066.67	0	0	232
11234	NH 0702-201	248,495.51	1,393.43	0	27,335.07	219,767.01	0
11272	NH 0342-025	1,490,513.8	0	0	159,416.19	1,331,097.61	0
11323	NH 0405-021	5,225,187.53	56,250.17	25,679.03	549,565.08	4,593,693.25	0
11325	NH 2873-086	7,107,544.37	24,974.04	0	756,786.4	6,325,783.93	0
11341	NH 0702-202	831,479.93	0	0	93,037.71	738,442.22	0
11366	NH 0404-031	711,974.24	0	0	78,527.49	633,446.75	0
11446	NH 0502-038	88,054.54	88,054.54	0	0	0	0
11502	NH 0702-208	1,427,247.11	56,549.47	0	146,461.75	1,224,235.89	0
11524	NH 1601-040	25,442.83	25,442.83	0	0	0	0
11525	NH 1601-041	228,458.94	3,530.9	0	24,034.04	200,894	0
11529	NH 5502-029	24,852.94	24,067.22	785.72	0	0	0
11546	NH 2854-063	4,316,307.53	89,600	0	458,666.6	3,768,040.93	0
11574	NH 0342-027	62.12	0	0	62.12	0	0
11578	NH 0403-022	1,067,545.08	1,067,545.08	0	0	0	0
11584	NH 0252-299	111,545.45	109,628.1	0	0	0	1,917.35
11585	NH 2854-064	1,044,192.65	1,044,192.65	0	0	0	0

<u>Projcode</u>	<u>Projno</u>	<u>Total</u>	<u>Prelim</u>	<u>Row</u>	<u>Ceng</u>	<u>Constr</u>	<u>Other</u>
11597	NH 1211-051	17,591.2	17,591.2	0	0	0	0
11600	NH 0021-022	2,910,260.52	0	0	321,104.12	2,589,156.4	0
11604	NH 1601-043	109,625.54	109,625.54	0	0	0	0
11627	NH 0403-023	296,624.89	14,804.1	0	30,113.29	251,707.5	0
11628	NH 0403-024	1,433,616.95	0	0	160,457.38	1,273,159.57	0
11708	NH 0702-209	246,561.39	246,561.39	0	0	0	0
11773	NH 0243-053	757,658.71	0	0	83,533.19	674,125.52	0
11822	NH 0703-237	40,977.83	40,977.83	0	0	0	0
11845	NH 2854-065	619,960.5	134,890.46	485,070.04	0	0	0
11846	NH 2854-066	9,653.07	9,653.07	0	0	0	0
11847	NH 2854-067	26,190.91	26,190.91	0	0	0	0
11944	NH 0403-026	117,753.01	117,753.01	0	0	0	0
11953	NH 0242-025	541.71	541.71	0	0	0	0
11957	NH 2854-070	46,294.7	46,294.7	0	0	0	0
11958	NH 0403-027	1,109.77	1,109.77	0	0	0	0
11975	NH 0702-214	563,074.56	107,203.5	0	47,856.06	408,015	0
12019	NH 4701-088	893.2	893.2	0	0	0	0
12020	NH 0881-011	18,613.95	18,613.95	0	0	0	0
12021	NH 0404-032	66,994.85	66,994.85	0	0	0	0
12023	NH 0062-011	46,153.59	46,153.59	0	0	0	0
12059	NH 0701-148	1,521,045.19	25,414.93	0	159,810.39	1,335,819.87	0
12118	NH 0821-049	51,359.49	0	0	0	0	51,359.49
12154	NH 0403-031	76,198.46	76,198.46	0	0	0	0
12196	NH 2852-006	10,990.26	10,990.26	0	0	0	0
12199	NH 0243-056	1,686,344.51	0	0	180,189.84	1,506,154.67	0
12237	NH 0702-216	13,628.64	13,628.64	0	0	0	0
12238	NH 0702-217	10,752.74	10,752.74	0	0	0	0
12239	NH 0701-150	4,255.98	4,255.98	0	0	0	0
12245	NH 0401-014	118.62	118.62	0	0	0	0
12247	NH 0501-039	6,007.48	6,007.48	0	0	0	0
12269	NH 0821-051	2,549.27	2,549.27	0	0	0	0
12278	NH 0402-054	434.5	434.5	0	0	0	0
12283	NH 0404-033	3,376.27	3,376.27	0	0	0	0
12285	NH 083A-028	4,782.13	4,782.13	0	0	0	0
12286	NH 0404-034	3,999.4	3,999.4	0	0	0	0
12287	NH 0853-038	1,156.51	1,156.51	0	0	0	0
12297	NH 0061-066	16,872.78	16,872.78	0	0	0	0
90624	NH 0342-018	361,117.43	64,542.22	296,620.55	-45.34	0	0
91309	NH 2873-068	183,343.49	183,343.49	0	0	0	0
92414	NH 0341-038	1,265,487.45	19,554.46	64,354.88	126,678.07	1,054,900.04	0
92935	NH 0853-017	20.92	0	0	2.42	18.5	0
<b>Subtotal by Type:</b>		<b>66,996,694.2</b>	<b>6,606,633.22</b>	<b>1,716,060.21</b>	<b>6,352,357.87</b>	<b>52,251,789.77</b>	<b>69,853.13</b>

<u>Projcode</u>	<u>Projno</u>	<u>Total</u>	<u>Prelim</u>	<u>Row</u>	<u>Ceng</u>	<u>Constr</u>	<u>Other</u>
91029	NH(CX) 025-2(250)	5,946.64	0	5,946.64	0	0	0

<u>Projcode</u>	<u>Projno</u>	<u>Total</u>	<u>Prelim</u>	<u>Row</u>	<u>Ceng</u>	<u>Constr</u>	<u>Other</u>
91030	NH(CX) 025-2(251)	11,232.56	0	11,232.56	0	0	0
92026	NH(CX) 285-4(045)	517.47	517.47	0	0	0	0
92961	NH(CX) 070-3(199)	41,644.75	41,644.75	0	0	0	0
92976	NH(CX) 160-2(049)	2,122,712.29	96,677.65	116,917.73	203,992.48	1,705,124.43	0
92977	NH(CX) 160-2(050)	771,759.03	771,759.03	0	0	0	0
92993	NH(CX) 287-1(021)	-554.75	0	0	0	-554.75	0
92994	NH(CX) 160-3(010)	73.9	0	0	7.9	66	0
93015	NH(CX) 285-4(048)	3,567.6	0	0	399.6	3,168	0
93084	NH(CX) 550-1(005)	805,023.48	805,023.48	0	0	0	0
93238	NH(CX) 119-2(003)	9.77	9.77	0	0	0	0
<b>Subtotal by Type:</b>		<b>3,761,932.74</b>	<b>1,715,632.15</b>	<b>134,096.93</b>	<b>204,399.98</b>	<b>1,707,803.68</b>	<b>0</b>

<u>Projcode</u>	<u>Projno</u>	<u>Total</u>	<u>Prelim</u>	<u>Row</u>	<u>Ceng</u>	<u>Constr</u>	<u>Other</u>
87147	NH-FC(CX) 285-4(032)	6,868.09	6,868.09	0	0	0	0
88174	NH-FR(CX) 160-2(046)	-7,219.91	-1,556.91	0	-2,660.11	-3,002.89	0
88203	NH-IR(CX) 025-2(230)	8,519.02	0	8,519.02	0	0	0
88230	NH-FCUCX 085-2(051)	67,589.42	0	67,589.42	0	0	0
90040	NH-FC(CX) 285-4(039)	8,631.6	2,346.94	6,284.66	0	0	0
91032	NH-IRCX 025-3(109)	771,348.67	769,449.9	1,898.77	0	0	0
91143	NH-IR(CX) 025-1(126)	3,606,574.76	3,291,587.44	314,987.32	0	0	0
<b>Subtotal by Type:</b>		<b>4,462,311.65</b>	<b>4,068,695.46</b>	<b>399,279.19</b>	<b>-2,660.11</b>	<b>-3,002.89</b>	<b>0</b>

<u>Projcode</u>	<u>Projno</u>	<u>Total</u>	<u>Prelim</u>	<u>Row</u>	<u>Ceng</u>	<u>Constr</u>	<u>Other</u>
10602	NHD 0252-273	1,098,296.73	0	0	120,551.99	977,744.74	0
10605	NHD 0252-274	5,261,217.26	0	0	515,671.95	4,745,545.31	0
92023	NHDA 025-2(255)	-1,182,474.89	-45.83	0	-95,277	-1,087,152.06	0
92024	NHD 025-2(256)	467,444.81	0	0	49,928.81	417,516	0
93223	NHD 025-2(262)	4,568.82	0	0	490.68	4,078.14	0
<b>Subtotal by Type:</b>		<b>5,649,052.73</b>	<b>-45.83</b>	<b>0</b>	<b>591,366.43</b>	<b>5,057,732.13</b>	<b>0</b>

<u>Projcode</u>	<u>Projno</u>	<u>Total</u>	<u>Prelim</u>	<u>Row</u>	<u>Ceng</u>	<u>Constr</u>	<u>Other</u>
88204	NHIMIR(CX) 025-3(103)	124,067.09	63,515.52	59,934.57	0	0	617
<b>Subtotal by Type:</b>		<b>124,067.09</b>	<b>63,515.52</b>	<b>59,934.57</b>	<b>0</b>	<b>0</b>	<b>617</b>

<u>Projcode</u>	<u>Projno</u>	<u>Total</u>	<u>Prelim</u>	<u>Row</u>	<u>Ceng</u>	<u>Constr</u>	<u>Other</u>
10592	NHS 025-1(136)	218,755.58	75,922.38	142,833.2	0	0	0
10747	NHS 0252-277	43,926.3	0	0	0	0	43,926.3
11591	NHS 0361-051	775,937.11	0	0	86,943.42	688,993.69	0
11595	NHS 4701-085	984,539.39	10,017.72	0	104,130	870,391.67	0
11598	NHS 0831-073	96,218.98	96,218.98	0	0	0	0
11970	NHS 1601-046	146,640.14	146,640.14	0	0	0	0
<b>Subtotal by Type:</b>		<b>2,266,017.5</b>	<b>328,799.22</b>	<b>142,833.2</b>	<b>191,073.42</b>	<b>1,559,385.36</b>	<b>43,926.3</b>

<u>Projcode</u>	<u>Projno</u>	<u>Total</u>	<u>Prelim</u>	<u>Row</u>	<u>Ceng</u>	<u>Constr</u>	<u>Other</u>
92503	P 04-0002(022)	17,921	0	0	0	0	17,921
<b>Subtotal by Type:</b>		<b>17,921</b>	<b>0</b>	<b>0</b>	<b>0</b>	<b>0</b>	<b>17,921</b>

<u>Projcode</u>	<u>Projno</u>	<u>Total</u>	<u>Prelim</u>	<u>Row</u>	<u>Ceng</u>	<u>Constr</u>	<u>Other</u>
10763	P 1C51-003	88,427.43	4,151.95	0	105.48	84,170	0
<b>Subtotal by Type:</b>		<b>88,427.43</b>	<b>4,151.95</b>	<b>0</b>	<b>105.48</b>	<b>84,170</b>	<b>0</b>

<u>Projcode</u>	<u>Projno</u>	<u>Total</u>	<u>Prelim</u>	<u>Row</u>	<u>Ceng</u>	<u>Constr</u>	<u>Other</u>
11526	P 2C02-002	824,772.37	50,836.65	0	0	0	773,935.72
11882	P 2C29-001	39,978.35	0	0	0	0	39,978.35
11883	P 2CO9-001	42,461.64	0	0	0	0	42,461.64
86516	P 20-0005(005)	67,781.7	0	1,870	0	0	65,911.7
<b>Subtotal by Type:</b>		<b>974,994.06</b>	<b>50,836.65</b>	<b>1,870</b>	<b>0</b>	<b>0</b>	<b>922,287.41</b>

<u>Projcode</u>	<u>Projno</u>	<u>Total</u>	<u>Prelim</u>	<u>Row</u>	<u>Ceng</u>	<u>Constr</u>	<u>Other</u>
10533	P 3C08-001	12,239.5	0	0	0	0	12,239.5
11670	P 3C08-003	334,654.63	63,001.76	0	2,992.86	0	268,660.01
11749	P 3C42-001	42,447.63	42,358.71	0	0	0	88.92
12112	P 3C42-003	25,616.3	816.14	0	12,238.48	0	12,561.68
91515	P 33-0001(033)	16,726.72	0	0	554.03	0	16,172.69
<b>Subtotal by Type:</b>		<b>431,684.78</b>	<b>106,176.61</b>	<b>0</b>	<b>15,785.37</b>	<b>0</b>	<b>309,722.8</b>

<u>Projcode</u>	<u>Projno</u>	<u>Total</u>	<u>Prelim</u>	<u>Row</u>	<u>Ceng</u>	<u>Constr</u>	<u>Other</u>
11700	P 4C06-001	65,480.83	0	0	0	0	65,480.83
11872	P 4C06-002	15,881.25	0	0	0	0	15,881.25
12031	P 4C03-005	3,701.48	1,329.51	0	2,105.44	0	266.53
92511	P 48-0005(059)	-0.1	0	0	0	0	-0.1
<b>Subtotal by Type:</b>		<b>85,063.46</b>	<b>1,329.51</b>	<b>0</b>	<b>2,105.44</b>	<b>0</b>	<b>81,628.51</b>

<u>Projcode</u>	<u>Projno</u>	<u>Total</u>	<u>Prelim</u>	<u>Row</u>	<u>Ceng</u>	<u>Constr</u>	<u>Other</u>
11737	P 5C20-004	241,187.06	0	0	42.43	0	241,144.63
11738	P 5C20-005	1,074,293.71	32.83	0	0	0	1,074,260.88
<b>Subtotal by Type:</b>		<b>1,315,480.77</b>	<b>32.83</b>	<b>0</b>	<b>42.43</b>	<b>0</b>	<b>1,315,405.51</b>

<u>Projcode</u>	<u>Projno</u>	<u>Total</u>	<u>Prelim</u>	<u>Row</u>	<u>Ceng</u>	<u>Constr</u>	<u>Other</u>
11107	P 6C11-001	503,314.72	17,714.67	0	18,643.05	0	466,957
<b>Subtotal by Type:</b>		<b>503,314.72</b>	<b>17,714.67</b>	<b>0</b>	<b>18,643.05</b>	<b>0</b>	<b>466,957</b>

<u>Projcode</u>	<u>Projno</u>	<u>Total</u>	<u>Prelim</u>	<u>Row</u>	<u>Ceng</u>	<u>Constr</u>	<u>Other</u>
10784	P HQ01-011	2,454,579.05	2,053.71	0	879.53	0	2,451,645.81
12037	P HQ01-017	20,652.24	0	0	0	20,652.24	0
12044	P HQ01-018	538,085.51	0	0	0	0	538,085.51

Subtotal by Type: 3,013,316.8 2,053.71 0 879.53 20,652.24 2,989,731.32

<u>Projcode</u>	<u>Projno</u>	<u>Total</u>	<u>Prelim</u>	<u>Row</u>	<u>Ceng</u>	<u>Constr</u>	<u>Other</u>
10373	P R100-007	1,042.41	0	0	1,042.41	0	0
10382	P R500-010	3,048.08	0	0	0	0	3,048.08
10536	P R200-014	30,812.14	2,109.69	0	0	0	28,702.45
10832	P R100-011	60,450.44	1,050.44	0	0	0	59,400
11028	P R100-012	14,572.05	0	0	0	0	14,572.05
11715	P R300-040	14,249.8	0	0	7,040.53	143.73	7,065.54
12107	P R300-045	15,746.51	0	0	15,746.51	0	0
<b>Subtotal by Type:</b>		<b>139,921.43</b>	<b>3,160.13</b>	<b>0</b>	<b>23,829.45</b>	<b>143.73</b>	<b>112,788.12</b>

<u>Projcode</u>	<u>Projno</u>	<u>Total</u>	<u>Prelim</u>	<u>Row</u>	<u>Ceng</u>	<u>Constr</u>	<u>Other</u>
12134	P SW00-104	12,000	0	0	0	0	12,000
<b>Subtotal by Type:</b>		<b>12,000</b>	<b>0</b>	<b>0</b>	<b>0</b>	<b>0</b>	<b>12,000</b>

<u>Projcode</u>	<u>Projno</u>	<u>Total</u>	<u>Prelim</u>	<u>Row</u>	<u>Ceng</u>	<u>Constr</u>	<u>Other</u>
10053	PLH 050-3(040)	2,607.04	0	0	600.06	2,006.98	0
10402	PLH 050-3(043)	13,772.12	13,772.12	0	0	0	0
10934	PLH 0503-047	53,551.78	0	0	5,833.03	47,718.75	0
11213	PLH 139A-023	88,387.42	88,387.42	0	0	0	0
<b>Subtotal by Type:</b>		<b>158,318.36</b>	<b>102,159.54</b>	<b>0</b>	<b>6,433.09</b>	<b>49,725.73</b>	<b>0</b>

<u>Projcode</u>	<u>Projno</u>	<u>Total</u>	<u>Prelim</u>	<u>Row</u>	<u>Ceng</u>	<u>Constr</u>	<u>Other</u>
98900	Q PROJECT CONTRA	16,345,146.68	0	0	16,345,146.68	0	0
<b>Subtotal by Type:</b>		<b>16,345,146.68</b>	<b>0</b>	<b>0</b>	<b>16,345,146.68</b>	<b>0</b>	<b>0</b>

<u>Projcode</u>	<u>Projno</u>	<u>Total</u>	<u>Prelim</u>	<u>Row</u>	<u>Ceng</u>	<u>Constr</u>	<u>Other</u>
10869	QIR 2706-028	-50,393.74	0	-50,393.74	0	0	0
<b>Subtotal by Type:</b>		<b>-50,393.74</b>	<b>0</b>	<b>-50,393.74</b>	<b>0</b>	<b>0</b>	<b>0</b>

<u>Projcode</u>	<u>Projno</u>	<u>Total</u>	<u>Prelim</u>	<u>Row</u>	<u>Ceng</u>	<u>Constr</u>	<u>Other</u>
12289	RB SW00-120	95.5	0	95.5	0	0	0
<b>Subtotal by Type:</b>		<b>95.5</b>	<b>0</b>	<b>95.5</b>	<b>0</b>	<b>0</b>	<b>0</b>

<u>Projcode</u>	<u>Projno</u>	<u>Total</u>	<u>Prelim</u>	<u>Row</u>	<u>Ceng</u>	<u>Constr</u>	<u>Other</u>
10422	RRO M765-002	267.69	267.69	0	0	0	0
10429	RRO C170-001	349.7	349.7	0	0	0	0
10465	RRO 1121-003	866.56	866.56	0	0	0	0
10475	RRO C010-004	20,263.69	20,263.69	0	0	0	0
10497	RRO 0141-011	23,331.16	23,331.16	0	0	0	0
10551	RRO C070-007	442.55	442.55	0	0	0	0
89156	RRO 0020(019)	556.52	0	0	556.52	0	0



Subtotal by Type: 46,077.87 45,521.35 0 556.52 0 0

<u>Projcode</u>	<u>Proino</u>	<u>Total</u>	<u>Prelim</u>	<u>Row</u>	<u>Ceng</u>	<u>Constr</u>	<u>Other</u>
10041	RRP M175-001	123,398.32	123,398.32	0	0	0	0
10043	RRP C290-001	349.7	349.7	0	0	0	0
10246	RRP M195-001	699.38	0	0	187.31	512.07	0
10285	RRP 131A-021	135,652.75	135,652.75	0	0	0	0
10423	RRP 0505-031	267.69	267.69	0	0	0	0
93282	RRP 0002(018)	114,212.44	114,212.44	0	0	0	0
93294	RRP 0006(037)	242.11	242.11	0	0	0	0
<b>Subtotal by Type:</b>		<b>374,822.39</b>	<b>374,123.01</b>	<b>0</b>	<b>187.31</b>	<b>512.07</b>	<b>0</b>

<u>Projcode</u>	<u>Proino</u>	<u>Total</u>	<u>Prelim</u>	<u>Row</u>	<u>Ceng</u>	<u>Constr</u>	<u>Other</u>
10810	RRS 0852-068	1,292,498.72	130,319.71	0	125,780.49	1,036,398.52	0
<b>Subtotal by Type:</b>		<b>1,292,498.72</b>	<b>130,319.71</b>	<b>0</b>	<b>125,780.49</b>	<b>1,036,398.52</b>	<b>0</b>

<u>Projcode</u>	<u>Proino</u>	<u>Total</u>	<u>Prelim</u>	<u>Row</u>	<u>Ceng</u>	<u>Constr</u>	<u>Other</u>
10006	SB BY92-006	41,467.5	0	0	0	0	41,467.5
10007	SB BY92-007	-12.53	0	0	0	0	-12.53
10008	SB BY92-008	1,487.54	0	0	0	0	1,487.54
10337	SB C093-002	-12.53	0	0	0	0	-12.53
10338	SB C093-003	1,403.58	0	0	0	0	1,403.58
10342	SB C093-007	639	0	0	0	0	639
10344	SB C093-009	10,000	0	0	0	0	10,000
10345	SB C093-010	-24.92	0	0	0	0	-24.92
10346	SB C093-011	30,077.55	0	0	0	0	30,077.55
10348	SB C093-013	90,605.26	0	0	0	0	90,605.26
10728	SB CO94-001	13,436.58	0	0	0	0	13,436.58
10731	SB CO94-005	2,686.55	0	0	0	0	2,686.55
10733	SB CO94-007	-37.39	0	0	0	0	-37.39
11012	SB C095-002	20,469.88	0	0	0	0	20,469.88
11013	SB C095-003	13,402.06	0	0	0	0	13,402.06
11015	SB C095-005	16,500	0	0	0	0	16,500
11016	SB C095-006	7,990.26	0	0	0	0	7,990.26
11017	SB C095-007	10,125.59	0	0	0	0	10,125.59
11020	SB C095-001	1,487.54	0	0	0	0	1,487.54
11450	SB CO96-001	56,930.75	0	0	0	0	56,930.75
11451	SB CO96-002	35,968.14	0	0	0	0	35,968.14
11453	SB CO96-004	86,912.72	0	0	0	0	86,912.72
11454	SB CO96-005	99,573	0	0	0	0	99,573
11455	SB CO96-006	23,119.6	0	0	0	0	23,119.6
11457	SB CO96-008	19,240.43	0	0	0	0	19,240.43
11458	SB CO96-009	19,950	0	0	0	0	19,950
11460	SB CO96-011	10,414.35	0	0	0	0	10,414.35
11461	SB CO96-012	1,085	0	0	0	0	1,085
11462	SB CO96-013	21,865.49	0	0	0	0	21,865.49

<u>Projcode</u>	<u>Projno</u>	<u>Total</u>	<u>Prelim</u>	<u>Row</u>	<u>Ceng</u>	<u>Constr</u>	<u>Other</u>
11463	SB CO96-014	37,005.91	0	0	0	0	37,005.91
11466	SB CO96-017	4,537.72	0	0	0	0	4,537.72
11467	SB CO96-018	53,000	0	0	0	0	53,000
11469	SB CO96-020	25,400	0	0	0	0	25,400
11810	SB CO97-001	146,551.66	0	0	0	0	146,551.66
11813	SB CO97-004	90,295.14	0	0	0	0	90,295.14
11814	SB CO97-005	101,539.71	0	0	0	0	101,539.71
11816	SB CO97-007	21,414.21	0	0	0	0	21,414.21
11817	SB CO97-008	15,566.85	0	0	0	0	15,566.85
11819	SB CO97-014	6,931	0	0	0	0	6,931
<b>Subtotal by Type:</b>		<b>1,138,993.2</b>	<b>0</b>	<b>0</b>	<b>0</b>	<b>0</b>	<b>1,138,993.2</b>

<u>Projcode</u>	<u>Projno</u>	<u>Total</u>	<u>Prelim</u>	<u>Row</u>	<u>Ceng</u>	<u>Constr</u>	<u>Other</u>
10300	SHE 0404-027	21,978.05	4,390.84	0	1,968.69	15,618.52	0
10301	SHE 2854-057	2,059.34	0	0	225.64	1,833.7	0
10483	SHE 0661-002	-4,827.92	0	0	-515.88	-4,312.04	0
10900	SHE C010-013	102,818.9	0	0	11,456.75	91,362.15	0
11223	SHE C010-023	623,020.36	23,637.8	0	64,046.68	535,335.88	0
11224	SHE C010-024	755,620.81	25,489.47	0	78,015.58	652,115.76	0
11225	SHE C010-025	762,956.13	2,245.65	0	81,749.94	678,960.54	0
11680	SHE C010-035	25,628.03	25,628.03	0	0	0	0
11682	SHE 0404-032	58,378.27	58,378.27	0	0	0	0
12014	SHE 0502-042	2,035.24	2,035.24	0	0	0	0
12015	SHE 1602-067	115.47	115.47	0	0	0	0
12033	SHE 224A-002	320.7	320.7	0	0	0	0
12185	SHE R300-048	10,972.69	10,972.69	0	0	0	0
12207	SHE R300-050	8,187.44	8,187.44	0	0	0	0
12259	SHE R200-069	1,215.58	1,215.58	0	0	0	0
12274	SHE M086-025	249.19	249.19	0	0	0	0
<b>Subtotal by Type:</b>		<b>2,370,728.28</b>	<b>162,866.37</b>	<b>0</b>	<b>236,947.4</b>	<b>1,970,914.51</b>	<b>0</b>

<u>Projcode</u>	<u>Projno</u>	<u>Total</u>	<u>Prelim</u>	<u>Row</u>	<u>Ceng</u>	<u>Constr</u>	<u>Other</u>
10054	SHO M240-002	83,814.78	0	0	83,814.78	0	0
10302	SHO M320-002	190.22	190.22	0	0	0	0
10688	SHO M086-013	1,300,029.09	180.2	0	0	1,299,848.89	0
10689	SHO M086-014	75.74	75.74	0	0	0	0
10690	SHO M086-015	752,688.27	717.21	0	0	751,971.06	0
11222	SHO C010-022	16,716.07	16,716.07	0	0	0	0
<b>Subtotal by Type:</b>		<b>2,153,514.17</b>	<b>17,879.44</b>	<b>0</b>	<b>83,814.78</b>	<b>2,051,819.95</b>	<b>0</b>

<u>Projcode</u>	<u>Projno</u>	<u>Total</u>	<u>Prelim</u>	<u>Row</u>	<u>Ceng</u>	<u>Constr</u>	<u>Other</u>
11507	SP 0704-187	4,846,913.89	844.84	0	507,015.56	4,339,053.49	0
11667	SP 0821-044	332,255.69	0	0	35,502.36	296,753.33	0
11702	SP 2871-027	23,081.32	0	0	2,466.32	20,615	0
11703	SP 2872-011	1,592,254.94	0	0	168,573.45	1,423,681.49	0

<u>Projcode</u>	<u>Projno</u>	<u>Total</u>	<u>Prelim</u>	<u>Row</u>	<u>Ceng</u>	<u>Constr</u>	<u>Other</u>
11764	SP 0501-036	1,139,234.3	93,803.28	0	114,844.9	930,586.12	0
11863	SP 4701-086	5,241,740.7	1,631.15	0	546,462.05	4,693,647.5	0
11918	SP 0253-150	181,650.5	5,800.56	0	20,279.84	155,570.1	0
11931	SP 0471-021	10,273.75	7,682.95	0	2,590.8	0	0
11932	SP 0252-306	132,657.58	0	0	14,174.82	118,482.76	0
11933	SP 0252-307	472.85	367.24	0	105.61	0	0
11948	SP 0831-074	2,060	1,599.92	0	460.08	0	0
12027	SP 0403-028	4,819.93	4,819.93	0	0	0	0
12055	SP 0761-171	411.2	319.12	0	92.08	0	0
<b>Subtotal by Type:</b>		<b>13,507,826.65</b>	<b>116,868.99</b>	<b>0</b>	<b>1,412,567.87</b>	<b>11,978,389.79</b>	<b>0</b>

<u>Projcode</u>	<u>Projno</u>	<u>Total</u>	<u>Prelim</u>	<u>Row</u>	<u>Ceng</u>	<u>Constr</u>	<u>Other</u>
11376	SPR 0003-034	37,711.87	0	0	0	0	37,711.87
11381	SPR PR96-003	-4,205.07	0	0	0	0	-4,205.07
11428	SPR PR96-004	50,099.56	0	0	0	0	50,099.56
11531	SPR PR97-001	40,995.27	0	0	0	0	40,995.27
11532	SPR PL97-001	1,500,733.41	0	0	0	0	1,500,733.41
11876	SPR PR98-001	314,312.09	0	0	0	0	314,312.09
11877	SPR PL98-001	1,293,535.81	0	0	0	0	1,293,535.81
11920	SPR 0003-054	2,171.96	0	0	0	0	2,171.96
11945	SPR(B) PR98-001	1,994,639.98	0	0	0	0	1,994,639.98
11946	SPR(C) PR98-001	1,576,798.05	0	0	0	0	1,576,798.05
11947	SPR(D) PR98-001	1,616,612.42	0	0	0	0	1,616,612.42
<b>Subtotal by Type:</b>		<b>8,423,405.35</b>	<b>0</b>	<b>0</b>	<b>0</b>	<b>0</b>	<b>8,423,405.35</b>

<u>Projcode</u>	<u>Projno</u>	<u>Total</u>	<u>Prelim</u>	<u>Row</u>	<u>Ceng</u>	<u>Constr</u>	<u>Other</u>
88175	SR-STR(CX) 0105(004)	80,692.48	80,692.48	0	0	0	0
91057	SR-STR(CX) 0135(012)	419,714.26	300,652.58	119,061.68	0	0	0
<b>Subtotal by Type:</b>		<b>500,406.74</b>	<b>381,345.06</b>	<b>119,061.68</b>	<b>0</b>	<b>0</b>	<b>0</b>

<u>Projcode</u>	<u>Projno</u>	<u>Total</u>	<u>Prelim</u>	<u>Row</u>	<u>Ceng</u>	<u>Constr</u>	<u>Other</u>
10893	SRP 1211-048	54,583.63	54,583.63	0	0	0	0
10895	SRP M320-005	131,185.08	131,185.08	0	0	0	0
10935	SRP C040-008	900.64	900.64	0	0	0	0
10986	SRP 1191-012	50,176.81	50,176.81	0	0	0	0
10988	SRP M455-023	436,721.72	436,721.72	0	0	0	0
10989	SRP M455-024	1,229.08	1,229.08	0	0	0	0
10990	SRP M455-025	284.35	284.35	0	0	0	0
10991	SRP C030-007	130,871.38	130,871.38	0	0	0	0
10992	SRP M470-004	1,232.66	1,232.66	0	0	0	0
10994	SRP M150-001	151,087.89	151,087.89	0	0	0	0
11021	SRP 394A-001	115,154.03	115,154.03	0	0	0	0
11022	SRP 0402-044	78,030.63	78,030.63	0	0	0	0
11023	SRP 065A-016	83,470.01	83,470.01	0	0	0	0
11024	SRP 092A-011	2,754.47	2,754.47	0	0	0	0

<u>Projcode</u>	<u>Projno</u>	<u>Total</u>	<u>Prelim</u>	<u>Row</u>	<u>Ceng</u>	<u>Constr</u>	<u>Other</u>
11025	SRP 133A-025	17,394.49	17,394.49	0	0	0	0
11605	SRP C070-015	3,386.66	3,386.66	0	0	0	0
11606	SRP C060-011	1,066.76	1,066.76	0	0	0	0
11607	SRP M455-034	2,828.04	2,828.04	0	0	0	0
11608	SRP C060-012	1,576.2	1,576.2	0	0	0	0
11609	SRP C030-011	348.03	348.03	0	0	0	0
11610	SRP C030-012	188.61	188.61	0	0	0	0
11677	SRP C110-008	655.82	655.82	0	0	0	0
11732	SRP 018A-003	2,258.35	2,258.35	0	0	0	0
11829	SRP M455-035	196.03	196.03	0	0	0	0
11831	SRP C030-015	46.43	46.43	0	0	0	0
11832	SRP C030-016	46.43	46.43	0	0	0	0
11833	SRP M830-011	196.03	196.03	0	0	0	0
11891	SRP M331-003	1,105.61	1,105.61	0	0	0	0
12144	SRP M245-002	1,057.71	1,057.71	0	0	0	0
<b>Subtotal by Type:</b>		<b>1,270,033.58</b>	<b>1,270,033.58</b>	<b>0</b>	<b>0</b>	<b>0</b>	<b>0</b>

<u>Projcode</u>	<u>Projno</u>	<u>Total</u>	<u>Prelim</u>	<u>Row</u>	<u>Ceng</u>	<u>Constr</u>	<u>Other</u>
11696	SSP SW00-082	109,547.84	0	0	0	0	109,547.84
<b>Subtotal by Type:</b>		<b>109,547.84</b>	<b>0</b>	<b>0</b>	<b>0</b>	<b>0</b>	<b>109,547.84</b>

<u>Projcode</u>	<u>Projno</u>	<u>Total</u>	<u>Prelim</u>	<u>Row</u>	<u>Ceng</u>	<u>Constr</u>	<u>Other</u>
10178	STA 0831-060	469,914.79	0	0	53,000.09	416,914.7	0
10251	STA 0252-268	7,146.77	7,146.77	0	0	0	0
10394	STA 082A-008	-70,167.62	-70,167.62	0	0	0	0
10582	STA 0092-014	1,905,916.76	234,075.69	8,489.17	177,733.57	1,485,618.33	0
10739	STA 0061-063	277,974.99	204,833.33	73,043.93	97.73	0	0
10746	STA 0253-130	233,050.09	121,408.4	601.79	11,864.9	99,175	0
10792	STA 0741-008	71,756.14	0	0	7,983.96	63,772.18	0
10794	STA C330-003	3,784.39	0	0	5,466.26	-1,681.87	0
10924	STA 0853-030	68,759.13	68,759.13	0	0	0	0
11038	STA 348A-004	142,748.41	142,748.41	0	0	0	0
11146	STA R600-056	72,145.98	0	0	8,050.89	64,095.09	0
11169	STA 0471-020	-11,424.06	0	0	-1,280.06	-10,144	0
11182	STA 050A-004	49,408.06	49,408.06	0	0	0	0
11231	STA R100-025	604,879.15	0	0	67,016.35	537,862.8	0
11444	STA R300-033	608,278.02	10,687.2	0	63,853.82	533,737	0
11487	STA R400-047	110,238.13	110,219.54	18.59	0	0	0
11489	STA C060-008	33,504.29	33,504.29	0	0	0	0
11549	STA R100-034	616,148.77	9,369.89	0	64,835.42	541,943.46	0
11573	STA SW00-075	131,853.81	0	0	0	0	131,853.81
11596	STA 0073-004	63,910.19	63,910.19	0	0	0	0
11632	STA 0851-001	88,766.33	88,766.33	0	0	0	0
11707	STA 0061-062	74,595.74	73,273.21	1,322.53	0	0	0
11716	STA M086-023	312,093.05	0	0	0	0	312,093.05

<u>Projcode</u>	<u>Projno</u>	<u>Total</u>	<u>Prelim</u>	<u>Row</u>	<u>Ceng</u>	<u>Constr</u>	<u>Other</u>
11733	STA 086A-028	430,532.15	20,140.06	21,716.3	41,530.6	347,145.19	0
11769	STA 0821-046	22,102.91	0	0	0	0	22,102.91
11776	STA R600-086	3,924.39	3,924.39	0	0	0	0
11777	STA 0252-304	56,248.92	0	0	0	0	56,248.92
11783	STA 0251-143	8,222,712.43	0	0	912,794.55	7,309,917.88	0
11784	STA 0504-030	670,604.65	0	0	71,655.47	598,949.18	0
11793	STA 0252-305	303,510.5	0	0	0	0	303,510.5
11827	STA SW00-087	5,214,666.52	0	0	0	0	5,214,666.52
11906	STA R100-040	1,940.05	1,940.05	0	0	0	0
11923	STA 006a-029	81,035.61	81,035.61	0	0	0	0
11950	STA 071A-012	639.31	0	0	68.31	571	0
11955	STA 1151-009	10,117.69	10,117.69	0	0	0	0
11983	STA 0342-032	1,139.65	1,139.65	0	0	0	0
11984	STA 0852-079	356,593.41	88,769.58	2,196.45	28,449.42	237,177.96	0
12040	STA R600-094	314,832.15	0	0	0	0	314,832.15
12071	STA R600-097	43,733.84	43,733.84	0	0	0	0
12166	STA R600-102	120,640.68	2,646.27	0	12,608.01	105,386.4	0
90098	STA-FC(CX) 287-3(055)	3,820.99	0	2,512.73	213.41	1,094.85	0
91303	STA-STE-NH(CX) 024-3(041)	1,957,960.7	0	1,957,960.7	0	0	0
92028	STA(CX) 009-1(008)	11,926.65	11,926.65	0	0	0	0
92034	STA 085-2(046)	474.44	0	0	54.66	419.78	0
92965	STA 0631-004	246,946.97	117,174.53	104,065.24	7,965.12	17,742.08	0
<b>Subtotal by Type:</b>		<b>23,941,385.92</b>	<b>1,530,491.14</b>	<b>2,171,927.43</b>	<b>1,533,962.48</b>	<b>12,349,697.01</b>	<b>6,355,307.86</b>

<u>Projcode</u>	<u>Projno</u>	<u>Total</u>	<u>Prelim</u>	<u>Row</u>	<u>Ceng</u>	<u>Constr</u>	<u>Other</u>
10396	STE M086-005	18,158.18	18,158.18	0	0	0	0
10399	STE C040-002	-3,303.19	-3,303.19	0	0	0	0
10401	STE M240-007	-1,732.86	-1,411.45	0	-321.41	0	0
10469	STE M240-013	-4,024.79	-79.02	0	-3,945.77	0	0
10470	STE M475-002	108.82	0	0	108.82	0	0
10489	STE M356-005	403.26	27,389.88	0	0	-26,986.62	0
10518	STE M380-001	-37.66	0	0	-37.66	0	0
10534	STE C290-002	7,584.29	0	0	0	0	7,584.29
10537	STE C470-004	193,043.05	0	0	0	193,043.05	0
10539	STE C540-001	4,981.15	0	0	0	4,981.15	0
10557	STE C230-001	72,511.22	-12.53	0	0	72,523.75	0
10670	STE SWOO-037	48,700	0	0	0	0	48,700
10713	STE M240-020	-12.23	-478.39	0	-56.84	523	0
10714	STE M240-021	51.63	0	0	47.48	4.15	0
10718	STE C170-002	42,709	0	0	0	42,709	0
10800	STE C210-001	36,484.99	-33,652.01	0	0	70,137	0
10835	STE C510-010	12.45	0	12.45	0	0	0
10840	STE C510-011	282.72	282.72	0	0	0	0
10845	STE C370-001	66,626	10,000	0	0	0	56,626
10886	STE R500-012	50,195.47	0	0	0	0	50,195.47

<u>Projcode</u>	<u>Projno</u>	<u>Total</u>	<u>Prelim</u>	<u>Row</u>	<u>Ceng</u>	<u>Constr</u>	<u>Other</u>
10888	STE M350-002	1,849.94	-183,150.07	0	0	185,000.01	0
10889	STE M015-002	31,632.35	15,038.17	0	0	16,594.18	0
10892	STE C010-011	7,279.87	-370.13	0	0	7,650	0
10919	STE M110-014	350,398.33	29,519.97	0	0	320,878.36	0
10922	STE M110-017	625,000	0	0	0	625,000	0
11006	STE C100-005	551.98	551.98	0	0	0	0
11009	STE M245-001	-6,148.06	-6,148.06	0	0	0	0
11049	STE M455-028	35,331.06	0	0	0	35,331.06	0
11056	STE M256-003	69,003.99	-0.01	0	0	69,004	0
11059	STE M570-009	95,049.78	8,049.78	0	0	87,000	0
11118	STE C290-003	49.52	0	0	43.14	6.38	0
11119	STE M240-026	6,250.34	6,250.34	0	0	0	0
11120	STE M240-027o	162.94	0	162.94	0	0	0
11122	STE M086-020	44,765	44,765	0	0	0	0
11125	STE M300-002	-3,966.92	-3,966.92	0	0	0	0
11126	STE C080-009	122,266.11	-1,675.06	0	0	123,941.17	0
11127	STE C400-004	-1,663.14	4,987.53	0	0	-6,650.67	0
11174	STE SW00-052	303,395.22	46,252.9	0	21,231.76	235,910.56	0
11175	STE SW00-053	30,059.88	30,059.88	0	0	0	0
11199	STE SW00-059	54,444.32	0	0	0	0	54,444.32
11219	STE M055-002	101,558.68	32,335.5	-73.22	0	69,296.4	0
11220	STE M540-001	20,934.5	20,934.5	0	0	0	0
11221	STE M040-002	120,000.43	0	0	9,908.28	110,092.15	0
11242	STE C540-004	86,250	0	0	0	86,250	0
11275	STE M820-007	127,532.37	0	0	32.37	127,500	0
11313	STE M150-001	64,727.74	0	0	0	64,727.74	0
11330	STE C330-006	34,843.02	0	0	2,733.32	32,109.7	0
11501	STE M660-001	448.12	448.12	0	0	0	0
11544	STE C060-009	198,500	0	0	0	198,500	0
11555	STE C180-003	58,331.23	0	0	0	58,331.23	0
11557	STE M251-002	32,100	0	0	0	32,100	0
11558	STE M760-001	-45.06	-45.06	0	0	0	0
11580	STE SW00-076	91,738.48	0	0	0	0	91,738.48
11643	STE M240-033	12,271.65	12,271.65	0	0	0	0
11644	STE M450-001	91.05	91.05	0	0	0	0
11694	STE SW00-080	0	-2,187.31	0	0	0	2,187.31
11695	STE SW00-081	4,893.15	0	0	0	4,893.15	0
11720	STE C540-007	3,121.96	3,117.71	0	4.25	0	0
11874	STE C500-003	874.64	874.64	0	0	0	0
11927	STE C610-005	12.45	12.45	0	0	0	0
11998	STE M580-002	158.56	158.56	0	0	0	0
12003	STE M040-004	0.28	0.28	0	0	0	0
12005	STE M356-011	344.01	344.01	0	0	0	0
12036	STE SW00-098	292,282.01	0	0	0	0	292,282.01
12065	STE M251-003	12.45	12.45	0	0	0	0

<u>Proicode</u>	<u>Projno</u>	<u>Total</u>	<u>Prelim</u>	<u>Row</u>	<u>Ceng</u>	<u>Constr</u>	<u>Other</u>
12066	STE M126-001	12.45	12.45	0	0	0	0
12067	STE M021-001	12.45	12.45	0	0	0	0
12070	STE C570-004	12.45	12.45	0	0	0	0
12108	STE M110-030	768.48	768.48	0	0	0	0
12204	STE SW00-114	27,131.78	0	0	0	0	27,131.78
69214	STE 000S(009)	246,013.66	0	0	0	0	246,013.66
92103	STE(CX) 000S(002)	6,579.57	6,579.57	0	0	0	0
93161	STE 0020(001)	-48.68	0	0	-48.68	0	0
93162	STE 0020(002)	3,007.89	0	0	0	0	3,007.89
93163	STE 0020(003)	-8,992.67	-6,663.37	0	-2,329.3	0	0
93176	STE 0050(002)	111,968.36	21,645.71	0	6,232.45	84,090.2	0
93177	STE 0050(003)	-0.22	0	0	0	0	-0.22
93180	STE 000S(007)	4,685.32	0	0	0	0	4,685.32
93349	STE M320-001	-10.73	0	0	-10.73	0	0
93360	STE 0703-202	29,857.07	-142.93	0	0	30,000	0
<b>Subtotal by Type:</b>		<b>3,970,432.91</b>	<b>97,652.85</b>	<b>102.17</b>	<b>33,591.48</b>	<b>2,954,490.1</b>	<b>884,596.31</b>

<u>Proicode</u>	<u>Projno</u>	<u>Total</u>	<u>Prelim</u>	<u>Row</u>	<u>Ceng</u>	<u>Constr</u>	<u>Other</u>
10503	STM M455-013	168,217.66	0	0	10,036.77	158,180.89	0
10531	STM M240-014	273,335.46	273,335.46	0	0	0	0
10662	STM M086-012	167,454.8	0	0	0	167,454.8	0
10673	STM C070-010	105,215.54	0	0	340.93	104,874.61	0
11253	STM M570-011	136,898.6	0	0	0	136,898.6	0
11345	STM M455-032	87,429.35	0.28	0	0	87,429.07	0
11347	STM M830-008	66,739.42	0	0	0	66,739.42	0
11447	STM M555-007	632,549.74	0	0	0	632,549.74	0
11690	STM M086-022	24.89	24.89	0	0	0	0
11736	STM M830-009	89,714	0	0	0	89,714	0
11801	STM R400-059	291,700	0	0	0	0	291,700
11808	STM 0142-031	1,428.38	1,428.38	0	0	0	0
<b>Subtotal by Type:</b>		<b>2,020,707.84</b>	<b>274,789.01</b>	<b>0</b>	<b>10,377.7</b>	<b>1,443,841.13</b>	<b>291,700</b>

<u>Proicode</u>	<u>Projno</u>	<u>Total</u>	<u>Prelim</u>	<u>Row</u>	<u>Ceng</u>	<u>Constr</u>	<u>Other</u>
10211	STR 0821-029	6,982,031.62	2,167,379.1	4,814,652.52	0	0	0
10581	STR 0061-059	2,823,903.19	0	5,098.73	304,645.45	2,514,159.01	0
10677	STR 0361-045	331,004.73	323,689.83	7,314.9	0	0	0
10858	STR 1192-006	18,823.07	0	0	2,011.28	16,811.79	0
10957	STR 012A-033	35,415.4	0	0	3,784.19	31,631.21	0
11035	STR 0402-045	1,143,440.05	66,162.57	0	114,977.6	962,299.88	0
11264	STR 0821-039	227,518.07	0	0	25,326.92	202,191.15	0
11322	STR 3852-004	3,753,952.02	0	0	411,824.83	3,342,127.19	0
11334	STR 0502-036	425,762.69	1,729.02	0	46,101.08	377,932.59	0
11442	STR 131A-023	117,622.57	117,582.57	40	0	0	0
11651	STR 0362-017	3,248,178.65	0	0	348,653.47	2,899,525.18	0
11652	STR 0142-029	1,845,828.21	0	0	206,576.66	1,639,251.55	0

<u>Projcode</u>	<u>Projno</u>	<u>Total</u>	<u>Prelim</u>	<u>Row</u>	<u>Ceng</u>	<u>Constr</u>	<u>Other</u>
11654	STR 0063-012	6,165,711.96	0	0	666,002.31	5,499,709.65	0
11656	STR C150-006	3,379,597.47	0	0	363,479.35	3,016,118.12	0
12236	STR 135A-018	4,070.53	4,070.53	0	0	0	0
84058	STR-FR(CX) 083-1(039)	2,602.06	0	2,602.06	0	0	0
91131	STR-SR(CX) 0149(011)	-1,076.29	0	0	0	-1,076.29	0
92038	STR(CX) 0094(028)	12.45	0	12.45	0	0	0
92421	STRCX-CXBRS 0144(016)	84,324.88	0	9.77	9,436.88	74,878.23	0
92968	STR(CX) 036-2(013)	4,322,132.25	0	0	474,346.33	3,847,785.92	0
93016	STR(CX) 0119(039)	147.39	147.39	0	0	0	0
93109	STR(CX) 0135(013)	2,122.32	0	0	232.32	1,890	0
93110	STR(CX) 0133(022)	125,891.57	125,891.57	0	0	0	0
93262	STR 0853-031	-6,530	0	0	-6,530	0	0
<b>Subtotal by Type:</b>		<b>35,032,486.86</b>	<b>2,806,652.58</b>	<b>4,829,730.43</b>	<b>2,970,868.67</b>	<b>24,425,235.18</b>	<b>0</b>

<u>Projcode</u>	<u>Projno</u>	<u>Total</u>	<u>Prelim</u>	<u>Row</u>	<u>Ceng</u>	<u>Constr</u>	<u>Other</u>
11410	STS 0451-004	95,127.27	95,127.27	0	0	0	0
11411	STS 0243-051	146,019.63	146,019.63	0	0	0	0
93122	STS(CX) 0001(039)	1,051,535	1,043.5	0	114,035.36	936,456.14	0
<b>Subtotal by Type:</b>		<b>1,292,681.9</b>	<b>242,190.4</b>	<b>0</b>	<b>114,035.36</b>	<b>936,456.14</b>	<b>0</b>


<u>Projcode</u>	<u>Projno</u>	<u>Total</u>	<u>Prelim</u>	<u>Row</u>	<u>Ceng</u>	<u>Constr</u>	<u>Other</u>
10078	STU M240-003	24,365.71	0	0	8,033.13	16,332.58	0
10082	STU 086A-027	271,060.51	526.9	0	0	270,533.61	0
10107	STU M356-003	38,667.91	0	38,667.91	0	0	0
10391	STU M356-004	-124.11	0	0	0	-124.11	0
10392	STU C110-001	133.83	0	0	133.83	0	0
10496	STU M356-006	1,740,958.34	0	1,244,250.34	642.99	496,065.01	0
10589	STU 002A-003	-704.8	0	0	0	0	-704.8
10590	STU 083A-026	16,587.88	0	0	0	0	16,587.88
10591	STU 0253-124	435.57	0	0	0	0	435.57
10644	STU M240-016	-15,331.27	0	0	0	-15,331.27	0
10646	STU M850-001	9,104.15	0	0	7,854.15	1,250	0
10700	STU M475-003	229,011.24	24,765.84	0	4,095	200,150.4	0
10701	STU M240-018	32,460.13	31,706.39	0	753.74	0	0
10740	STU 1211-046	751,830.03	0	0	83,102.47	668,727.56	0
10742	STU 2873-080	1,727,354.67	-5,000	0	143,038.47	1,589,316.2	0
10744	STU M356-008	178.23	0	0	19.97	158.26	0
10748	STU 0704-171	32,709.61	0	0	0	0	32,709.61
10749	STU R600-035	518,487.79	0	0	0	0	518,487.79
10751	STU C110-005	43,973.77	0	0	0	0	43,973.77
10774	STU 0253-129	2,661.67	0	0	0	0	2,661.67
10916	STU C010-015	2,619,442.98	118,125.92	1,274,967.61	0	1,226,349.45	0
11002	STU M850-003	75,016.52	4,591.8	0	53,356.62	17,068.1	0
11027	STU M356-010	223,160.59	0	0	24,672.7	198,487.89	0
11113	STU 0242-016	1,932.3	0	0	0	0	1,932.3



<u>Projcode</u>	<u>Proino</u>	<u>Total</u>	<u>Prelim</u>	<u>Row</u>	<u>Ceng</u>	<u>Constr</u>	<u>Other</u>
11150	STU M240-028	1,957,911.29	79,365.19	0	2,760.54	1,875,785.56	0
11162	STU C010-020	1,954,565.63	-244,022.2	0	0	2,198,587.83	0
11163	STU 0021-020	1,862,800.42	39,183.42	462,472.76	145,640.85	1,215,503.39	0
11187	STU M475-005	7,985.34	0	0	7,985.34	0	0
11216	STU R600-061	-2,324	0	0	0	0	-2,324
11226	STU 1211-050	129,149.62	-249.98	0	14,071.14	115,328.46	0
11251	STU M820-008	296,141.64	1,178.64	0	0	294,963	0
11375	STU 0242-018	410,000	0	0	0	410,000	0
11416	STU 0252-294	999,063.64	848,131	4,009.64	17,388.04	129,534.96	0
11471	STU 094A-029	57,224	0	0	0	57,224	0
11472	STU 0242-020	1,289.19	1,276.74	12.45	0	0	0
11473	STU C120-005	195,834.89	192,300.14	3,534.75	0	0	0
11520	STU 030A-020	2,288.62	0	0	263.62	2,025	0
11633	STU 026A-001	405,287.2	310,431.92	94,855.28	0	0	0
11660	STU M240-034	12.45	12.45	0	0	0	0
11663	STU C040-011	1,513.94	1,513.94	0	0	0	0
11664	STU C040-012	591.81	591.81	0	0	0	0
11665	STU M850-006	1,491.19	1,491.19	0	0	0	0
11794	STU 0253-149	95.29	0	0	0	0	95.29
11875	STU 0703-238	66,265.88	0	0	0	0	66,265.88
11911	STU C100-011	6,500.78	6,500.78	0	0	0	0
11912	STU C100-012	2,847.78	2,847.78	0	0	0	0
11913	STU M055-004	3,012.89	3,012.89	0	0	0	0
11993	STU C010-042	1,016.81	1,016.81	0	0	0	0
11997	STU M580-001	4,731.2	4,731.2	0	0	0	0
11999	STU 2854-071	5,775.76	5,775.76	0	0	0	0
12000	STU 0361-058	187.46	0	0	0	0	187.46
12001	STU M810-004	5,655.66	5,655.66	0	0	0	0
12002	STU M286-002	2,435.35	2,435.35	0	0	0	0
12176	STU M240-041	2,564.82	2,564.82	0	0	0	0
12298	STU C010-047	522.09	522.09	0	0	0	0
91168	STU 0030(007)	641,074.19	147,128.67	474,189.66	2,110.96	17,644.9	0
92916	STU 225-4(052)	14,696.68	14,696.68	0	0	0	0
93089	STU 2262(001)	43,088.59	0	0	16,980.9	26,107.69	0
93123	STU 2000(021)	8,199.63	-20,542.5	0	0	28,742.13	0
93203	STU 2000(025)	364,704.49	364,704.49	0	0	0	0
93330	STU C040-015	310,066.71	12,465.22	-24.55	14,951.57	282,674.47	0
<b>Subtotal by Type:</b>		<b>18,107,642.18</b>	<b>1,959,436.81</b>	<b>3,596,935.85</b>	<b>547,856.03</b>	<b>11,323,105.07</b>	<b>680,308.42</b>

<u>Projcode</u>	<u>Proino</u>	<u>Total</u>	<u>Prelim</u>	<u>Row</u>	<u>Ceng</u>	<u>Constr</u>	<u>Other</u>
11386	TBCG C570-002	201,580	0	0	0	201,580	0
<b>Subtotal by Type:</b>		<b>201,580</b>	<b>0</b>	<b>0</b>	<b>0</b>	<b>201,580</b>	<b>0</b>

**Report Total: \$609,182,508.39 \$68,287,408.96 \$35,745,014.74 \$56,735,038.06 \$378,545,379.85 \$69,869,666.78**



PEMF

Project Expenditures By Major Function


June/FINAL,1998

Data Refresh Date: 01-Aug-98

Effective Date: 30-Jun-98

<u>Description</u>	<u>Total</u>	<u>Prelim</u>	<u>Row</u>	<u>Ceng</u>	<u>Constr</u>	<u>Other</u>
09 Maintenance projects - Construction Work Plan	1,561.84	0	0	1,561.84	0	0
B1 City Bridges	14,636,062.54	0	0	0	0	14,636,062.54
B2 County Bridges	10,798,831.48	0	0	0	0	10,798,831.48
C Federal aid - Local Advertise & Construction Admin	6,530,238.22	145,421.95	2,519,217.95	143,819.54	3,671,421.4	50,357.38
D CE Pool	159,182.35	0	0	158,750.95	0	431.4
E	-185,903.48	0	0	0	0	-185,903.48
F Federal aid	331,166,645.5	50,335,702.83	27,996,835.28	25,227,459.85	223,559,802.45	4,046,845.09
G Maintenance projects (MC) - Construction Work Plan	1,467,860.72	30,742.58	26,855.47	144,594.11	1,265,668.56	0
L Federal aid - Local & off systems	27,416,674.27	3,078,273.85	59,083.64	971,486.44	21,568,985.03	1,738,845.31
M Maintenance projects	11,143,390.49	879,853.33	0	2,342.95	6,132,304.59	4,128,889.62
N Federal aid special purpose	7,742,427.45	230,963.39	0	1,064.94	136,220.84	7,374,178.28
O Other	22,742,478.96	272,686.49	54,539.74	16,350,140.68	261,327.95	5,803,784.1
P Property	6,582,124.45	185,456.06	1,870	61,390.75	104,965.97	6,228,441.67
R Reimbursable	6,752,456.99	700,950.19	618.99	702,304.35	5,261,295.15	87,288.31
S State projects	151,323,128.17	12,433,192.54	5,085,993.67	12,970,776.85	116,583,387.91	4,249,777.2
T Transportation projects	10,911,837.88	0	0	0	0	10,911,837.88
Y Pool / Annual projects	-6,489.44	-5,834.25	0	-655.19	0	0
	<b>\$609,182,508.39</b>	<b>\$68,287,408.96</b>	<b>\$35,745,014.74</b>	<b>\$56,735,038.06</b>	<b>\$378,545,379.85</b>	<b>\$69,869,666.78</b>





Grant Expenditures  
June/FINAL, 1998

Data Refresh Date: 01-Aug-98  
Effective Date: 30-Jun-98

GE


<u>ApprCode</u>	<u>OrgnCode</u>	<u>Gblcode</u>	<u>Description</u>	<u>Total</u>
033	008P	SHST	IN HOUSE STATE-SH	1,399.98
	<b>008P</b>	<b>Organization Total</b>		<b>\$1,399.98</b>
033	008S	SIST	IN HOUSE STATE-SI	4,397.42
	<b>008S</b>	<b>Organization Total</b>		<b>\$4,397.42</b>
<b>033</b>	<b>Appropriation Total</b>			<b>\$5,797.40</b>
035	008L	SHFE	IN HOUSE FEDERAL-SH	12,600.02
	<b>008L</b>	<b>Organization Total</b>		<b>\$12,600.02</b>
035	008R	SIFE	IN HOUSE FEDERAL-SI	39,576.6
	<b>008R</b>	<b>Organization Total</b>		<b>\$39,576.60</b>
<b>035</b>	<b>Appropriation Total</b>			<b>\$52,176.62</b>
127	009N	ENGR	STWIDE MAINT FIELD ENGINEERING	53,838.72
	<b>009N</b>	<b>Organization Total</b>		<b>\$53,838.72</b>
<b>127</b>	<b>Appropriation Total</b>			<b>\$53,838.72</b>
300	9810	0197	P&A NHTSA-PS	117,857.54
300	9810	0297	P&A (FHWA)PS	2,527.26
300	9810	0397	PROGRAM MGMT - ALCOHOL-PS	6,512.04
300	9810	0497	PM (PT)PS	3,045.78
300	9810	0597	PM (TR)PS	17,608.38
300	9810	0697	PM (OP) PS	9,529.78
300	9810	0797	PM (MC) PS	2,979.02
300	9810	0897	PM (CP) PS	1,599.52
	<b>9810</b>	<b>Organization Total</b>		<b>\$161,659.32</b>
300	9834	9701	P&A NHTSA-PS	362,328.46
300	9834	9702	P&A FHWA-PS	6,278.82
300	9834	9703	PROG MGMT-AL-PS	27,256.48
300	9834	9704	PROG MGMT-PT-PS	11,288.82

300	9834	9705	PROG MGMT-TR-PS	43,576.16
300	9834	9706	PROG MGMT-OP-PS	33,530.56
300	9834	9707	PROG MGMT-MC-PS	9,442.54
300	9834	9708	PROG MGMT-SA-PS	5,499.44
	<b>9834</b>	<b>Organization Total</b>		<b>\$499,201.28</b>
<b>300</b>	<b>Appropriation Total</b>			<b>\$660,860.60</b>
303	9809	0198	PROGRAM SUPPORT - ALCOHOL	8,617.62
303	9809	0398	PROGRAM SUPPORT - PED SFTY	3,295.2
303	9809	0481	BUCKLE UP KIDS CAMPAIGN	2,211.7
303	9809	0498	PS (TR) PS/OPR/TRAVEL	6,249.9
303	9809	0598	PS (OP)PS/OPR/TRAVEL	9,316.22
303	9809	0698	PS (MC) PS/OPR/TRAVEL	1,986.02
303	9809	1198	PS (YA) PS/OPR/TRAVEL	5,995.86
	<b>9809</b>	<b>Organization Total</b>		<b>\$37,672.52</b>
303	9833	8101	THE HEAT IS STILL ON	91,555.44
303	9833	8102	DO THE TWIST-IT'S THE LAW	2,040.96
303	9833	9801	PROG SUPP-AL-POT	32,919.28
303	9833	9803	PROG SUPP-PS-POT	10,631.5
303	9833	9804	PROG SUPP-TR-POT	27,920.54
303	9833	9805	PROG SUPP-OP-POT	23,381.24
303	9833	9806	PROG SUPP-MC-POT	5,890.78
303	9833	9809	PROG SUPP-YA - POT	30,787.92
	<b>9833</b>	<b>Organization Total</b>		<b>\$225,127.66</b>
<b>303</b>	<b>Appropriation Total</b>			<b>\$262,800.18</b>
306	9800	FARS	92 FATAL ACCIDENT RPTG SYSTEM	79,152
	<b>9800</b>	<b>Organization Total</b>		<b>\$79,152.00</b>
<b>306</b>	<b>Appropriation Total</b>			<b>\$79,152.00</b>
307	9804	0898	PS (408-J6) PS/OPR/TRAVEL	3,063.8
	<b>9804</b>	<b>Organization Total</b>		<b>\$3,063.80</b>
<b>307</b>	<b>Appropriation Total</b>			<b>\$3,063.80</b>
312	9803	0681	THE HEAT IS ON-DUI CAMPAIGN	29,924.52
312	9803	0998	PS-410(J7)PS/OPR/TRAVEL	22,314.92
	<b>9803</b>	<b>Organization Total</b>		<b>\$52,239.44</b>
312	9831	9808	PROG SUPP-410-J7-AL-POT	61,628.86
	<b>9831</b>	<b>Organization Total</b>		<b>\$61,628.86</b>

312	<b>Appropriation Total</b>			\$113,868.30
320	9814	NAPC	1997 NAOPC GRANTS (ADM)	60,011.64
	9814	<b>Organization Total</b>		\$60,011.64
320	<b>Appropriation Total</b>			\$60,011.64
	<b>Report Total:</b>			\$1,291,569.26

COLORADO DEPARTMENT OF TRANSPORTATION  
PROJECT EXPENDITURE TYPE CODES

<u>Code</u>	<u>Description</u>	<u>Type of Project</u>
B1	City Bridges	Other
B2	County Bridges	Other
C	Federal Aid - Local Advertise & Construction	Federal
D	CE Pool	State
E	Training Project	Federal
F	Federal Aid	Federal
G	Maintenance Projects - Construction	Maintenance
L	Federal Aid - Local & Off Systems	Federal
M	Maintenance Projects	Maintenance
N	Federal Aid - Special Purpose	Federal
O	Other	Other
P	Property	State
R	Reimbursable	Other
S	State Projects	State
T	Transportation Projects	Federal
U	Unbudgeted Projects	State
Y	Pool / Annual Projects	State
08	Other / Construction Work Planning	State
09	Maintenance Projects - Construction	Maintenance



FAPEO

Federal Aid Project Expenditures By Object  
June/FINAL, 1998

Data Refresh Date: 01-Aug-98  
Effective Date: 30-Jun-98

<u>Object</u>	<u>Description</u>	<u>Total</u>	<u>Prelim Eng</u>	<u>Row</u>	<u>Constr. Eng</u>	<u>Construction</u>	<u>Other</u>
1890 1	REGULAR SALARIES	22,504,603	13,538,402	2,357,650	440,208	331,088	5,837,255
1890 2	TEMPORARY SALARIES	343,267	231,810	27,041	9,626	394	74,396
1890 4	REGULAR OVERTIME	109,266	37,973	1,849	14,732	35,392	19,320
1890 5	SHIFT DIFF OT 4-11 REG.	161	0	0	161	0	0
1890 6	ADMINISTRATIVE LEAVE	24,920	0	0	0	0	24,920
1890 7	FUNERAL LEAVE	8,956	0	0	0	0	8,956
1890 9	JURY DUTY LEAVE	2,410	0	0	0	0	2,410
1890 D	TEMPORARY OVERTIME	11,309	4,613	0	981	0	5,715
1890 E	SHIFT DIFF. 11-6 REGULAR	954	205	0	433	316	0
1890 F	SHIFT DIFF. 11-6 OT REG.	11,826	94	0	6,245	5,486	0
1890 X	OVERTIME PD @ REG RATE	270	197	0	0	0	74
1930 1	TEMPORARY EMPLOYMENT SERVICES	5,316	0	0	0	0	5,316
2110 1	SEWER	2,818	0	1,768	0	0	1,050
2110 2	WATER	60,346	59,244	1,102	0	0	0
2220 1	BUILD MAINT REPAIRS & ALTERS	20,560	0	0	0	0	20,560
2230 1	EQUIP MAINT/REPAIR-NONVEHICLE	667,481	0	0	0	0	667,481
2232 1	SOFTWARE MTCE/UPGRADE	689,586	245	0	0	0	689,341
2240 2	SERV & REPAIR-COMMERCIAL GARGE	2,772	0	0	0	0	2,772
2250 3	ROAD EQUIP DEPRECIATION	-8	-29	0	-31	0	52
2250 6	ROAD EQUIPMENT USAGE (N)	-2	-4	0	-4	0	6
2251 1	MOTOR POOL VEHICLE	5,843	2,361	978	140	31	2,334
2253 1	RENT OF EQUIP-NOT STATE OWNED	139,882	3,370	1,275	140	26,695	108,402
2255 1	RENT OF BUILDINGS/GROUNDS	4,401	0	0	0	0	4,401
2258 1	RENT OF PARKING SPACES	710	0	0	0	0	710
2259 1	PARKING FEE REIMBURSEMENT	194	0	26	0	0	168
2311 1	CONSTRUCTION CONTRACT PAYMENT	243,825,828	6,022,444	10,235	115,307	237,621,216	56,626
2311 2	CONTRACTOR RETAINAGE	-101,609	-30,512	1,500	0	-72,597	0
2312 1	CONSULT & PROFESSIONAL SVCES	47,978,935	27,499,852	419,052	508,853	10,266,476	9,284,702
2312 2	CONSULTANT RETAINAGE	1,021,105	1,042,253	6,761	8,894	0	-36,802
2510 1	IN STATE TRAVEL	158,769	93,440	5,798	1,773	2,496	55,262



FAPEO

Federal Aid Project Expenditures By Object  
June/FINAL,1998


<u>Object</u>	<u>Description</u>	<u>Total</u>	<u>Prelim Eng</u>	<u>Row</u>	<u>Constr. Eng</u>	<u>Construction</u>	<u>Other</u>
2511 1	INSTATE AIR	13,567	3,337	0	0	0	10,230
2513 1	IN STATE PRIV VEH/2 WHEEL	7,797	0	9	0	0	7,788
2513 2	IN STATE PRIV VEH/2 WHEEL	2,847	112	50	0	0	2,686
2520 1	IN-STATE TRAVEL NON/EMPL	2,617	0	0	0	0	2,617
2521 1	IN-STATE NON EMPL/AIRFARE	353	0	0	0	0	353
2523 1	IN-ST NON/EMP PR/VEH/2 WHL	116	0	0	0	0	116
2530 1	OUT OF STATE TRAVEL	14,746	0	0	1,396	0	13,350
2531 1	OUT OF STATE AIRFARE	2,851	344	0	0	0	2,507
2540 1	OUT OF STATE TRAVEL NON/EMPL	39,474	0	0	0	0	39,474
2541 1	OUT OF STATE AIRFARE NON/EMPL	941	0	0	0	0	941
2610 1	ADVERTISING	56,317	41,024	3,863	-1,269	0	12,699
2630 1	TELEPHONE-SNS	148,079	0	0	0	633	147,446
2630 2	COMM SVCS FROM DIV OF TELECOM	15,115	23	0	0	131	14,961
2631 1	COMM SVCS FROM OUTSIDE SOURCE	95,381	0	0	0	0	95,381
2631 2	COMM SVCS FROM OUTSIDE SOURCE	25	0	0	0	0	25
2641 1	DATA PROCESSING SERVICES	43,411	0	0	0	0	43,411
2641 9	DIS ALLOC	-131	-22	0	-431	0	322
2680 1	MANLS-SPECS-ETC (REPRO COSTS)	92,883	28,513	6,375	2,240	0	55,756
2680 2	MAP REPRODUCTION	29,422	715	10	1,363	0	27,334
2680 3	RPTS BULTNS&FORMS(REPRO COSTS)	2,548	7,691	39	120	0	-5,302
2680 4	ROW & CONSTR. PLANS & SPECS.	236,197	230,159	2,370	866	0	2,802
2681 1	PHOTOCOPY REIMBURSEMENT	61	15	46	0	0	0
2690 1	LEGAL SERVICES	400,651	8,702	380,348	3,806	0	7,795
2810 1	FREIGHT & EXPRESS CHARGES	17,117	12,256	1,073	240	0	3,548
3110 2	SUPPLIES (DRILLING)	10,041	9,872	169	0	0	0
3110 3	SUPPLIES (OTHER THAN OFFICE)	97,594	66,641	4,164	1,757	749	24,282
3115 1	DATA PROCESSING SUPPLIES	73,524	250	0	0	18	73,256
3116 1	PURCHASED SOFTWARE	477,776	460	0	0	0	477,317
3117 1	EDUCATION & TRAINING SUPPLIES	5,000	0	0	0	0	5,000
3120 1	NEWSPAPERS & PUBLICATION PURCH	25,170	1,666	5,918	0	0	17,586
3121 1	OFFICE SUPPLIES	51,533	1,200	0	0	6	50,327
3122 1	PHOTOGRAPHS & PHOTO SUPPLIES	15,695	11,808	776	31	1,186	1,893
3123 1	POSTAGE	35,421	7,013	11	169	0	28,229
3124 1	PRINTING AND COPY SUPPLIES	132	0	0	132	0	0
3126 1	BUILD MAINT SUPPLIES & MATLS	2,516	0	2,516	0	0	0
3127 1	LANDSCAPEING MATERIAL	15,935	0	0	0	15,935	0
3127 2	LITTER CONTROL SUPPLIES	181	0	0	0	181	0

FAPEO

Federal Aid Project Expenditures By Object  
June/FINAL,1998

Object	Description	Total	Prelim Eng	Row	Constr. Eng	Construction	Other
3127 4	TRAFFIC SIGNS & MATERIALS	14,060	0	0	0	11,275	2,786
3127 7	ROAD BUILDING MATERIALS	612,643	0	0	0	612,643	0
3127 9	ROAD OIL,LQD ASPHALT & ADTVS	317	0	0	0	317	0
3127 F	SAFETY MATERIALS & SUPPLIES	1,343	1,343	0	0	0	0
3127 M	SUPPLIES MTCE (NOT OFFICE)	26	0	0	0	26	0
3127 T	TRAFFIC SIGNALS & EQUIPMENT	89,633	31,177	0	0	58,456	0
3128 1	EXPENDABLE EQUIP PURCHASES	546,004	914	954	27,312	0	516,824
3130 1	LABORATRY/RESRCH SUPPLY NONMED	351	0	0	0	0	351
3940 1	LIGHT & POWER	2,712	0	934	0	0	1,778
3950 1	DIESEL FUEL	2,342	0	0	0	2,342	0
3950 2	GASOLINE	666	27	-37	0	675	0
3960 1	OIL - HEATING	437	0	437	0	0	0
3970 1	NATURAL GAS	291	0	291	0	0	0
4100 7	CENTRAL LAB TESTS	207,757	153,103	0	53,528	0	1,126
4100 8	ALLOCATED BUILDING MAINTENANCE	423	0	423	0	0	0
4100 A	INDIR COST ALLOCATION-NON PAR	8,368,354	3,187,503	428,736	4,632,982	9,160	109,972
4100 B	INDIR COST ALLOCATION-ELIGIBLE	3,771,910	1,471,917	195,292	2,048,905	5,658	50,138
4110 1	COURT COSTS JUDGEMENTS ETC.	109,816	0	109,521	0	0	295
4140 1	MEMBERSHIP/DUES	90,657	0	0	0	0	90,657
4150 1	INTEREST	48	0	0	0	48	0
4170 2	MISC FEES/LICENSE	50	50	0	0	0	0
4180 1	OFFICIAL FUNCTIONS	32,944	1,628	0	0	0	31,316
4210 1	ROW ACQUISITION & PURCHASE	21,782,560	0	21,782,560	0	0	0
4210 2	ROW RELOCATION PAYMENTS	1,109,178	0	1,109,178	0	0	0
4210 3	ROW COURT DEPOSITS	4,456,846	0	4,456,846	0	0	0
4210 4	ROW ADMIN FEE	-6,800	0	-6,800	0	0	0
4210 5	REIMB OF ROW ACQUISITION	-740,969	0	-740,969	0	0	0
4220 1	TUITION /REGISTRATION FEES	80,632	1,500	0	0	0	79,132
4240 1	PERSONNEL MOVING	1,279	0	0	0	0	1,279
5180 1	GRANTS IN AID - SPECIAL DIST	5,235,319	0	0	0	0	5,235,319
7520 3	CE POOL ALLOCATE	18,463,225	0	0	18,463,225	0	0
<b>Report Total</b>		<b>\$383,767,823</b>	<b>\$53,786,901</b>	<b>\$30,580,137</b>	<b>\$26,343,831</b>	<b>\$248,936,430</b>	<b>\$24,120,525</b>

NOTE: Projects with project type  
'C','N','L','F', or 'T' are Federal Aid Projects



SPEO

State Project Expenditures By Object  
June/FINAL, 1998

Data Refresh Date: 01-Aug-98  
Effective Date: 30-Jun-98

<u>Object</u>	<u>Description</u>	<u>Total</u>	<u>Prelim Eng</u>	<u>Row</u>	<u>Constr. Eng</u>	<u>Construction</u>	<u>Other</u>
1890 1	REGULAR SALARIES	1,657,367,959	1,422,326,518	104,383,563	15,574,800	82,669,483	32,413,595
1890 2	TEMPORARY SALARIES	10,709,381	10,575,410	25,755	0	65,664	42,551
1890 3	SHIFT DIFF. 4-11 REG.	893	3,667	0	0	893	-3,667
1890 4	REGULAR OVERTIME	4,214,886	1,640,209	601	548,482	1,629,264	396,331
1890 5	SHIFT DIFF OT 4-11 REG.	24,671	0	0	15,846	8,826	0
1890 D	TEMPORARY OVERTIME	107,738	104,238	0	0	0	3,500
1890 E	SHIFT DIFF. 11-6 REGULAR	53,599	1,909	0	0	51,690	0
1890 F	SHIFT DIFF. 11-6 OT REG.	17,613	908	0	3,723	12,981	0
2110 1	SEWER	232,397	0	347	232,050	0	0
2110 2	WATER	1,650	0	1,650	0	0	0
2170 1	HAZARDOUS MATERIALS FEE	13	0	0	0	0	13
2170 2	HAZARDOUS MATERIALS REMOVAL	56,724	0	0	0	0	56,724
2220 1	BUILD MAINT REPAIRS & ALTERS	73,341,098	0	0	0	0	73,341,098
2230 1	EQUIP MAINT/REPAIR-NONVEHICLE	235,378	0	0	0	0	235,378
2232 1	SOFTWARE MTCE/UPGRADE	-142,741	2,156	0	0	0	-144,897
2250 3	ROAD EQUIP DEPRECIATION	-38,699	-38,554	0	-145	0	0
2250 6	ROAD EQUIPMENT USAGE (N)	-8	-1	0	-7	0	0
2251 1	MOTOR POOL VEHICLE	127,895	127,581	313	0	0	0
2253 1	RENT OF EQUIP-NOT STATE OWNED	2,016,137	12,972	107,226	24,015	1,179,222	692,701
2254 1	RENT RD EQUIP-NOT STATE OWNED	94,538	94,538	0	0	0	0
2255 1	RENT OF BUILDINGS/GROUNDS	2,693,966	0	0	0	0	2,693,966
2259 1	PARKING FEE REIMBURSEMENT	60	0	60	0	0	0
2311 1	CONSTRUCTION CONTRACT PAYMENT	6,169,969,353	49,515,223	54,000,000	101,422,854	5,939,815,598	25,215,678
2311 2	CONTRACTOR RETAINAGE	11,626,836	0	0	32,146	5,541,145	6,053,544
2312 1	CONSULT & PROFESSIONAL SVCES	4,541,422,186	1,515,880,591	51,873,388	1,145,151,553	315,736,616	1,512,780,038
2312 2	CONSULTANT RETAINAGE	19,591,264	5,045,048	725,428	7,421,040	161,214	6,238,534
2510 1	IN STATE TRAVEL	4,855,110	4,242,444	424,735	-6,270	0	194,202
2511 1	INSTATE AIR	78,796	71,560	0	7,236	0	0
2513 1	IN STATE PRIV VEH/2 WHEEL	400	0	0	0	0	400
2513 2	IN STATE PRIV VEH/2 WHEEL	7,611	705	0	0	0	6,906
2540 1	OUT OF STATE TRAVEL NON/EMPL	4,096	4,096	0	0	0	0
2541 1	OUT OF STATE AIRFARE NON/EMPL	7,714	7,714	0	0	0	0
2610 1	ADVERTISING	1,827,432	668,188	0	729,145	0	430,098
2630 1	TELEPHONE-SNS	730,545	0	0	54,875	0	675,670

SPEO

State Project Expenditures By Object  
June/FINAL, 1998


<u>Object</u>	<u>Description</u>	<u>Total</u>	<u>Prelim Eng</u>	<u>Row</u>	<u>Constr. Eng</u>	<u>Construction</u>	<u>Other</u>
2630 2	COMM SVCS FROM DIV OF TELECOM	115,501	0	0	0	0	115,501
2631 1	COMM SVCS FROM OUTSIDE SOURCE	54,263	0	0	0	0	54,263
2641 9	DIS ALLOC	-1,716	-1,716	0	0	0	0
2680 1	MANLS-SPECS-ETC (REPRO COSTS)	2,312,222	243,281	140,518	595,437	0	1,332,986
2680 2	MAP REPRODUCTION	133,826	464	0	0	0	133,362
2680 3	RPTS BULTNS&FORMS(REPRO COSTS)	219,025	68,358	0	150,667	0	0
2680 4	ROW & CONSTR. PLANS & SPECS.	3,452,843	3,128,298	5,309	319,237	0	0
2680 5	PHOTOGRAPHS (REPRO)	309	309	0	0	0	0
2681 1	PHOTOCOPY REIMBURSEMENT	516	170	345	0	0	0
2690 1	LEGAL SERVICES	3,731,379	206,090	3,508,488	623	11,823	4,357
2710 1	PHYSICAL EXAMS.	-114,354	0	0	0	-114,354	0
2810 1	FREIGHT & EXPRESS CHARGES	687,655	578,277	9,593	33,692	43,318	22,775
3110		542	0	0	0	542	0
3110 1	UNIFORMS	204,912	196,606	2,112	-1,509	4,502	3,200
3110 2	SUPPLIES (DRILLING)	248	0	248	0	0	0
3110 3	SUPPLIES (OTHER THAN OFFICE)	2,497,637	1,622,752	21,424	178,458	0	675,003
3112 3	PARTS & ACCESSORIES-OUTSD VEND	311	83	0	0	0	228
3115 1	DATA PROCESSING SUPPLIES	407,040	0	0	0	0	407,040
3120 1	NEWSPAPERS & PUBLICATION PURCH	67,817	0	67,817	0	0	0
3121 1	OFFICE SUPPLIES	884,802	0	0	0	88,778	796,024
3122 1	PHOTOGRAPHS & PHOTO SUPPLIES	155,033	116,942	14,989	3,490	956	18,656
3123 1	POSTAGE	168,704	163,819	0	4,885	0	0
3126 1	BUILD MAINT SUPPLIES & MATLS	1,808,729	116,489	0	556,172	9,017	1,127,051
3127 1	LANDSCAPEING MATERIAL	564,200	554,840	0	0	0	9,360
3127 3	PAVEMENT MARKING	299,098	0	0	0	299,098	0
3127 4	TRAFFIC SIGNS & MATERIALS	8,828,743	31,600	0	530,417	4,766,274	3,500,452
3127 7	ROAD BUILDING MATERIALS	17,761,229	0	0	202,466	17,558,763	0
3127 9	ROAD OIL,LQD ASPHALT & ADTVS	-22,272	0	0	0	-22,272	0
3127 F	SAFETY MATERIALS & SUPPLIES	49,752	0	0	0	29,061	20,691
3127 L	HWY LIGHT FACS - INST & REPAIR	364,520	0	0	0	364,520	0
3127 M	SUPPLIES MTCE (NOT OFFICE)	75,707	0	0	24,588	50,280	839
3127 S	SALT/LIQUID DEICERS	123,019	0	0	0	3,831	119,188
3127 T	TRAFFIC SIGNALS & EQUIPMENT	15,944,673	-39,072	0	425,340	13,228,325	2,330,081
3128 1	EXPENDABLE EQUIP PURCHASES	32,629,731	0	0	0	4,355,809	28,273,922
3940 1	LIGHT & POWER	26,970	0	0	0	0	26,970
3940 2	HWY LIGHT FACS - UTILITIES	39,078	0	0	0	0	39,078
3950 1	DIESEL FUEL	168,753	0	0	43,502	0	125,251
3950 2	GASOLINE	19,747	1,152	0	0	0	18,595
4100 4	BLDGS-GROUNDS RENT RECOVERIES	-81	0	0	-81	0	0
4100 7	CENTRAL LAB TESTS	22,048,248	4,256,478	0	17,791,770	0	0
4100 A	INDIR COST ALLOCATION-NON PAR	231,502,245	70,453,085	7,595,394	153,790,089	0	-336,323

SPEO

State Project Expenditures By Object  
June/FINAL, 1998

<u>Object</u>	<u>Description</u>	<u>Total</u>	<u>Prelim Eng</u>	<u>Row</u>	<u>Constr. Eng</u>	<u>Construction</u>	<u>Other</u>
4100 B	INDIR COST ALLOCATION-ELIGIBLE	-43,507	-28,561	0	-3,360	0	-11,585
4110 1	COURT COSTS JUDGEMENTS ETC.	777,286	0	777,286	0	0	0
4170 2	MISC FEES/LICENSE	283,437	0	0	283,437	0	0
4180 1	OFFICIAL FUNCTIONS	21,216	21,216	0	0	0	0
4210 1	ROW ACQUISITION & PURCHASE	53,762,451	0	51,681,210	0	0	2,081,241
4210 2	ROW RELOCATION PAYMENTS	499,066	0	499,066	0	0	0
4210 3	ROW COURT DEPOSITS	1,219,776	0	1,219,776	0	0	0
4210 4	ROW ADMIN FEE	159,400	0	159,400	0	0	0
4210 5	REIMB OF ROW ACQUISITION	397,000	0	397,000	0	0	0
4220 1	TUITION /REGISTRATION FEES	869,120	0	0	869,120	0	0
4240 1	PERSONNEL MOVING	-534	0	0	0	0	-534
6110 1	ADMIN MAINT&EQUIP DEPOTS(BLDG)	3,924,602	0	0	0	0	3,924,602
6110 2	BUILDING IMPROVEMENTS	1,048,646	0	0	0	589,190	459,456
6210 1	ADP EQUIPMENT	328,407	0	0	0	0	328,407
6230 1	HEAVY EQUIP F/MAINT & CONSTR	89,775	0	0	0	0	89,775
6280 5	MISCELLANEOUS EQUIPMENT	389,100	0	0	0	0	389,100
7520 1	PROJECT INDIRECT	1,664	0	0	1,664	0	0
7520 2	CE POOL TRANSFER	43,079,123	0	0	43,079,123	0	0
7520 3	CE POOL ALLOCATE	-167,211,593	0	0	-167,211,593	0	0
8110 2	LOAN E-470	8,000,000	0	0	0	8,000,000	0
<b>Report Total</b>		<b>\$12,796,041,529</b>	<b>\$3,091,978,082</b>	<b>\$277,643,037</b>	<b>\$1,322,878,976</b>	<b>\$6,396,140,061</b>	<b>\$1,707,401,374</b>

NOTE: Projects with project type 'S', '08', 'D', 'P', 'U', or 'Y' are State Projects.



MPEO

Maintenance Project Expenditures By Object  
June/FINAL, 1998

Data Refresh Date: 01-Aug-98

Effective Date: 30-Jun-98


<u>Object</u>	<u>Description</u>	<u>Total</u>	<u>Prelim Eng</u>	<u>Row</u>	<u>Constr. Eng</u>	<u>Construction</u>	<u>Other</u>
1890 1	REGULAR SALARIES	2,023,335	769,343	12,568	1,213	57,179	1,183,032
1890 2	TEMPORARY SALARIES	20,382	2,984	0	0	0	17,398
1890 3	SHIFT DIFF. 4-11 REG.	427	14	0	0	0	413
1890 4	REGULAR OVERTIME	13,558	5,206	0	0	0	8,352
1890 5	SHIFT DIFF OT 4-11 REG.	297	0	0	0	0	297
1890 D	TEMPORARY OVERTIME	870	870	0	0	0	0
1890 E	SHIFT DIFF. 11-6 REGULAR	1,118	83	0	0	0	1,036
1890 F	SHIFT DIFF. 11-6 OT REG.	55	0	0	0	0	55
2110 1	SEWER	114,804	0	0	0	114,804	0
2220 1	BUILD MAINT REPAIRS & ALTERS	110,005	0	0	0	0	110,005
2232 1	SOFTWARE MTCE/UPGRADE	11,609	0	0	0	0	11,609
2253 1	RENT OF EQUIP-NOT STATE OWNED	79,811	0	0	0	77,410	2,401
2255 1	RENT OF BUILDINGS/GROUNDS	2,380	0	0	0	2,380	0
2311 1	CONSTRUCTION CONTRACT PAYMENT	1,236,668	0	0	0	1,236,668	0
2311 2	CONTRACTOR RETAINAGE	-28,972	0	0	0	-28,972	0
2312 1	CONSULT & PROFESSIONAL SVCES	1,818,274	120,563	24	0	8,690	1,688,998
2312 2	CONSULTANT RETAINAGE	2,822	2,908	0	-87	0	0
2510 1	IN STATE TRAVEL	9,210	1,138	0	0	65	8,007
2513 2	IN STATE PRIV VEH/2 WHEEL	6	0	6	0	0	0
2610 1	ADVERTISING	1,548	242	0	0	0	1,306
2680 1	MANLS-SPECS-ETC (REPRO COSTS)	155	22	0	133	0	0
2680 4	ROW & CONSTR. PLANS & SPECS.	2,263	2,263	0	0	0	0
2690 1	LEGAL SERVICES	1,764	87	1,652	25	0	0
2810 1	FREIGHT & EXPRESS CHARGES	626	54	0	0	0	572
3110 1	UNIFORMS	1,860	0	0	0	0	1,860
3110 2	SUPPLIES (DRILLING)	9,419	0	0	0	0	9,419
3110 3	SUPPLIES (OTHER THAN OFFICE)	91,333	0	0	0	161	91,172
3112 3	PARTS & ACCESSORIES-OUTSD VEND	2,192	0	0	0	0	2,192
3115 1	DATA PROCESSING SUPPLIES	7,873	0	0	0	0	7,873
3117 1	EDUCATION & TRAINING SUPPLIES	48	0	0	0	0	48

MPEO

Maintenance Project Expenditures By Object  
June/FINAL, 1998

Object	Description	Total	Prelim Eng	Row	Constr. Eng	Construction	Other
3120 1	NEWSPAPERS & PUBLICATION PURCH	25	0	25	0	0	0
3121 1	OFFICE SUPPLIES	336	0	0	0	330	6
3122 1	PHOTOGRAPHS & PHOTO SUPPLIES	284	0	0	0	0	284
3123 1	POSTAGE	96	96	0	0	0	0
3126 1	BUILD MAINT SUPPLIES & MATLS	65,472	0	0	0	1,273	64,199
3127 1	LANDSCAPEING MATERIAL	49,264	0	0	0	49,264	0
3127 2	LITTER CONTROL SUPPLIES	26,518	0	0	0	20,168	6,350
3127 3	PAVEMENT MARKING	6,259	0	0	0	6,259	0
3127 4	TRAFFIC SIGNS & MATERIALS	40,854	0	0	0	38,198	2,655
3127 5	WEED KILLERS & STERILANTS	153,528	0	0	0	0	153,528
3127 6	ICE CONTROL ABRASIVES	237,628	0	0	0	0	237,628
3127 7	ROAD BUILDING MATERIALS	1,708,945	0	0	0	1,707,195	1,751
3127 8	ROAD BUILD MATLS FROM SAL/SUR	40	0	0	0	40	0
3127 9	ROAD OIL,LQD ASPHALT & ADTVS	2,780,294	0	0	0	2,780,294	0
3127 F	SAFETY MATERIALS & SUPPLIES	7,666	0	0	0	0	7,666
3127 L	HWY LIGHT FACS - INST & REPAIR	47,983	0	0	0	47,983	0
3127 M	SUPPLIES MTCE (NOT OFFICE)	151,209	0	0	0	0	151,209
3127 S	SALT/LIQUID DEICERS	199,696	0	0	0	0	199,696
3127 T	TRAFFIC SIGNALS & EQUIPMENT	229,199	0	0	0	151,726	77,473
3128 1	EXPENDABLE EQUIP PURCHASES	80,819	0	0	0	161	80,659
3920 1	PROPANE FOR BLDG HEAT	136	0	0	0	0	136
3950 1	DIESEL FUEL	15,095	0	0	0	0	15,095
3950 2	GASOLINE	372	0	0	0	0	372
3970 1	NATURAL GAS	38	0	0	0	38	0
4100 1	REIMB OF EXPNDITURES - OPERATI	-33,659	0	0	0	0	-33,659
4100 7	CENTRAL LAB TESTS	16,720	1,251	0	2,209	13,260	0
4100 A	INDIR COST ALLOCATION-NON PAR	67,232	3,472	0	46,562	0	17,198
4100 B	INDIR COST ALLOCATION-ELIGIBLE	-2	0	0	-2	0	0
4180 1	OFFICIAL FUNCTIONS	597	0	0	0	0	597
4210 1	ROW ACQUISITION & PURCHASE	12,581	0	12,581	0	0	0
5110 1	GRANTS IN AID - CITIES	1,000,000	0	0	0	1,000,000	0
6230 1	HEAVY EQUIP F/MAINT & CONSTR	113,400	0	0	0	113,400	0
7520 3	CE POOL ALLOCATE	98,445	0	0	98,445	0	0
<b>Report Total</b>		<b>\$12,612,813</b>	<b>\$910,596</b>	<b>\$26,855</b>	<b>\$148,499</b>	<b>\$7,397,973</b>	<b>\$4,128,890</b>

NOTE: Projects with project type 'M', 'G', or '09' are Maintenance Projects.



OPEO

Other Project and Grant Expenditures by Object  
June/FINAL, 1998

Data Refresh Date: 01-Aug-98  
Effective Date: 30-Jun-98

<u>Object</u>	<u>Description</u>	<u>Total</u>	<u>Prelim Eng</u>	<u>Row</u>	<u>Constr. Eng</u>	<u>Construction</u>	<u>Other</u>
1110 1	REGULAR SALARIES ADMIN	18,904,783	0	0	0	0	18,904,783
1110 2	TEMPORARY SALARIES ADMIN	82,315	0	0	0	0	82,315
1110 4	REGULAR OVERTIME ADMIN	64,431	0	0	0	0	64,431
1110 6	ADMINISTRATIVE LEAVE ADMIN	8,535	0	0	0	0	8,535
1110 7	FUNERAL LEAVE ADMIN	1,758	0	0	0	0	1,758
1110 9	JURY DUTY LEAVE ADMIN	1,144	0	0	0	0	1,144
1110 A	ANNUAL LEAVE ADMIN	235,407	0	0	0	0	235,407
1110 D	TEMPORARY OVERTIME ADM	44,604	0	0	0	0	44,604
1110 S	SICK LEAVE ADMIN	169,754	0	0	0	0	169,754
1110 T	HOLIDAY LEAVE ADMIN	178,364	0	0	0	0	178,364
1511 1	HEALTH INSURANCE	321,858	0	0	0	0	321,858
1512 1	LIFE INSURANCE	4,296	0	0	0	0	4,296
1513 1	SHORT TERM DISABILITY	14,120	0	0	0	0	14,120
1520 1	MEDICARE	22,980	0	0	0	0	22,980
1522 1	RETIREMENT CONTRIBUTION	896,940	0	0	0	0	896,940
1890 1	REGULAR SALARIES	617,816,467	64,124,370	3,653,726	137,803,310	122,944	412,112,118
1890 2	TEMPORARY SALARIES	2,383,148	422,187	0	809,873	0	1,151,087
1890 3	SHIFT DIFF. 4-11 REG.	838	0	0	838	0	0
1890 4	REGULAR OVERTIME	2,121,385	8,989	0	2,002,199	0	110,197
1890 5	SHIFT DIFF OT 4-11 REG.	51,964	0	0	51,964	0	0
1890 6	ADMINISTRATIVE LEAVE	2,904	0	0	0	0	2,904
1890 B	SHIFT DIFF 4-11 TEMP.	13	0	0	13	0	0
1890 C	SHIFT DIFF. 4-11 OT TEMP.	1,253	0	0	1,253	0	0
1890 D	TEMPORARY OVERTIME	24,145	0	0	24,145	0	0
1890 E	SHIFT DIFF. 11-6 REGULAR	7,152	0	0	7,152	0	0
2110 1	SEWER	197	0	0	0	0	197
2110 2	WATER	3,605	0	0	0	0	3,605
2220 1	BUILD MAINT REPAIRS & ALTERS	36,608	0	0	0	0	36,608
2230 1	EQUIP MAINT/REPAIR-NONVEHICLE	30,279	0	0	0	0	30,279
2232 1	SOFTWARE MTCE/UPGRADE	65,041	0	0	0	0	65,041
2250 3	ROAD EQUIP DEPRECIATION	2,265,477	-2	0	0	0	2,265,478



OPEO

Other Project and Grant Expenditures by Object  
June/FINAL,1998

<u>Object</u>	<u>Description</u>	<u>Total</u>	<u>Prelim Eng</u>	<u>Row</u>	<u>Constr. Eng</u>	<u>Construction</u>	<u>Other</u>
2251 1	MOTOR POOL VEHICLE	37,905	23,890	0	3,074	0	10,942
2251 3	ST FLEET FIXED RATE CHARGE	18,555	0	0	0	0	18,555
2252 1	ST FLEET MGT CHG NONPARTIC.	29,815	0	0	0	0	29,815
2253 1	RENT OF EQUIP-NOT STATE OWNED	34,500	34,500	0	0	0	0
2255 1	RENT OF BUILDINGS/GROUNDS	374,756	0	0	0	0	374,756
2259 1	PARKING FEE REIMBURSEMENT	480	0	0	0	0	480
2311 1	CONSTRUCTION CONTRACT PAYMENT	288,490,449	0	0	1,764,741	286,725,708	0
2311 2	CONTRACTOR RETAINAGE	189,975	-206,236	0	0	396,211	0
2312 1	CONSULT & PROFESSIONAL SVCES	6,453,243,408	181,347,178	0	4,625,676,510	45,162,193	1,601,057,526
2312 2	CONSULTANT RETAINAGE	2,686,387	1,710,444	0	0	0	975,943
2510 1	IN STATE TRAVEL	13,293,720	4,950	0	-15,723	0	13,304,493
2511 1	INSTATE AIR	43,185	0	0	0	0	43,185
2513 1	IN STATE PRIV VEH/2 WHEEL	27,816	0	0	0	0	27,816
2513 2	IN STATE PRIV VEH/2 WHEEL	17,243	447	0	0	0	16,796
2521 1	IN-STATE NON EMPL/AIRFARE	1,586	0	0	0	0	1,586
2522 1	IN-STATE NON/EMPL PER DIEM	58,348	0	0	0	0	58,348
2523 1	IN-ST NON/EMP PR/VEH/2 WHL	12,726	0	0	0	0	12,726
2530 1	OUT OF STATE TRAVEL	1,086,322	0	0	0	0	1,086,322
2531 1	OUT OF STATE AIRFARE	173,385	0	0	0	0	173,385
2533 1	O/ST PRIVATE VEH/2 WHEEL	826	0	0	0	0	826
2541 1	OUT OF STATE AIRFARE NON/EMPL	74,633	0	0	0	0	74,633
2542 1	OUT OF STATE PER DIEM NON/EMPL	35,760	0	0	0	0	35,760
2543 1	O/ST VEHICLE NON/EMPL/2 WHEEL	307	0	0	0	0	307
2610 1	ADVERTISING	1,007,833	73,245	0	0	0	934,589
2630 1	TELEPHONE-SNS	602,768	0	0	0	0	602,768
2630 2	COMM SVCS FROM DIV OF TELECOM	94,552	0	0	0	0	94,552
2631 1	COMM SVCS FROM OUTSIDE SOURCE	523	0	0	0	0	523
2680		-46,000	0	0	0	0	-46,000
2680 1	MANLS-SPECS-ETC (REPRO COSTS)	6,082,168	1,075,646	0	0	0	5,006,521
2680 3	RPTS BULTNS&FORMS(REPRO COSTS)	3,053,849	11,475	0	0	0	3,042,374
2680 4	ROW & CONSTR. PLANS & SPECS.	276,667	276,667	0	0	0	0
2690 1	LEGAL SERVICES	315,081	91,693	0	0	0	223,388
2710 1	PHYSICAL EXAMS.	35,398	0	0	0	0	35,398
2810 1	FREIGHT & EXPRESS CHARGES	67,523	1,115	0	0	0	66,408
3110 1	UNIFORMS	170,460	0	0	0	0	170,460
3110 3	SUPPLIES (OTHER THAN OFFICE)	13,779,655	0	0	0	0	13,779,655
3112 1	ANTIFREEZE	28,753	0	0	0	0	28,753

OPEO

Other Project and Grant Expenditures by Object  
June/FINAL, 1998

<u>Object</u>	<u>Description</u>	<u>Total</u>	<u>Prelim Eng</u>	<u>Row</u>	<u>Constr. Eng</u>	<u>Construction</u>	<u>Other</u>
3112 6	SUPPLIES AUTOMOTIVE	13,534	0	0	0	0	13,534
3115 1	DATA PROCESSING SUPPLIES	456,107	0	0	0	0	456,107
3117 1	EDUCATION & TRAINING SUPPLIES	7,817,617	0	0	0	0	7,817,617
3120 1	NEWSPAPERS & PUBLICATION PURCH	418,989	0	0	0	0	418,989
3121 1	OFFICE SUPPLIES	3,585,726	0	0	0	0	3,585,726
3122 1	PHOTOGRAPHS & PHOTO SUPPLIES	47,049	1,772	0	0	0	45,277
3123 1	POSTAGE	1,149,713	90,611	0	0	0	1,059,103
3127 3	PAVEMENT MARKING	587,592	0	0	0	0	587,592
3127 4	TRAFFIC SIGNS & MATERIALS	2,066,679	0	0	0	1,524,493	542,186
3127 6	ICE CONTROL ABRASIVES	273,799	0	0	0	0	273,799
3127 7	ROAD BUILDING MATERIALS	20,273,726	0	0	0	0	20,273,726
3127 F	SAFETY MATERIALS & SUPPLIES	154,557	0	0	70,223	0	84,334
3128 1	EXPENDABLE EQUIP PURCHASES	516,522	0	0	404,514	-137,736	249,744
3130 1	LABORATRY/RESRCH SUPPLY NONMED	-13,343	0	0	0	0	-13,343
3920 1	PROPANE FOR BLDG HEAT	375	0	0	0	0	375
3970 1	NATURAL GAS	49,199	0	0	0	0	49,199
4100 1	REIMB OF EXPNDITURES - OPERATI	-26,508	0	0	0	0	-26,508
4100 2	REIMB OF EXPENDITURES - TRAVEL	-11,983	0	0	0	0	-11,983
4100 3	REFUND OF SALES TAX	4,128	0	0	0	0	4,128
4100 7	CENTRAL LAB TESTS	1,362,983	0	0	1,061,780	0	301,204
4100 8	ALLOCATED BUILDING MAINTENANCE	-445,082	0	0	0	0	-445,082
4100 A	INDIR COST ALLOCATION-NON PAR	9,470,941	2,986,800	25,166	7,579,323	0	-1,120,348
4100 B	INDIR COST ALLOCATION-ELIGIBLE	-730,104	-13,981	0	0	746	-716,868
4100 T	INDIR COST TRNG	-1,779,804	0	0	0	0	-1,779,804
4110 3	DAMAGE CLAIMS	-4,495,772	0	0	0	0	-4,495,772
4140		100	0	0	0	0	100
4140 1	MEMBERSHIP/DUES	8,569,645	0	0	0	0	8,569,645
4170 1	SIGN REFUNDS	-36,187	0	0	0	0	-36,187
4170 3	CREDIT CARD FEES	79	0	0	0	0	79
4180 1	OFFICIAL FUNCTIONS	5,966,611	1,551,003	0	0	0	4,415,608
4210 1	ROW ACQUISITION & PURCHASE	-29,460	0	-29,460	0	0	0
4210 2	ROW RELOCATION PAYMENTS	317,548	0	317,548	0	0	0
4220 1	TUITION /REGISTRATION FEES	891,067	0	0	0	0	891,067
5110 1	GRANTS IN AID - CITIES	822,422,122	0	0	0	0	822,422,122
5120 1	GRANTS IN AID - COUNTIES	874,232,690	0	0	0	0	874,232,690
5180 1	GRANTS IN AID - SPECIAL DIST	229,789,650	0	0	0	0	229,789,650
5180 2	GRANTS IN AID - OVERMATCH	-1,623	0	0	0	0	-1,623

OPEO Other Project and Grant Expenditures by Object  
June/FINAL, 1998

<u>Object</u>	<u>Description</u>	<u>Total</u>	<u>Prelim Eng</u>	<u>Row</u>	<u>Constr. Eng</u>	<u>Construction</u>	<u>Other</u>
5771 1	GRANTS IN AID - STATE AGENCIES	15,511,348	0	0	0	0	15,511,348
6110 2	BUILDING IMPROVEMENTS	27,118	0	0	0	0	27,118
6280 5	MISCELLANEOUS EQUIPMENT	60,000	0	0	0	0	60,000
7520 3	CE POOL ALLOCATE	156,570	0	0	156,570	0	0
8110 1	INDIRECT COST CHARGE	60,735	0	0	0	0	60,735
<b>Report Total</b>		<b>\$9,429,847,733</b>	<b>\$253,616,762</b>	<b>\$3,966,980</b>	<b>\$4,777,401,758</b>	<b>\$333,794,559</b>	<b>\$4,061,067,674</b>

NOTE: This report includes all Grants and Projects with project type 'O', 'R', 'B1', or 'B2'.

# DEMOGRAPHICS & GRAPHS



**TOTAL PERSONAL AND PER CAPITA INCOME  
1989-1998**

	<b>COLORADO</b>			<b>UNITED STATES</b>		
	<b>Total Personal Income</b> <i>(In Millions)</i>	<b>Per Capita Income</b>	<b>Total Population</b> <i>(In Thousands)</i>	<b>Total Personal Income</b> <i>(In Millions)</i>	<b>Per Capita Income</b>	<b>Total Population</b> <i>(In Thousands)</i>
<b>1989</b>	\$58,125	\$17,694	3,285	\$4,384,300	\$17,725	247,350
<b>1990</b>	\$61,942	\$18,708	3,311	\$4,645,500	\$18,678	248,710
<b>1991</b>	\$65,365	\$19,356	3,377	\$4,780,219	\$18,955	252,177
<b>1992</b>	\$71,384	\$20,601	3,465	\$5,138,091	\$20,147	255,011
<b>1993</b>	\$76,918	\$21,556	3,568	\$5,365,006	\$20,812	257,795
<b>1994</b>	\$81,628	\$22,293	3,662	\$5,648,263	\$21,696	260,372
<b>1995</b>	\$92,123	\$23,408	3,747	\$6,129,383	\$22,781	262,890
<b>1996</b>	\$98,208	\$25,084	3,823	\$6,563,007	\$24,231	265,284
<b>1997</b>	101,737	\$25,641	3,893	\$6,697,868	\$24,643	267,636
<b>1998</b> <i>Estimate</i>	107,521	\$26,653	3,979	\$7,001,456	\$25,535	270,607

**STATE OF COLORADO  
HIGHWAY USERS TAX FUND  
GROSS REVENUES  
TEN YEAR SCHEDULE  
(Dollar Amounts in Thousands)**

<b>GROSS REVENUES/ PERCENT OF TOTAL REVENUE</b>	<b>1988-89</b>	<b>1989-90</b>	<b>1990-91</b>	<b>1991-92</b>	<b>1992-93</b>	<b>1993-94<sup>(2)</sup></b>	<b>1994-95</b>	<b>1995-96</b>	<b>1996-97</b>	<b>1997-98</b>
<b>Motor Fuel Tax</b>	301,871 72.16%	347,609 77.00%	364,165 79.12%	390,993 81.23%	379,840 74.45%	409,318 75.97%	419,547 74.46%	441,465 74.56%	449,567 74.14%	471,073 77.69%
<b>Gross Ton Mile Tax</b>	31,795 7.60%	21,346 4.73%	1,388 0.30%	1,310 0.27%	499 0.10%	601 0.11%	402 0.07%	490 0.08%	459 0.08%	490 0.08%
<b>Motor Vehicle Registration</b>	31,482 7.53%	48,115 10.66%	60,962 13.24%	62,448 12.97%	96,906 18.99%	100,063 18.57%	110,389 19.59%	117,905 19.91%	119,685 19.74%	130,635 21.54%
<b>Sales &amp; Use Tax<sup>(1)</sup></b>	30,000 7.17%	10,000 2.22%	10,000 2.17%	0 0.00%	0 0.00%	0 0.00%	0 0.00%	0 0.00%	0 0.00%	0 0.00%
<b>Miscellaneous</b>	23,162 5.54%	24,356 5.40%	23,776 5.17%	26,612 5.53%	32,977 6.46%	28,811 5.35%	33,081 5.87%	32,196 5.44%	36,635 6.04%	41,326 6.42%
<b>Total</b>	418,310 100.00%	451,426 100.00%	460,291 100.00%	481,363 100.00%	510,222 100.00%	538,793 100.00%	563,419 100.00%	592,056 100.00%	606,346 100.00%	643,524 105.74%
<b>DEPARTMENT OF TRANSPORTATION SHARE OF REVENUES</b>	<b>211,812</b>	<b>233,073</b>	<b>235,381</b>	<b>252,415</b>	<b>257,191</b>	<b>268,049</b>	<b>279,584</b>	<b>299,533</b>	<b>316,255</b>	<b>528,666</b>

Source: Department of Transportation Records, Department of Treasury

(1) General Fund Transfer

(2) FY 89 - 93 Revenues on Cash Basis, FY 94 - 98 Revenues on Accrual Basis

**COLORADO DEPARTMENT OF TRANSPORTATION  
FY 1997-98 MAINTENANCE COSTS BY MAINTENANCE ACTIVITY**

	100 PLAN & SCHEDULE	150 ROADWAY SURFACE	200 ROADSIDE FACILITIES	250 ROADWAY APPEARANCE	300 TRAFFIC SERVICES	350 STRUCTURES	400 SNOW & ICE	450 MATERIALS EQUIP/BLDG	500 TUNNEL ITEMS	TOTAL NORMAL MAINTENANCE
<b>GREELEY</b>										
REGION 4, SECTION 1	\$699,590	\$5,008,633	\$1,960,691	\$1,152,447	\$2,924,719	\$257,406	\$2,551,357	\$1,186,467	\$31,148	\$15,772,458
% OF SECTION TOTAL	4.44%	31.76%	12.43%	7.31%	18.54%	1.63%	16.18%	7.52%	0.20%	100.00%
<b>GRAND JUNCTION</b>										
REGION 3, SECTION 2	\$763,327	\$2,114,082	\$1,785,824	\$404,929	\$2,593,602	\$271,527	\$3,505,569	\$1,390,887	\$619,963	\$13,449,710
% OF SECTION TOTAL	5.68%	15.72%	13.28%	3.01%	19.28%	2.02%	26.06%	10.34%	4.61%	100.00%
<b>DURANGO</b>										
REGION 5, SECTION 3	\$339,464	\$4,718,126	\$761,393	\$249,964	\$973,108	\$15,039	\$2,642,497	\$282,991	\$0	\$9,982,582
% OF SECTION TOTAL	3.40%	47.26%	7.63%	2.50%	9.75%	0.15%	26.47%	2.83%	0%	100.00%
<b>PUEBLO</b>										
REGION 2, SECTION 4	\$551,697	\$4,893,724	\$2,213,424	\$958,517	\$2,758,368	\$261,500	\$3,986,836	\$880,239	\$0	\$16,504,305
% OF SECTION TOTAL	3.34%	29.65%	13.41%	5.81%	16.71%	1.58%	24.16%	5.33%	0%	100.00%
<b>AURORA</b>										
REGION 1, SECTION 5	\$511,150	\$6,215,564	\$1,661,830	\$375,852	\$1,018,672	\$109,790	\$7,020,792	\$1,228,234	\$2,358	\$18,144,242
% OF SECTION TOTAL	2.82%	34.26%	9.16%	2.07%	5.61%	0.61%	38.69%	6.77%	0.01%	100.00%
<b>CRAIG</b>										
REGION 3, SECTION 6	\$291,001	\$1,478,805	\$705,588	\$105,949	\$1,024,879	\$21,433	\$2,285,991	\$439,102	\$0	\$6,352,748
% OF SECTION TOTAL	4.58%	23.28%	11.11%	1.67%	16.13%	0.34%	35.98%	6.91%	0%	100.00%
<b>ALAMOSA</b>										
REGION 5, SECTION 7	\$313,759	\$3,360,218	\$535,743	\$166,326	\$891,095	\$37,166	\$1,693,442	\$593,318	\$137	\$7,591,204
% OF SECTION TOTAL	4.13%	44.26%	7.06%	2.19%	11.74%	0.49%	22.31%	7.82%	0.002%	100.00%
<b>DENVER</b>										
REGION 6, SECTION 8	\$606,013	\$2,495,179	\$3,059,570	\$1,512,992	\$807,288	\$575,369	\$2,879,109	\$876,899	\$0	\$12,812,419
% OF SECTION TOTAL	4.73%	19.47%	23.88%	11.81%	6.30%	4.49%	22.47%	6.84%	0%	100.00%
<b>EISENHOWER TUNNEL</b>										
REGION 1, SECTION 9	\$58,535	\$2,073	\$95,833	\$1,943	\$50,181	\$0	\$16,098	\$116,143	\$1,694,770	\$2,035,576
% OF SECTION TOTAL	2.88%	0.10%	4.71%	0.10%	2.47%	0%	0.79%	5.71%	83.26%	100.00%
<b>TOTAL</b>	<b>\$4,134,536</b>	<b>\$30,286,404</b>	<b>\$12,779,896</b>	<b>\$4,928,919</b>	<b>\$13,041,912</b>	<b>\$1,549,230</b>	<b>\$26,581,691</b>	<b>\$6,994,280</b>	<b>\$2,348,376</b>	<b>\$102,645,244</b>
<b>% OF TOTAL</b>	<b>4.03%</b>	<b>29.51%</b>	<b>12.45%</b>	<b>4.80%</b>	<b>12.71%</b>	<b>1.51%</b>	<b>25.90%</b>	<b>6.81%</b>	<b>2.29%</b>	<b>100.00%</b>

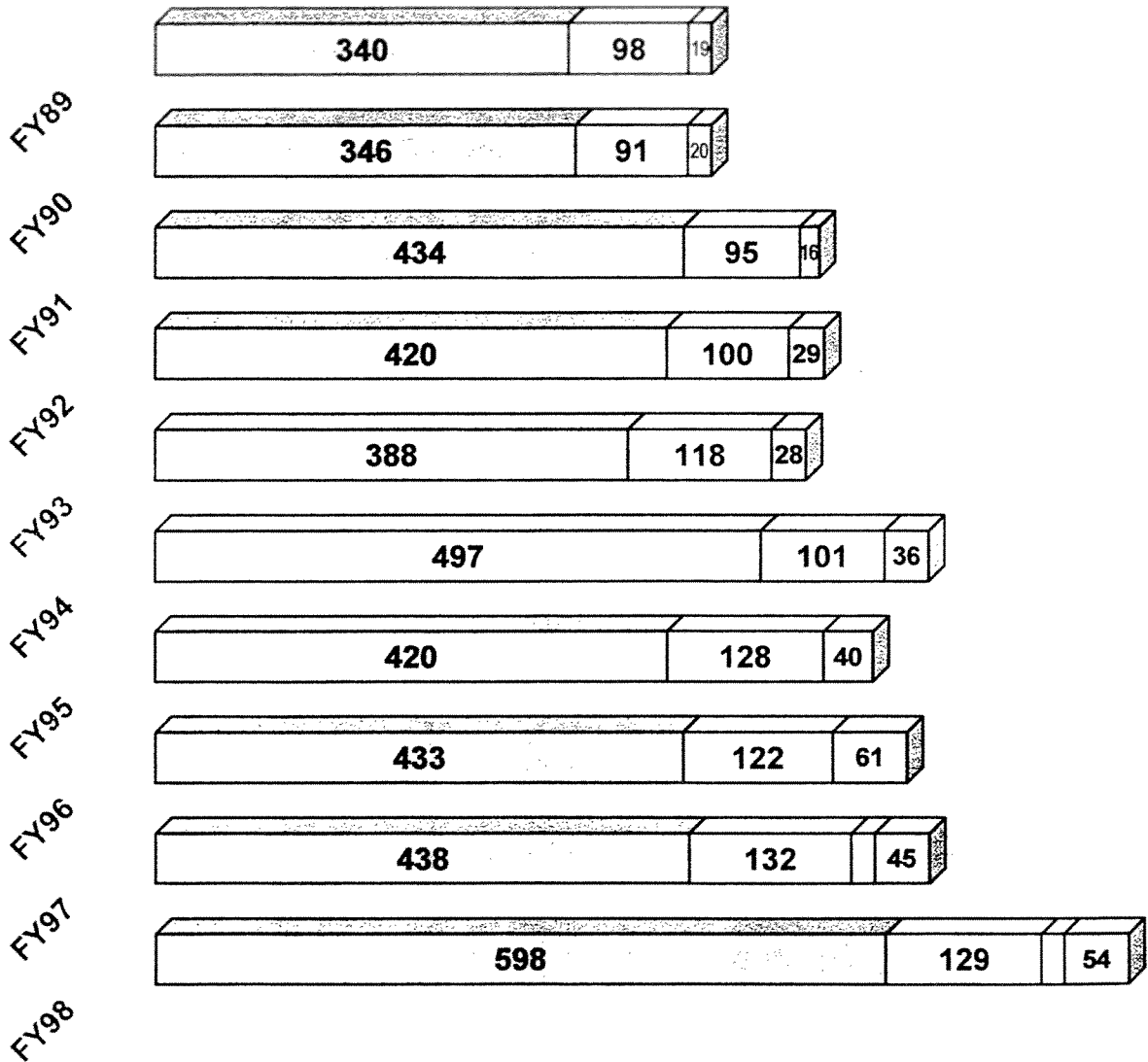
The Maintenance Management System (MMS) produces estimated costs only. Also, amounts for material production and leave activities are not included.



# COLORADO DEPARTMENT OF TRANSPORTATION EXPENDITURES

*(Figures shown in millions of dollars)*

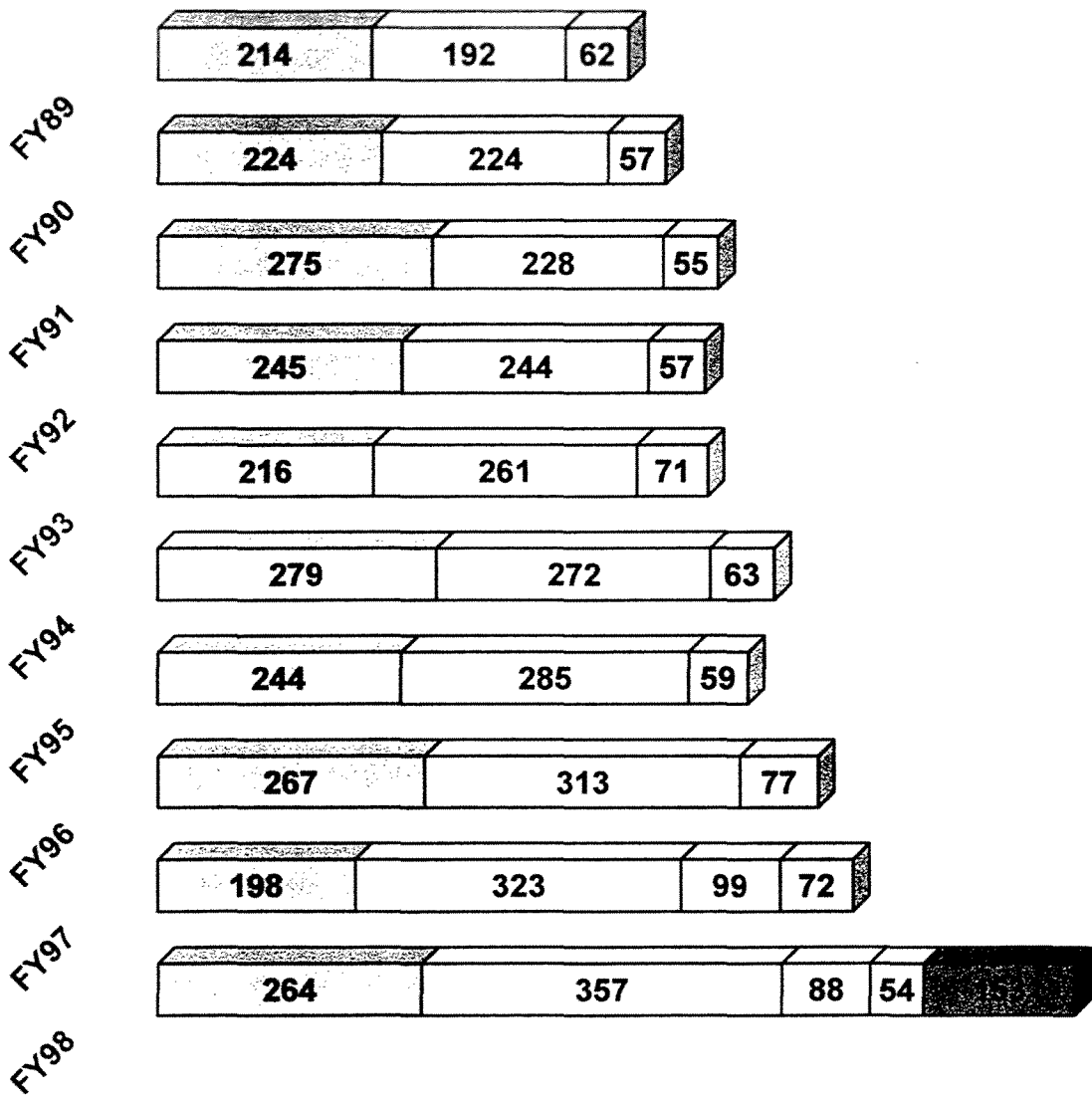
CONSTRUCTION  
  MAINTENANCE  
  ADMINISTRATION  
  OTHER



# COLORADO DEPARTMENT OF TRANSPORTATION REVENUES

*(Figures shown in millions of dollars)*

FEDERAL  
  HUT  
  GENERAL FUND  
  OTHER  
  SALES TAX





**COLORADO  
DEPARTMENT  
OF  
TRANSPORTATION**

**ANNUAL FINANCIAL REPORT**

**FOR FISCAL YEAR ENDING JUNE 30, 1999**

**THOMAS E. NORTON, EXECUTIVE DIRECTOR  
GEORGE MCCULLAR, CONTROLLER**

**FY 1999**

**COLORADO  
DEPARTMENT  
OF  
TRANSPORTATION**

**ANNUAL FINANCIAL REPORT**

**FOR FISCAL YEAR ENDING JUNE 30, 1999**

**THOMAS E. NORTON, EXECUTIVE DIRECTOR  
GEORGE M<sup>C</sup>CULLAR, CONTROLLER**

# CONTENTS

## FINANCIAL STATEMENTS

COMBINED BALANCE SHEET * .....	1
STATEMENT OF REVENUES AND EXPENDITURES * .....	3
STATEMENT OF REVENUES AND EXPENSES .....	4
STATEMENT OF CHANGES IN FINANCIAL POSITION .....	5
SCHEDULE OF GRANT ACTIVITY – FEDERAL PORTION.....	6
NOTES TO THE FINANCIAL STATEMENTS.....	8

\* *The Combined Balance Sheet and the Statement of Revenues and Expenditures are presented on the accrual basis. The Notes to the Financial Statements are included for further review.*

## STATISTICS

TOTAL DEPARTMENT EXPENDITURES BY OBJECT.....	17
EXPENDITURES BY FUNCTION .....	22
PROJECT EXPENDITURES	
Project Number Index.....	30
Project Expenditures by Major Function.....	32
Grant Expenditures.....	65
Project Type Index .....	78
FEDERAL AID PROJECT EXPENDITURES BY OBJECT .....	79
STATE PROJECT EXPENDITURES BY OBJECT .....	81
MAINTENANCE PROJECT EXPENDITURES BY OBJECT.....	83
OTHER PROJECT EXPENDITURES BY OBJECT .....	85

## DEMOGRAPHICS AND GRAPHS

PER CAPITA INCOME AND POPULATION .....	89
GROSS REVENUES – 10 YEAR .....	90
MAINTENANCE COSTS BY ACTIVITY .....	91
EXPENDITURE AND REVENUE GRAPHS.....	92-93

**COLORADO DEPARTMENT OF TRANSPORTATION  
 COMBINED BALANCE SHEET - ALL FUND TYPES AND ACCOUNT GROUPS  
 FOR THE PERIOD ENDING JUNE 30, 1999  
 (UNAUDITED)**

	GENERAL FUND	SPECIAL REVENUE FUNDS	INTERNAL SERVICE FUND	GENERAL FIXED ASSETS	GENERAL LONG-TERM DEBT FUND	TOTAL
<b>ASSETS</b>						
Cash Unrestricted		347,216,264	1,512,545			348,728,809
Cash Restricted (State Rail)	1,182,479					1,182,479
Cash Restricted (City & County Bridge)		23,031,397				23,031,397
Receivables:						
Federal		96,202,515	1			96,202,516
Local Governments		1,260,569				1,260,569
Due From Other Funds/Agencies - HUT		43,785,985				43,785,985
Other		1,468,056	7,706			1,475,762
Allowance For Doubtful Accounts		(314,609)				(314,609)
Inventories		6,329,872	339,938			6,669,810
Prepaid Expenses		64,283				64,283
Land				9,584,639		9,584,639
Buildings				52,198,379		52,198,379
Equipment			1,159,642	177,481,590		178,641,232
Accumulated Depreciation			(653,847)			(653,847)
Other Long-Term Assets		19,112,727	2			19,112,729
Amount To Be Provided For Long-Term Debt					18,791,749	18,791,749
<b>TOTAL ASSETS</b>	<b>1,182,479</b>	<b>538,157,059</b>	<b>2,365,984</b>	<b>239,264,608</b>	<b>18,791,749</b>	<b>799,761,879</b>

1 Includes Advanced Construction Amounts

2 Includes a 16,000,000 long-term loan to the E-470 Authority

This statement, as well as the accompanying footnotes, are for management information and department use only

**COLORADO DEPARTMENT OF TRANSPORTATION  
COMBINED BALANCE SHEET - ALL FUND TYPES AND ACCOUNT GROUPS  
FOR THE PERIOD ENDING JUNE 30, 1999  
(UNAUDITED)**

	GENERAL FUND	SPECIAL REVENUE FUNDS	INTERNAL SERVICE FUND	GENERAL FIXED ASSETS	GENERAL LONG-TERM FUND	TOTAL
<b>LIABILITIES AND FUND BALANCE</b>						
Current Liabilities:						
Accounts Payable		110,471,326	93,285			110,564,611
Retainage Payable		10,573,056	58,617			10,631,673
Payroll Liabilities		444,859				444,859
Due To Federal Government						-
Due To Special District						-
Due To Other Funds		867,269	26,330			893,599
Deferred Revenue		8,035,756				8,035,756
Long Term Liabilities:						
Compensated Absences and Local Government					18,791,749	18,791,749
<b>TOTAL LIABILITIES</b>		<b>130,392,266</b>	<b>178,232</b>		<b>18,791,749</b>	<b>149,362,247</b>
Fund Equity:						
Contributed Capital			1,105,886			1,105,886
Investment in General Fixed Assets			-	239,264,608		239,264,608
Retained Earnings			1,081,866			1,081,866
Fund Balances:						
Reserve For Inventory		6,333,648	-			6,333,648
Reserve For Bridge Projects		22,456,638				22,456,638
Reserve For State Rail	1,182,479					1,182,479
Reserve For Emergencies		2,000,000				2,000,000
Reserve For E470 Project		16,000,000				16,000,000
Reserve For Department Share of Construction Commitments		360,974,507				360,974,507
<b>TOTAL FUND BALANCE</b>	<b>1,182,479</b>	<b>407,764,793</b>	<b>2,187,752</b>	<b>239,264,608</b>		<b>650,399,632</b>
<b>TOTAL LIABILITIES, RESERVES &amp; FUND BALANCE</b>	<b>1,182,479</b>	<b>538,157,059</b>	<b>2,365,984</b>	<b>239,264,608</b>	<b>18,791,749</b>	<b>799,761,879</b>

*This statement, as well as the accompanying footnotes, are for management information and department use only*



COLORADO DEPARTMENT OF TRANSPORTATION  
STATEMENT OF REVENUES, EXPENDITURES  
AND CHANGE IN FUND BALANCE  
FOR THE PERIOD ENDING JUNE 30, 1999  
(UNAUDITED)

**REVENUES**

Federal	337,573,396
Highway Users Tax	376,274,934
Sales Tax	171,933,537
Bridge Fund (Local Share)	1,896,793
Local Government & Other Entities	13,639,735
Aviation Revenues	7,132,477
General Funds: Capital Construction/Gaming/Rail	49,944,993
Other Revenues	35,949,878

---

TOTAL REVENUES	994,345,743
----------------	-------------

**EXPENDITURES**

Construction:	
Federal Aid Projects	443,430,941
State Projects	240,437,614
Local Government & Other Entities	39,435,750
Maintenance & Operations:	
Departmental Administration	27,293,924
Property & Equipment	17,968,674
Program Engineering	1,494,921
District Maintenance	122,692,637
Maintenance Projects	11,161,138
Payroll Load	4,512,737
Transportation Planning	27,296,918
Transportation Safety	5,708,485
Aviation	8,110,590

---

TOTAL EXPENDITURES	949,544,329
--------------------	-------------

---

<b>EXCESS OF REVENUES OVER EXPENDITURES</b>	44,801,414
---	------------

Other:	
Intradepartmental Transfers	10,872,904

---

<b>FUND BALANCE - JULY 1, 1998</b>	352,090,475
------------------------------------	-------------

<b>FUND BALANCE - JUNE 30, 1999</b>	<u>407,764,793</u>
-------------------------------------	--------------------

*This statement, as well as the accompanying footnotes, are for management information and department use only*

**COLORADO DEPARTMENT OF TRANSPORTATION**  
**STATEMENT OF REVENUES, EXPENSES**  
**AND CHANGE IN RETAINED EARNINGS**  
**ALL PROPRIETARY FUND TYPES**  
**FOR THE PERIOD ENDING JUNE 30, 1999**  
**(UNAUDITED)**

**OPERATING REVENUES**

Charges For Service	3,002,961
Interest Income	70,478
<b>TOTAL OPERATING REVENUE</b>	<u>3,073,439</u>

**OPERATING EXPENSES**

Operating Costs	2,601,537
Depreciation	83,485
<b>TOTAL OPERATING EXPENSES</b>	<u>2,685,022</u>

OPERATING INCOME 388,417

Operating Transfers Out - Interest 70,478

**NET INCOME/CHANGES IN RETAINED EARNINGS** 317,939

**OTHER CHANGES IN FUND EQUITY**

Contributed Capital 89,379

**NET CHANGE IN FUND EQUITY** 407,318

EQUITY	RETAINED EARNINGS	CONTRIBUTED CAPITAL	TOTAL
July 1, 1998	674,547	1,105,887	1,780,434
Net Change In Equity	<u>317,939</u>	<u>89,379</u>	<u>407,318</u>
June 30, 1999	<u>992,486</u>	<u>1,195,266</u>	<u>2,187,752</u>

*This statement, as well as the accompanying footnotes, are for management information and department use only*

COLORADO DEPARTMENT OF TRANSPORTATION  
STATEMENT OF CHANGES IN FINANCIAL POSITION  
ALL PROPRIETARY FUND TYPES  
INTERNAL SERVICE FUND  
FOR THE PERIOD ENDING JUNE 30, 1999  
(UNAUDITED)

**SOURCES OF WORKING CAPITAL**

Net Income	317,939
Interest Earned - Cash On Deposit	70,478
Depreciation	83,485
Contributed Capital	<u>89,379</u>
<b>TOTAL SOURCES OF WORKING CAPITAL</b>	<b>561,281</b>

**USES OF WORKING CAPITAL**

Transfer To Special Revenue Fund	70,478
Booking of Accumulated Depreciation	<u>89,379</u>
<b>TOTAL OPERATING EXPENSES</b>	<b>159,857</b>

<b>INCREASE (DECREASE) IN WORKING CAPITAL</b>	<b><u><u>401,424</u></u></b>
---	------------------------------

**CHANGES IN COMPONENTS OF WORKING CAPITAL**

<b>INCREASE (DECREASE) IN CURRENT ASSETS</b>	
Cash	444,136
Inventory	49,445
Accounts Receivable	<u>5,059</u>

<b>TOTAL INCREASE IN CURRENT ASSETS</b>	<b>498,640</b>
---	----------------

<b>INCREASE (DECREASE) IN CURRENT LIABILITIES</b>	
Accounts Payable	(97,216)

<b>INCREASE (DECREASE) IN WORKING CAPITAL</b>	<b><u><u>401,424</u></u></b>
---	------------------------------

*This statement, as well as the accompanying footnotes, are for management information and department use only*

**COLORADO DEPARTMENT OF TRANSPORTATION**  
**SCHEDULE OF DIRECT FEDERAL GRANT ACTIVITY**  
**U.S. DEPARTMENT OF TRANSPORTATION GRANTS**  
**FISCAL YEAR ENDED JUNE 30, 1999**

CFDA PROGRAM NUMBER	GRANT TITLE	FUND	GRANT NUMBER	EXPENDITURES							ACCRUED (DEFERRED) REVENUES 06/30/1998
				ACCRUED (DEFERRED) REVENUES 06/30/1997	CASH RECEIPTS	ADJUSTING ENTRIES	DIRECT EXPENDITURES	PASSED THROUGH	TOTAL		
20	6000	NHTSA NOTICE 464	400	98NHTSA402AD	\$707,043	\$2,141,100	-	\$219,641	\$2,441,668	\$2,661,309	\$1,227,252
20	6000	DTHN2292Y07042	400	2292Y07042	17,220	47,540	-	52,159	-	52,159	21,839
20	6000	DTNH97G05267	400	DTNH97G05267	37,240	73,861	-	76,870	-	76,870	40,249
16	7270	98-AH-F8-0008	400	98-AH-F8-0008	-	-	-	51,964	-	51,964	51,964
20	6010	NHTSA NOTICE 464	400	98NHTSA408AL	29	-	-	(29)	-	(29)	-
20	6010	NHTSA NOTICE 464	400	98NHTSA408AL	-	-	-	-	-	-	-
20	6010	NHTSA NOTICE 464	400	98NHTSA410AL	143,456	335,224	-	191,768	-	191,768	-
20	6010	NHTSA NOTICE 464	400	98NHTSA410AL	-	-	-	356,333	-	356,333	356,333
<b>Total National Highway Traffic Safety Administration</b>					<b>\$904,988</b>	<b>\$2,597,725</b>	<b>-</b>	<b>\$948,706</b>	<b>\$2,441,668</b>	<b>\$3,390,374</b>	<b>\$1,697,637</b>
20	5130	CO-16-0025	400	CO-16-0025	-	\$4	-	5	\$0	\$5	1
20	5050	CO-80-0005	400	CO-80-0005	327	14,261	-	13,279	-	13,729	(205)
20	5130	CO-16-0026	400	CO-16-0026	183,997	479,379	-	11,648	326,152	337,800	42,418
20	5050	CO-80-X006	400	CO-80-X006	1,881	545,583	-	38,883	511,296	550,179	6,477
20	5070	CO-26-0005	400	CO-26-0005	-	-	-	-	27,175	27,175	27,175
20	5130	CO-16-0027	400	CO-16-0027	7,453	458,191	-	59,268	429,864	489,132	38,394
20	5130	CO-81-X001	400	CO-81-X001	-	927,861	-	-	1,602,080	1,602,080	674,219
20	5050	CO-80-X008	400	CO-80-X008	-	14,293	-	16,493	2,400	18,893	4,600
20	5130	CO-16-0028	400	CO-16-0028	-	16,717	-	18,426	3,678	22,104	5,387
20	5050	CO-80-X009	400	CO-80-X009	-	-	-	-	15,000	15,000	15,000
<b>Total Federal Transit Administration Section 16 &amp; 26(A)</b>					<b>\$193,658</b>	<b>\$2,456,289</b>	<b>-</b>	<b>\$158,002</b>	<b>\$2,917,645</b>	<b>\$3,076,097</b>	<b>\$813,466</b>

**COLORADO DEPARTMENT OF TRANSPORTATION  
SCHEDULE OF DIRECT FEDERAL GRANT ACTIVITY  
U.S. DEPARTMENT OF TRANSPORTATION GRANTS  
FISCAL YEAR ENDED JUNE 30, 1999**

CFDA PROGRAM NUMBER	GRANT TITLE	FUND	GRANT NUMBER	EXPENDITURES						ACCRUED (DEFERRED) REVENUES 06/30/1998	
				ACCRUED (DEFERRED) REVENUES 06/30/1997	CASH RECEIPTS	ADJUSTING ENTRIES	DIRECT EXPENDITURES	PASSED THROUGH	TOTAL		
20	5090	CO-18-X014	400	CO-18-X014	(1,439)	1,634	-	3,077	-	3,077	4
20	5090	CO-18-X015	400	CO-18-X015	1,555	24,501	-	-	22,946	22,946	-
20	5090	CO-18-X016	400	CO-18-X016	103,500	868,514	-	109,917	647,178	757,095	(7,919)
20	5090	CO-18-X017	400	CO-18-X017	1,529	1,719,871	-	191,275	1,562,531	1,753,806	35,464
20	5090	CO-18-X018	400	CO-18-X018	-	259,304	-	62,256	371,599	433,855	174,551
Total Federal Transit Administration Section 18					\$105,145	\$2,873,824	-	\$366,525	\$2,604,254	\$2,970,779	\$202,100
<b>Total Federal Transit Administration</b>					<b>\$298,803</b>	<b>\$5,330,113</b>	<b>-</b>	<b>\$524,527</b>	<b>\$5,521,899</b>	<b>\$6,046,876</b>	<b>\$1,015,566</b>
20	5150	7192TE18CO23	400	7192TE18CO23	\$453	-	-	\$388	-	\$388	\$841
20	5150	DTFH7197CO36	400	DTFH7197CO36	-	-	-	-	-	-	-
20	5150	DTFH7197CO37	400	DTFH7197CO37	147	-	-	(147)	-	(147)	-
<b>Total Demonstration Grants</b>					<b>\$600</b>	<b>\$0</b>	<b>-</b>	<b>\$241</b>	<b>-</b>	<b>\$241</b>	<b>\$841</b>
20	1060	NASAO-99	160	NASAO-99	\$0	\$7,224	-	\$7,525	-	\$7,525	301
20	1060	3-08-0000-SI	160	3-08-0000-SI	24,143	42,066	-	27,998	-	27,998	10,075
20	1060	3-08-0000-SJ	160	3-08-0000-SJ	-	6,760	-	26,573	-	26,573	19,813
20	1060	3-08-0000-SK	160	3-08-0000-SK	-	11,727	-	96,194	-	96,194	84,467
<b>Total Federal Aviation Grants</b>					<b>\$24,143</b>	<b>\$67,777</b>	<b>\$0</b>	<b>\$158,290</b>	<b>-</b>	<b>\$158,290</b>	<b>\$114,656</b>
20	2050		400	Title 23 of the US Code	\$74,526,088	\$309,274,536	-	\$313,698,771	\$14,446,199	\$328,144,970	\$93,396,522
<b>Total Title 23 Of The U.S Code</b>					<b>\$74,526,088</b>	<b>\$309,274,536</b>	<b>-</b>	<b>\$313,698,771</b>	<b>\$14,446,199</b>	<b>\$328,144,970</b>	<b>\$93,396,522</b>
<b>GRAND TOTAL</b>					<b>\$75,754,622</b>	<b>\$317,270,151</b>	<b>\$0</b>	<b>\$315,330,535</b>	<b>\$22,409,766</b>	<b>\$337,740,751</b>	<b>\$96,225,222</b>

Cash Receipts are recorded per this schedule on a cash basis July 1, 1998 through June 30, 1999

**COLORADO  
DEPARTMENT  
OF  
TRANSPORTATION**

**NOTES  
TO  
FINANCIAL STATEMENTS**

**FOR FISCAL YEAR ENDING JUNE 30, 1999**

The Notes to the Financial Statements contain a summary of significant accounting policies and information considered necessary in assisting the reader to understand and interpret the accompanying financial statements.

## 1. SIGNIFICANT ACCOUNTING POLICIES

The accompanying financial statements reflect the financial activities of the Colorado Department of Transportation for the fiscal year ending June 30, 1999. The Department of Transportation is an agency and sub-entity of the State of Colorado. For reporting purposes and in conformance with the guidelines established by the Governmental Accounting Standards Board pertaining to oversight responsibilities, the State of Colorado is the primary reporting entity for State financial activities.

### A. BASIS OF PRESENTATION - FUND ACCOUNTING

The accounts of the Department of Transportation are organized on the basis of funds and account groups, each of which is considered a separate accounting entity. The operations of each fund are accounted for with a separate set of self-balancing accounts that comprise its assets, liabilities, fund equity, revenues, and expenditures or expenses as appropriate. The Department's resources are allocated to and accounted for in individual funds based upon the purposes for which they are to be spent and the means by which spending activities are controlled.

The accompanying financial statements include three fund types and two account groups. The fund types are grouped for financial reporting purposes into Governmental Fund Types, Proprietary Fund Types, and Fiduciary Fund Types. This grouping is in accordance with the basis of accounting used by the fund types. The fund types (and the generic funds included therein) and account groups are described below.

#### **Governmental Fund Types**

Special Revenue Funds - are the Department's principle operating funds. They are used to account for the proceeds of specific revenue sources (other than special assessments, expendable trusts, or major capital projects) that are legally restricted to specific expenditures. Revenues include: excise taxes on motor fuels, driver and vehicle registration fees, ton-mile taxes, aviation fuel taxes, and gasoline taxes. Expenditures are made primarily for the construction and maintenance of state highways and transportation related systems.

Beginning this year, a portion of Sales and Use taxes will be diverted to the Highway Users Trust Fund. The total transfer is estimated at \$830 million over 5 years.

General Funds - are used to account for resources that are not accounted for in an other fund. The following appropriations were made for Fiscal Year 1999:

House Bill 98-1395*	Purchase Towner Rail Line	10,400,000
Senate Bill 97- 37	Purchase Abandoned Rail ROW	1,000,000

\* A late bill effective FY98

### **Governmental Fund Types (continued)**

Capital Construction Funds - are used to finance additional transportation system improvements. Due to the long-term nature of these projects, capital construction appropriations are generally available for a period of three years or until the project's completion, whichever comes first. After three years, the Department must revert the remaining funds. No new appropriations were made for Fiscal Year 2000.

### **Proprietary Fund Types**

Internal Service Funds - are used to account for financing of goods or services provided by one department or one agency to other departments or agencies, on a cost-reimbursement basis. Depreciation has been recorded, when appropriate, over the estimated useful life of the asset using the straight-line method. The estimated useful life of equipment is 2 to 15 years. The Internal Service Fund includes Reproduction and the Sign Shop.

### **Fiduciary Fund Types**

Trust and Agency Funds - are used to account for assets held in trust for other entities, such as escrow accounts and contractor securities held in lieu of retainage.

### **General Fixed Assets Account Group**

The General Fixed Assets account group is a self-balancing set of accounts used to account for fixed assets used in governmental fund type operations. These include all land, buildings, and equipment except those of the Internal Service Fund.

All fixed assets are valued at historical cost or estimated historical cost if actual historical cost is not available. Donated fixed assets are valued at their estimated fair market value on the date donated. No depreciation has been provided on general fixed assets.

### **General Long-Term Debt Account Group**

The General Long-Term Debt account group is used to account for long-term liabilities expected to be financed from governmental fund types, such as employee leave obligations and loans to local entities.

### **Total Columns on Combined Statements**

Total columns on the combined statements are presented only to facilitate financial analysis. Data in these columns do not present financial position, results of operations, or changes in financial position in conformity with generally accepted accounting principles. Nor are they comparable to a consolidation. Interfund eliminations have not been made in the aggregation of this data.



## **B. BASIS OF ACCOUNTING**

Basis of accounting refers to when revenues and expenditures or expenses are recognized in the accounts and reported in the financial statements. Basis of accounting relates to the timing of the measurements made, regardless of the measurement focus applied.

Governmental fund types are reported on the modified accrual basis. Revenues are recognized when they are measurable and available to finance current expenditures. Expenditures are recognized on the modified accrual basis when:

- ✓ The amount can be objectively measured
- ✓ The goods have been delivered or title has passed to the State
- ✓ Service has been rendered

Proprietary funds and non-expendable trust funds are reported on an accrual basis. Their revenues are recognized when they are earned and their expenses, including depreciation, are recognized when they are incurred.

## **C. ENCUMBRANCES**

Encumbrance accounting, under which purchase orders and contracts for expenditure of monies are recorded in order to reserve that portion of the applicable appropriation, is employed as an extension of formal budgetary integration in the special revenue fund. Encumbrances outstanding at year-end are rolled forward into the subsequent year's operating budget.

At June 30, 1999 encumbrances of \$352,540,519 were rolled forward.

## **D. BUDGETS AND BUDGETARY ACCOUNTING**

The financial operations of the Department are primarily controlled by the approved budgets made by the State Transportation Commission. The budget is limited to the unrestricted funds held at the beginning of the year plus the revenues estimated to be generated during the year based on a cash basis projection, unless otherwise noted in their budget approval.

The budget defines the expenses of the Department primarily by category of expense or construction project with a 15% leeway. Budgets can be revised at any monthly commission meeting. The Legislative Joint Budget Committee controls the Department's Administration budget.

## E. CASH

The State Treasurer acts as the Department's bank. Interest earned on the Department of Transportation's cash accounts is credited to the respective accounts. Restricted cash accounts are held for use in City and County Bridge projects.

The Department of Transportation had \$370,229,547 on deposit with the State Treasurer at June 30, 1999.

Detailed information on the State Treasurer's pooled cash and investments is available from that office.

At year-end, the Department also had \$7,513.44 on deposit with banks and savings and loans, of which all amounts were covered by federal insurance.

## F. RECEIVABLES AND PAYABLES

Federal Receivables at June 30, 1999 in the amount of \$128,941,364 represent expenditures made by the Department that will be reimbursed by the Federal Department of Transportation, a portion of which was still subject to federal approval.

Amounts Due from Other Agencies of \$43,785,985 in the Department's Special Revenue Fund primarily represents highway user taxes earned during fiscal year 1999 but collected subsequent to June 30<sup>th</sup>.

## G. INVENTORIES

The Department's consumable inventories consist primarily of items such as: sand, gravel, signs, maintenance repair parts, and gasoline.

SPECIAL REVENUE FUND		INTERNAL SERVICE FUND	
Storeroom/Stockpiles	6,268,707	Storeroom/Stockpiles	339,938
Fuels	61,165		
TOTAL	<u>6,329,872</u>	TOTAL	<u>339,938</u>

*Inventories are stated at cost using the moving average*

## H. LONG TERM ASSETS

Long term assets are acquired with the intention of holding them for an extended period of time. They are not expected to be converted to cash or sold within one year.

Other Long Term Assets of \$19,112,727 includes a \$16,000,000 long-term loan to the E-470 Authority.

## I. DEFERRED REVENUE

Revenues received in advance for projects, grants, and annual permits are recorded as deferred until such time as expenditures are incurred, or the annual permit period has expired.

## J. FUND EQUITY

The fund balance of the Special Revenue Fund is made up of reserved and unreserved amounts. Reserved amounts are provided by statute, contract, or construction commitments. Those amounts left unreserved represent that portion of the Fund Equity (net assets less liabilities) available for future use in construction and operations of the Department.

## 2. OTHER ACCOUNTING DISCLOSURES

### A. GENERAL FIXED ASSETS

The Department's policy is to capitalize road equipment and non road equipment items having at least a useful life of two years and a cost of \$3,000 or more. The Department also capitalizes computer hardware costing \$1000 or more and has a useful life of one year or more.

A summary of changes in general fixed assets for fiscal year 1999 follows:

	<b>BEGINNING BALANCE</b>	<b>ADDITIONS</b>	<b>DELETIONS</b>	<b>ENDING BALANCE</b>
LAND & IMPROVEMENTS	9,033,959	556,170	5,490	9,584,639
BLDGS & IMPROVEMENTS	48,828,533	3,430,678	60,832	52,198,379
EQUIP - ROAD	134,929,753	12,037,892	4,836,131	142,131,514
EQUIP - OTHER	40,389,264	2,211,498	7,250,686	35,350,076
TOTAL	233,181,509	18,236,238	12,153,139	239,264,608

### B. PROPRIETARY FUND FIXED ASSETS

A summary of proprietary fund fixed assets for fiscal year 1999 follows:

	<b>BEGINNING BALANCE</b>	<b>ADDITIONS</b>	<b>DELETIONS</b>	<b>ENDING BALANCE</b>
EQUIP - ROAD	12,878	-12,878	-0-	0
EQUIP - OTHER	1,056,638	121,304	18,300	1,159,641
TOTAL	1,069,515	108,426	18,300	1,159,641
Less ACCUMULATED DEPRECIATION	569,613			653,846
NET ASSETS	499,902	108,426	18,300	505,795

## NOTE 3. COMMITMENTS AND CONTINGENCIES

### A. LEASE COMMITMENTS

The Department enters into lease or rental agreements for the use of buildings and equipment. All leases contain clauses indicating that continuation of the lease is contingent upon funding by the legislature.

Future minimum payments at June 30th under operating lease agreements are as follows:

FISCAL YEAR	AMOUNT
2000	1,378,407
2001	515,979
2002	421,939
2003	342,352
2004	143,322
2005 and Later	17,405
TOTAL FUTURE MINIMUM LEASE PAYMENTS	3,360,858

### B. ACCUMULATED UNPAID LEAVE AND LOCAL LOANS

All employees in permanent positions earn and accrue sick leave at the rate of 20 hours per quarter, with a limit of 45 days additional accumulation after July 1, 1988. Employees are paid for one-fourth of their unused sick leave upon death or retirement.

Annual leave is earned at increasing rates based on employment service longevity. In no event can more than 42 days of annual leave be carried into the subsequent fiscal year. Employees are paid 100% of their annual leave upon leaving state service.

The Long-Term Debt Account Group includes estimated compensated absence liabilities in the amount of \$16,791,749 and \$2,000,000 for loans from local entities.

### C. CONTINGENCIES

There are various claims and litigation pending, incidental to the operations of the Department of Transportation. A report of significant pending litigation and claims prepared by the Colorado Attorney General's Office is available from the Department's Controller. In the opinion of the Department's management, liability arising from these claims, if any, would not have a material effect on the accompanying financial statements. The Department of Transportation enters into various grant and contract agreements with the Federal government and other parties. These agreements generally provide for audits of the transactions pertaining to the agreements with the Department being liable to

those parties for any disallowed expenditure. It is believed that any such adjustments will not be significant in amount.

#### **NOTE 4. PENSION COSTS**

The Public Employees' Retirement Association (PERA) is a statewide retirement association established under the authority of Title 24, Article 51, CRS 1973 Revised, which administers a defined benefit plan for public employees. Substantially all employees of the Department of Transportation are required to participate in this retirement program. The Department's legal obligation is limited to the amounts paid into the association. The contributory percentages of participant salaries provided by the State and the participants are currently 11.4% and 8.0% respectively as required by statute and current actuarial estimates.

# STATISTICS

COLORADO DEPARTMENT OF TRANSPORTATION

EO

EXPENDITURES BY OBJECT  
June/FINAL, 1999

Run Date: Aug 1 1999  
Data Refresh Date: Jul 31 1999  
Effective Date: Jun 30 1999

object	Description	Total	----- Projects -----			----- Maintenance and Operations -----		
			Construction	Other	Personal	Operating	Travel	Capital
1110 1	Regular Salaries Admin	8,936,012	859	565,462	8,369,692	0	0	0
1110 2	Temporary Salaries Admin	141,126	0	0	141,126	0	0	0
1110 3	S/D 4-11 Reg. Admin	20,766	0	0	20,766	0	0	0
1110 4	Regular Overtime Admin	30,703	0	3,165	27,539	0	0	0
1110 5	Shift Diff Ot 4-11 Reg. Admin	776	0	0	776	0	0	0
1110 6	Administrative Leave Admin	78,317	0	3,587	74,730	0	0	0
1110 7	Funeral Leave Admin	23,983	0	1,988	21,995	0	0	0
1110 8	Injury Leave Admin	297	0	0	297	0	0	0
1110 9	Jury Duty Leave Admin	3,600	0	0	3,600	0	0	0
1110 A	Annual Leave Admin	723,497	0	38,768	684,729	0	0	0
1110 B	Shift Diff 4-11 Temp. Adm	377	0	0	377	0	0	0
1110 D	Temporary Overtime Adm	850	0	0	850	0	0	0
1110 E	Shift Diff. 11-6 Regular Adm	5,651	0	0	5,651	0	0	0
1110 F	Shift Diff. 11-6 Ot Reg. Adm	1,406	0	0	1,406	0	0	0
1110 G	Shift Diff. 11-6 Temp. Adm	422	0	0	422	0	0	0
1110 M	Military Leave Adm	6,975	0	0	6,975	0	0	0
1110 S	Sick Leave Admin	395,986	0	16,786	379,200	0	0	0
1110 T	Holiday Leave Admin	388,232	0	23,331	364,901	0	0	0
1110 X	Overtime Pd @ Reg Rate	4,545	0	0	4,545	0	0	0
1110 Y	Overtime Sh2 Pd @ Reg Rate	38	0	0	38	0	0	0
1110 Z	Overtime Sh3 Pd @ Reg Rate	420	0	0	420	0	0	0
1141 1	Sick Leave Payments	192	0	0	192	0	0	0
1300 1	Reimb Of Expendtres - Pers Svc	-1,029,362	0	0	-1,029,362	0	0	0
1300 2	R E Indirect Costs	12,458,788	0	0	12,458,788	0	0	0
1511 1	Health Insurance	427,669	0	23,859	403,810	0	0	0
1512 1	Life Insurance	11,474	0	345	11,129	0	0	0
1513 1	Short Term Disability	21,548	0	1,446	20,101	0	0	0
1520 1	Medicare	52,617	0	2,426	50,191	0	0	0
1522 1	Retirement Contribution	1,161,357	0	76,962	1,084,395	0	0	0
1533 1	Workmens Comp Ins	4,257,900	0	0	4,257,900	0	0	0
1890		0	0	0	0	0	0	0
1890 1	Regular Salaries	129,104,458	19,870,321	8,244,757	100,989,381	0	0	0
1890 2	Temporary Salaries	2,848,442	428,559	134,171	2,285,712	0	0	0
1890 3	Shift Diff. 4-11 Reg.	137,381	67	52	137,262	0	0	0
1890 4	Regular Overtime	2,647,466	74,611	64,030	2,508,824	0	0	0
1890 5	Shift Diff Ot 4-11 Reg.	614,077	333	1,622	612,122	0	0	0
1890 6	Administrative Leave	720,202	0	34,631	685,571	0	0	0
1890 7	Funeral Leave	310,579	0	8,968	301,611	0	0	0
1890 8	Injury Leave	2,593	0	0	2,593	0	0	0
1890 9	Jury Duty Leave	51,800	0	2,154	49,646	0	0	0
1890 A	Annual Leave	4,086	0	0	4,086	0	0	0
1890 B	Shift Diff 4-11 Temp.	12,598	5	0	12,593	0	0	0
1890 C	Shift Diff. 4-11 Ot Temp.	17,893	0	0	17,893	0	0	0
1890 D	Temporary Overtime	249,108	14,625	18,966	215,517	0	0	0
1890 E	Shift Diff. 11-6 Regular	225,087	3,112	629	221,346	0	0	0
1890 F	Shift Diff. 11-6 Ot Reg.	974,238	5,916	6,940	961,382	0	0	0
1890 G	Shift Diff. 11-6 Temp.	21,644	718	0	20,926	0	0	0
1890 H	Shift Diff. 11-6 Ot Temp.	25,479	1,432	0	24,047	0	0	0
1890 M	Military Leave	39,695	0	0	39,695	0	0	0
1890 S	Sick Leave	-206	0	0	-206	0	0	0
1890 T	Holiday	-364	0	0	-364	0	0	0
1890 X	Overtime Pd @ Reg Rate	83,320	367	379	82,573	0	0	0
1890 Z	Overtime Sh3 Pd @ Reg Rate	15	0	0	15	0	0	0
1910 1	Temporary Services	94	0	0	94	0	0	0
1920 1	Professional Svces, Not Proj	160,268	2	9,452	150,815	0	0	0
1930 1	Purchased Service - Litigation	147,780	0	5,641	142,139	0	0	0

EO

EXPENDITURES BY OBJECT  
June/FINAL, 1999

Run Date: Aug 1 1999  
Data Refresh Date: Jul 31 1999  
Effective Date: Jun 30 1999

object	Description	Total	----- Projects -----			----- Maintenance and Operations -----			
			Construction	Other	Personal	Operating	Travel	Capital	
2110 1	Sewer	187,382	36,388	5,083		0	145,911	0	0
2110 2	Water	106,989	949	46		0	105,994	0	0
2150 1	Laundry Service	259,196	0	0		0	259,196	0	0
2160 1	Custodial Services Purchased	95,048	0	0		0	95,048	0	0
2170 1	Hazardous Materials Fee	6,425	0	900		0	5,525	0	0
2170 2	Hazardous Materials Removal	20,097	0	0		0	20,097	0	0
2220 1	Build Maint Repairs & Alters	1,271,703	811	407,992		0	862,900	0	0
2230 1	Equip Maint/Repair-Nonvehicle	801,240	0	485,705		0	315,535	0	0
2231 1	Adp Eq Mtc/Repair Svce	4,367	0	0		0	4,367	0	0
2232 1	Software Mtce/Upgrade	1,072,523	0	1,005,370		0	67,153	0	0
2240 1	Serv & Repair Labor - Inhouse	707	0	0		0	707	0	0
2240 2	Serv & Repair-Commercial Garge	416,172	0	446		0	415,726	0	0
2250 3	Road Equip Depreciation	74	-37	101,923		0	-101,811	0	0
2250 4	Road Equip Rental Surcharge	0	-1	1		0	1	0	0
2250 6	Road Equipment Usage (N)	0	-26	11		0	14	0	0
2250 8	Other Equipment-Depreciation	83,485	0	0		0	83,485	0	0
2251 1	Motor Pool Vehicle	61,582	2,348	6,068		0	53,166	0	0
2251 2	Motor Pool Shop Charges	2,560	0	0		0	2,560	0	0
2251 3	St Fleet Fixed Rate Charge	2,250,170	0	33,484		0	2,216,686	0	0
2252 1	St Fleet Mgt Chg Nonpartic.	1,278,968	0	19,400		0	1,259,569	0	0
2253 1	Rent of Equip-Not State Owned	1,211,879	110,055	37,354		0	1,064,470	0	0
2254 1	Rent Rd Equip-Not State Owned	134,086	-1,773	8,910		0	126,949	0	0
2255 1	Rent Of Buildings/Grounds	1,013,624	0	24,536		0	989,088	0	0
2258 1	Rent Of Parking Spaces	14,011	0	3,063		0	10,948	0	0
2259 1	Parking Fee Reimbursement	3,035	286	590		0	2,159	0	0
2311 1	Construction Contract Payment	495,165,636	494,433,243	683,303		0	49,090	0	0
2311 2	Contractor Retainage	2,261,945	2,471,968	-217,026		0	7,003	0	0
2312		-1,164	0	0		0	-1,164	0	0
2312 1	Consult & Professional Svces	104,655,276	76,078,444	23,766,203		0	4,810,629	0	0
2312 2	Consultant Retainage	1,506,485	1,065,332	442,111		0	-959	0	0
2312 6	Esb Mentor - Consultant	18,794	0	18,794		0	0	0	0
2312 7	Esb Bonding - Consultant	3,931	0	0		0	3,931	0	0
2510		76	0	0		0	0	76	0
2510 1	In State Travel	1,106,952	102,222	120,748		0	0	883,981	0
2511 1	Instate Air	30,121	556	18,864		0	0	10,702	0
2513 1	In State Priv Veh/2 Wheel	20,626	350	10,018		0	0	10,258	0
2513 2	In State Priv Veh/2 Wheel	9,196	164	691		0	0	8,342	0
2513 3	In State Priv Veh/4 Wheel	5	0	5		0	0	0	0
2514 1	Aircraft Pool Usage	1,779	601	0		0	0	1,178	0
2520 1	In-State Travel Non/Empl	29,212	0	8,767		0	0	20,445	0
2521 1	In-State Non Empl/Airfare	2,623	0	0		0	0	2,623	0
2522 1	In-State Non/Empl Per Diem	8,647	0	1,485		0	0	7,162	0
2523 1	In-St Non/Emp Pr/Veh/2 Whl	12,666	0	504		0	0	12,163	0
2530 1	Out Of State Travel	140,065	3,129	13,407		0	0	123,529	0
2531 1	Out Of State Airfare	38,006	0	5,016		0	0	32,991	0
2533 1	O/St Private Veh/2 Wheel	1,631	0	0		0	0	1,631	0
2540 1	Out Of State Travel Non/Empl	32,046	276	24,907		0	0	6,862	0
2541 1	Out Of State Airfare Non/Empl	6,613	0	3,829		0	0	2,784	0
2542 1	Out Of State Per Diem Non/Empl	6,962	0	4,364		0	0	2,598	0
2543 1	O/St Vehcle Non/Empl/2 Wheel	435	0	311		0	0	124	0
2610 1	Advertising	320,854	75,604	149,214		0	96,036	0	0
2611 1	Public Relations	57,508	0	19,698		0	37,810	0	0
2630 1	Telephone-Sns	462,293	2,376	6,801		0	453,116	0	0
2630 2	Comm Svcs From Div Of Telecom	277,969	35	30,271		0	247,663	0	0
2631 1	Comm Svcs From Outside Source	1,244,193	1,145	347,698		0	895,350	0	0
2631 2	Comm Svcs From Outside Source	91,872	0	27,730		0	5,000	0	0



EO

EXPENDITURES BY OBJECT  
June/FINAL, 1999

Run Date: Aug 1 1999  
Data Refresh Date: Jul 31 1999  
Effective Date: Jun 30 1999

object	Description	Total	Projects		Maintenance and Operations			Capital
			Construction	Other	Personal	Operating	Travel	
2641 1	Data Processing Services	144,004	0	43,233	0	100,770	0	0
2641 9	Dis Alloc	-8	-145	137	0	0	0	0
2660 1	General Insurance	1,676,369	4,469	0	0	1,671,900	0	0
2680 1	Manls-Specs-Etc (Repro Costs)	776,609	61,585	163,743	0	551,281	0	0
2680 2	Map Reproduction	126,723	3,798	122,230	0	695	0	0
2680 3	Rpts Bultns&Forms(Repro Costs)	209,654	11,117	62,812	0	135,724	0	0
2680 4	Row & Constr. Plans & Specs.	250,095	241,520	3,029	0	5,546	0	0
2680 5	Photographs (Repro)	660	0	0	0	660	0	0
2681 1	Photocopy Reimbursement	1,627	323	931	0	372	0	0
2690 1	Legal Services	845,569	403,036	-1,899	0	444,431	0	0
2710 1	Physical Exams.	107,201	3,533	0	0	103,668	0	0
2810 1	Freight & Express Charges	203,319	17,776	7,353	0	178,190	0	0
2830 1	Office Moving-Pur Serv	6,188	0	6,188	0	0	0	0
3110		-181	-181	0	0	0	0	0
3110 1	Uniforms	121,423	0	3,030	0	118,393	0	0
3110 2	Supplies (Drilling)	97,912	5,677	2,186	0	90,050	0	0
3110 3	Supplies (Other Than Office)	1,381,670	243,908	201,089	0	936,673	0	0
3110 4	Credit Card Default	28,873	0	0	0	28,873	0	0
3112 1	Antifreeze	31,035	0	1,423	0	29,612	0	0
3112 2	Oils & Lubricants	153,100	0	0	0	153,100	0	0
3112 3	Parts & Accessories-Outsd Vend	4,095,237	0	119,417	0	3,975,820	0	0
3112 4	Parts & Accessories - Inhouse	541,188	0	0	0	541,188	0	0
3112 5	Tires Tubes Chains	605,217	0	0	0	605,217	0	0
3112 6	Supplies Automotive	829,353	0	58,317	0	771,036	0	0
3112 7	Paint (Equipment)	24,808	0	0	0	24,808	0	0
3114 1	Custodial & Laundry Supplies	185,400	0	0	0	185,400	0	0
3115 1	Data Processing Supplies	225,250	0	61,128	0	164,122	0	0
3116 1	Purchased Software	482,891	0	444,625	0	38,267	0	0
3117 1	Education & Training Supplies	434,570	0	400,634	0	33,935	0	0
3119 1	Laboratory/Resrch Supply (Med)	8,869	115	0	0	8,754	0	0
3120 1	Newspapers & Publication Purch	118,992	5,443	21,510	0	92,040	0	0
3121		-3,190	0	0	0	-3,190	0	0
3121 1	Office Supplies	1,616,058	1,375	92,211	0	1,522,473	0	0
3122 1	Photographs & Photo Supplies	95,973	8,416	1,889	0	85,668	0	0
3123 1	Postage	306,622	8,890	82,867	0	214,864	0	0
3124 1	Printing And Copy Supplies	10,971	2,917	161	0	7,893	0	0
3126 1	Build Maint Supplies & Matls	1,071,680	19,691	74,193	0	977,796	0	0
3127 1	Landscapeing Material	320,924	69,550	0	0	251,374	0	0
3127 2	Litter Control Supplies	292,670	0	0	0	292,670	0	0
3127 3	Pavement Marking	2,727,406	22,298	-556	0	2,705,664	0	0
3127 4	Traffic Signs & Materials	3,507,468	213,197	112,948	0	3,181,323	0	0
3127 5	Weed Killers & Sterilants	453,176	0	0	0	453,176	0	0
3127 6	Ice Control Abrasives	3,304,386	0	57,530	0	3,246,856	0	0
3127 7	Road Building Materials	8,832,108	1,719,569	362,837	0	6,749,702	0	0
3127 8	Road Build Matls From Sal/Sur	5,434	0	0	0	5,434	0	0
3127 9	Road Oil,Lqd Asphalt & Adtvs	6,988,394	2,582,619	31,757	0	4,374,019	0	0
3127 A	Inventory Adjustments	4,069,416	0	0	0	4,069,416	0	0
3127 F	Safety Materials & Supplies	686,223	-602	0	0	686,825	0	0
3127 G	Grader & Snow Plow Blades	625,793	0	0	0	625,793	0	0
3127 L	Hwy Light Facs - Inst & Repair	209,115	17,906	0	0	191,208	0	0
3127 M	Supplies Mtce (Not Office)	283,145	1,626	593	0	280,926	0	0
3127 S	Salt/Liquid Deicers	3,667,052	0	10,808	0	3,656,244	0	0
3127 T	Traffic Signals & Equipment	2,221,431	828,414	167,462	0	1,225,555	0	0
3128 1	Expendable Equip Purchases	2,472,456	101,184	477,929	0	1,893,343	0	0
3130 1	Laboratry/Resrch Supply Nonmed	95,606	25,907	670	0	69,029	0	0
3920 1	Propane For Bldg Heat	136,374	0	26	0	136,348	0	0

EO

EXPENDITURES BY OBJECT  
June/FINAL, 1999

Run Date: Aug 1 1999  
Data Refresh Date: Jul 31 1999  
Effective Date: Jun 30 1999

object	Description	Total	Projects			Maintenance and Operations		
			Construction	Other	Personal	Operating	Travel	Capital
3920 2	Propane For Road Bldg	53,896	25	0	0	53,871	0	0
3940 1	Light & Power	3,158,411	2,162	5,683	0	3,150,565	0	0
3940 2	Hwy Light Facs - Utilities	1,058,844	0	0	0	1,058,844	0	0
3950 1	Diesel Fuel	1,977,838	0	0	0	1,977,838	0	0
3950 2	Gasoline	540,373	13	60	0	540,300	0	0
3960 1	Oil - Heating	1,825	67	0	0	1,758	0	0
3970 1	Natural Gas	619,519	718	7,215	0	611,586	0	0
4100		-18,712,805	0	0	0	-18,712,805	0	0
4100 1	Reimb Of Expditures - Operati	-666,748	0	34,552	0	-701,300	0	0
4100 2	Reimb Of Expenditures - Travel	1,778	0	107	0	1,672	0	0
4100 4	Bldgs-Grounds Rent Recoveries	200	0	0	0	200	0	0
4100 6	R E /Indirect-Travel	239,365	0	0	0	239,365	0	0
4100 7	Central Lab Tests	677,923	838,170	2,370	0	-162,617	0	0
4100 8	Allocated Building Maintenance	95,723	35	0	0	95,688	0	0
4100 A	Indir Cost Allocation-Non Par	6,474,632	10,050,160	102,848	0	-3,678,376	0	0
4100 B	Indir Cost Allocation-Eligible	31,432	9,065,955	106,063	0	-9,140,585	0	0
4100 T	Indir Cost Trng	0	0	-538,438	0	538,438	0	0
4110 1	Court Costs Judgements Etc.	960,886	959,994	0	0	892	0	0
4110 3	Damage Claims	-942,209	0	-454,731	0	-487,478	0	0
4110 4	Losses (Theft)	1,152	0	0	0	1,152	0	0
4111 1	Court Costs Judgements Emp.	7,500	0	0	0	7,500	0	0
4115 1	Judgements Employee (1099)	9,000	0	0	0	9,000	0	0
4115 2	Judgements Federal Government	25,121	25,000	0	0	121	0	0
4140 1	Membership/Dues	490,205	180	255,024	0	235,001	0	0
4150 1	Interest	4,055	-147	49	0	4,153	0	0
4170 1	Sign Refunds	8,193	0	5,536	0	2,657	0	0
4170 2	Misc Fees/License	13,903	4,640	0	0	9,263	0	0
4170 3	Credit Card Fees	1,257	0	1,257	0	0	0	0
4180 1	Official Functions	396,400	-6,979	79,728	0	323,652	0	0
4210 1	Row Acquisition & Purchase	29,628,509	29,437,066	253,142	0	-61,699	0	0
4210 2	Row Relocation Payments	2,529,897	2,529,872	0	0	25	0	0
4210 3	Row Court Deposits	7,423,860	7,423,860	0	0	0	0	0
4210 4	Row Admin Fee	-968	-968	0	0	0	0	0
4210 5	Reimb Of Row Acquisition	-91,959	-91,959	0	0	0	0	0
4220 1	Tuition /Registration Fees	516,060	-3,201	88,960	0	430,301	0	0
4221 1	Other Educational Assistance	44,107	0	15,588	0	28,518	0	0
4240 1	Personnel Moving	132,458	0	0	0	132,458	0	0
5110 1	Grants In Aid - Cities	16,259,007	0	12,671,674	0	3,587,333	0	0
5120 1	Grants In Aid - Counties	9,060,292	0	7,614,375	0	1,445,916	0	0
5180 1	Grants In Aid - Special Dists	14,226,412	0	14,235,127	0	-8,715	0	0
5180 2	Grants In Aid - Overmatch	-88,191	0	-88,191	0	0	0	0
5410 1	Traf Contl Device Maint Agrs	2,370,948	0	0	0	2,370,948	0	0
5410 2	Highway Maint Agrs - Cities	901,596	0	0	0	901,596	0	0
5420 1	Highway Maint Agrs - Counties	120,348	0	0	0	120,348	0	0
5771 1	Grants In Aid - State Agencies	923,150	6,485	880,067	0	36,598	0	0
6110 1	Admin Maint&Equip Depots(Bldg)	847,650	0	846,525	0	0	0	1,125
6110 2	Building Improvements	494,671	4,863	426,793	0	0	0	63,015
6140 1	Lease Hold Improvements (Bldg)	289,187	0	289,187	0	0	0	0
6210 1	Adp Equipment	885,254	0	0	0	0	0	885,254
6230 1	Heavy Equip F/Maint & Constr	12,921,533	91,195	0	0	0	0	12,830,338
6230 2	Passenger Vehicles	8,625	0	8,625	0	0	0	0
6260 1	Laboratory Research Equipment	59,793	0	0	0	0	0	59,793
6280		-94,995	0	0	0	0	0	-94,995
6280 1	Isf Expend Other Equipment	84,164	0	0	0	0	0	84,164
6280 2	Engineering Equipment	18,352	0	0	0	0	0	18,352
6280 4	Two Way Radio Equipment	24,070	0	0	0	0	0	24,070

COLORADO DEPARTMENT OF TRANSPORTATION

EO

EXPENDITURES BY OBJECT  
June/FINAL, 1999

Run Date: Aug 1 1999  
Data Refresh Date: Jul 31 1999  
Effective Date: Jun 30 1999

object	Description	Total	----- Projects -----			----- Maintenance and Operations -----		
			Construction	Other	Personal	Operating	Travel	Capital
6280 5	Miscellaneous Equipment	355,735	0	43,534		0	0	312,202
6280 7	Shop Equipment	222,457	0	0		0	0	222,457
6280 8	Proj Purch/Asgn Eqpt	4,932	0	0		0	0	4,932
7130 1	Prior Period Adjustment	4,621,702	0	0		4,621,702	0	0
7130 2	Cdot-Inter Funds Transfers	55,954,218	0	204,340		55,749,878	0	0
7130 3	General Fund Transfer Approped	241,978	0	0		241,978	0	0
7210 1	Indirect Dept Of Admin	1,323,086	0	0		1,323,086	0	0
7214 1	Governors Office Charge	963,141	0	0		963,141	0	0
7327 1	Public Safety Flagging Payment	374,664	367,209	0		7,456	0	0
7410		94,995	0	0		94,995	0	0
7520		18,715,995	0	0		18,715,995	0	0
7520 1	Project Indirect	-18,693,485	0	0		-18,693,485	0	0
7520 2	Ce Pool Transfer	-24,833	22,620,468	0		-22,645,301	0	0
7520 3	Ce Pool Allocate	0	52	0		-52	0	0
7520 8	Mtr Pool Usq Recov	-22,676	0	0		-22,676	0	0
7520 A	Sib Transf Fed Shr	100,000	0	100,000		0	0	0
7520 B	Sib Transf Match	25,000	0	25,000		0	0	0
7729 1	Indirect Revenue Dept	43,779	0	0		43,779	0	0
8110 1	Indirect Cost Charge	51,257	0	30,479		20,779	0	0
8110 2	Loan E-470	4,000,000	4,000,000	0		0	0	0
9100		12,153,139	0	0		12,153,139	0	0
Report Total		1,018,569,460	688,735,266	77,376,102	136,832,451	100,086,587	1,127,448	14,411,606

EXPENDITURES BY FUNCTION  
June/FINAL, 1999

Run Date: Aug 1 1999  
Data Refresh Date: Jul 31 1999  
Effective Date: Jun 30 1999

EF

Func	Description	Total	Projects		Personal	Maintenance and Operations		Capital
			Construction	Other		Operating	Travel	
0000	Represents Blank Func Field	-181	-181	0	0	0	0	0
0010	Adams County	1,794	0	0	0	1,794	0	0
0011	Alamosa County	16	0	0	0	16	0	0
0012	Arapahoe County	28	0	0	0	28	0	0
0013	Archuleta County	7,332	0	7,332	0	0	0	0
0014	Baca County	53,503	0	53,503	0	0	0	0
0015	Bent County	172,800	0	172,800	0	0	0	0
0016	Boulder County	91,200	0	91,200	0	0	0	0
0017	Boulder County	533,480	0	533,480	0	0	0	0
0018	Chaffee County	32,395	0	32,395	0	0	0	0
0018	Cheyenne County	156,452	0	156,452	0	0	0	0
0020	Conejos County	149,385	0	149,265	0	120	0	0
0021	Costilla County	121,680	0	121,680	0	0	0	0
0022	Crowley County	121,200	0	121,200	0	0	0	0
0026	Dolores County	127,400	0	127,400	0	0	0	0
0027	Douglas County	583,046	0	583,046	0	0	0	0
0028	Elbert County	167,495	0	167,495	0	0	0	0
0029	El Paso County	114,567	0	114,567	0	0	0	0
0030	Freemont County	257,415	0	257,415	0	0	0	0
0031	Garfield County	65,537	0	65,537	0	0	0	0
0033	Grand County	200,951	0	200,951	0	0	0	0
0034	Gunnison County	344,950	0	344,950	0	0	0	0
0035	Hinsdale County	76,000	0	76,000	0	0	0	0
0036	Huerfano County	292,980	0	292,980	0	0	0	0
0038	Jefferson County	119,538	0	119,538	0	0	0	0
0040	Kit Carson County	234,400	0	234,400	0	0	0	0
0041	Lake County	92,000	0	92,000	0	0	0	0
0043	Larimer County	272,800	0	272,800	0	0	0	0
0044	Las Animas County	227,952	0	227,952	0	0	0	0
0045	Lincoln County	-19,825	0	-19,825	0	0	0	0
0046	Logan County	121,251	0	121,251	0	0	0	0
0047	Mesa County	100,064	0	100,064	0	0	0	0
0048	Mineral County	43,768	0	43,768	0	0	0	0
0050	Montezuma County	48,976	0	48,976	0	0	0	0
0051	Montrose County	179,891	0	179,891	0	0	0	0
0052	Morgan County	100,800	0	100,800	0	0	0	0
0054	Ouray County	239,600	0	239,600	0	0	0	0
0057	Pitkin County	131,011	0	-132,989	0	264,000	0	0
0058	Prowers County	311,412	0	311,412	0	0	0	0
0059	Pueblo County	208,941	0	208,941	0	0	0	0
0060	Rio Blanco County	52,050	0	52,050	0	0	0	0
0061	Rio Grande County	164,123	0	164,123	0	0	0	0
0062	Routt County	191,856	0	189,456	0	2,400	0	0
0066	Sedgewick County	332,935	0	285,935	0	47,000	0	0
0069	Washington County	295,487	0	295,487	0	0	0	0
0071	Yuma County	141,600	0	141,600	0	0	0	0
0072	Eagle County	119,013	0	114,183	0	4,830	0	0
0100	Town Of Aguilar	3	0	0	0	3	0	0
0101	Town Of Akron	11,379	0	11,379	0	0	0	0
0102	City Of Alamosa	4,160	0	4,160	0	0	0	0
0128	Town Of Buena Vista	10,290	0	10,290	0	0	0	0
0130	Town Of Calhan	10	0	0	0	10	0	0
0144	City Of Colorado Spgs	1,726,447	0	1,726,447	0	0	0	0
0148	City Of Cortez	174,918	0	174,918	0	0	0	0
0162	City Of Denver	4,557,500	0	4,557,500	0	0	0	0
0165	Town Of Dolores	53,023	0	53,023	0	0	0	0

COLORADO DEPARTMENT OF TRANSPORTATION

EXPENDITURES BY FUNCTION  
June/FINAL, 1999

Run Date: Aug 1 1999  
Data Refresh Date: Jul 31 1999  
Effective Date: Jun 30 1999

EF

Func	Description	Total	Projects		Personal	Maintenance and Operations		
			Construction	Other		Operating	Travel	Capital
0177	Town Of Erie	504,058	0	504,058	0	0	0	0
0188	City Of Fort Morgan	30,880	0	30,880	0	0	0	0
0199	Town Of Glendale	1,457,280	0	1,457,280	0	0	0	0
0205	City Of Grand Junction	18,000	0	18,000	0	0	0	0
0220	Town Of Holyoke	13,203	0	13,203	0	0	0	0
0242	City Of La Junta	42,513	0	42,513	0	0	0	0
0245	City Of Lamar	143,119	0	143,119	0	0	0	0
0248	Town Of La Veta	27,498	0	27,498	0	0	0	0
0252	Town Of Lochbuie	6	0	0	0	6	0	0
0256	City Of Loveland	936,000	0	936,000	0	0	0	0
0264	Town Of Meeker	50,640	0	50,640	0	0	0	0
0293	Town Of Palisade	68	0	0	0	68	0	0
0300	Town Of Pitkin	275	0	0	0	275	0	0
0325	City Of Sheridan	1,149,520	0	1,149,520	0	0	0	0
0329	Town Of Silver Plume	116,640	0	116,640	0	0	0	0
0336	City Of Steamboat	84,150	0	84,150	0	0	0	0
0365	Town Of Wray	146,461	0	146,461	0	0	0	0
0367	City Of Yuma	6,274	0	0	0	6,274	0	0
0368	Town Of South Fork	187,480	0	187,480	0	0	0	0
1000		719	0	0	0	482	237	0
1020	Large Systems	401,578	0	363,989	0	-1	0	37,591
1021	Lan Systems	1,065,857	0	578,281	0	0	0	487,576
1022	Desktop Systems	560,223	0	389,477	0	8,001	0	162,745
1023	Network Devices	266,983	0	34,789	0	0	0	232,194
1100	Administration	31,911,697	0	101,775	13,038,582	18,677,910	161,738	-68,309
1101	Is/Telephone	-17,143	0	-43,666	6,781	19,742	0	0
1102	Is Center Application Support	4,742,710	0	4,475,355	0	257,658	9,698	0
1103	Year 2000 Tracking	183,266	0	182,879	134	253	0	0
1106	Computing Coord Steering Comm	31	0	0	0	15	16	0
1108	Service Awards	1,180	0	0	0	1,180	0	0
1110	Annual Leave Paid At Death	147,818	0	0	147,818	0	0	0
1120	Office Bldg Maintenanc	2,899,905	0	134,714	987,262	1,775,178	1,005	1,746
1129	Cofrs Training	93	0	0	93	0	0	0
1148		175	0	0	0	175	0	0
1151	Ad Notices	1,128	0	0	0	1,128	0	0
1158	Special Projects-Oes	1,553	0	0	1,553	0	0	0
1178	Employee Council	20,760	0	0	15,337	2,225	3,198	0
1180	Mgmt Study/Reenginerring	96,559	0	0	95,482	1,077	0	0
1188	Gov Implementation Review Tea	1,200	0	0	0	1,200	0	0
1200	District Office Engineering	-12,773,382	0	4,830	4,087,927	-17,014,699	123,536	25,024
1205	Region-Stip/Tip Management	5,110	0	0	5,110	0	0	0
1206	Region-Long Range	12,729	0	0	12,729	0	0	0
1210	Region-Oversize/Overweight Trk	41,642	0	16	38,369	3,257	0	0
1211	Region-All Other Permit Actvts	496,894	0	0	496,030	863	0	0
1212		137	0	0	0	137	0	0
1217	Region-Traffic Services	251,682	0	0	237,561	12,026	2,095	0
1220	Region-Administrative Support	859,416	0	0	826,273	25,472	7,671	0
1221	Region-Engineering Bus Support	487,127	0	0	480,232	1,575	5,320	0
1222	Region-Maintenance Bus Support	540,532	0	0	540,532	0	0	0
1225	Region-Information Systems	268,914	0	0	223,855	40,681	4,378	0
1230	Region-Eeo-Internal (Staff)	235,103	0	0	225,024	3,974	6,105	0
1245	Region-Special Events	702	0	0	702	0	0	0
1246	Region-Legislative Inquiries	5,144	0	0	0	5,092	52	0
1250		20	0	0	0	20	0	0
1299		93	0	0	0	93	0	0
1300	Central Office Engineering	5,521,299	0	2,095	3,974,438	1,494,128	50,638	0

EXPENDITURES BY FUNCTION  
June/FINAL, 1999

Run Date: Aug 1 1999  
Data Refresh Date: Jul 31 1999  
Effective Date: Jun 30 1999

EF

Func	Description	Total	Projects			Maintenance and Operations			Capital
			Construction	Other	Personal	Operating	Travel		
1301	Annual Transportation Conf	3,495	0	0	3,028	344	123	0	
1302	Util Accom Hwy Row/Tsk Force	4,875	0	0	4,875	0	0	0	
1305	Non-Proj Environmental Work	4,969	0	0	0	4,969	0	0	
1306	Rule Revision	86,052	0	0	70,861	15,044	147	0	
1310	R O W	233,672	0	0	179,462	50,930	3,279	0	
1314	Standards & Specs	58,306	0	0	6,169	52,137	0	0	
1320	Site Safety	16,121	0	0	16,121	0	0	0	
1326	Reports/Corres & Questionairs	2,633	0	0	2,633	0	0	0	
1327	Manuals & Directives	23,935	0	0	32,554	-8,619	0	0	
1329	Inspection Program	244,048	0	244,048	0	0	0	0	
1330	Training Program	24,605	0	33	1,779	22,794	0	0	
1334	Scheduled Meetings	1,306	0	0	1,213	14	79	0	
1335	Pre-Qualification	11,719	0	0	11,719	0	0	0	
1341	Computer Prg Development	84,972	0	84,972	0	0	0	0	
1342	Property Management	48,395	0	11	46,143	2,241	0	0	
1343	Subdivision Review	111,179	0	0	111,179	0	0	0	
1344	Row (Disposal, Disputes)	62,679	0	0	62,679	0	0	0	
1345	Permits (Utility)	46,254	0	0	46,254	0	0	0	
1346	Special Studies	559	0	0	559	0	0	0	
1347	Planning (Tip'S,A-95 Reviews)	67,762	0	0	50,817	16,875	70	0	
1350	Traffic Engineering Support	915,969	0	78,451	695,889	136,001	5,629	0	
1351	Traffic Engineering Managemen	2,696,635	0	2,629,749	60,712	6,101	74	0	
1353	Legal	418	0	0	0	418	0	0	
1356	Cntr&Agrmnt(Non-Prj Relate)	14,180	0	0	14,180	0	0	0	
1361	Speed Zoning Studies	256,779	0	0	247,619	139	9,021	0	
1362	No Passing Zone Studies	153	0	0	0	0	153	0	
1363	Photologging	79	0	0	0	79	0	0	
1364	Traffic Sig; Warr Stdy& Desg	17,435	0	0	17,435	0	0	0	
1366	Codes & Laws & Mutcd Reveiw	49,831	0	0	52,042	-2,211	0	0	
1368	Accident Coding & Sfty Study	241,288	0	0	241,032	256	0	0	
1370	Row Survey Support	38	0	0	0	38	0	0	
1371	Row Plans/Agrmts/Legal Docs	67,878	0	0	34,037	33,638	203	0	
1372	Cndm (Ct Exhibts, Etc)	1,961	0	0	1,961	0	0	0	
1373	Aprsl'S & Reviews	96,704	0	0	93,786	2,730	188	0	
1374	Relocation Assistance	573	0	0	0	573	0	0	
1379	Row Computer Support	4,370	0	0	4,370	0	0	0	
1380	Metric Activity	6,412	0	0	6,412	0	0	0	
1382	Sd Developer Reviews	48,478	0	226	48,251	0	0	0	
1383	Task Force/Committee	33,636	0	0	33,545	0	91	0	
1384	Person Mgmt/Pace/Pdq	30,871	0	0	30,871	0	0	0	
1385	Process Reviews(By/On Unt)	40,788	0	0	39,585	0	1,203	0	
1386	Cad Library	10,390	0	0	10,390	0	0	0	
1387	Unit/Branch/Staff Meetings	45,724	0	0	45,627	0	97	0	
1388	Sd Program Support-I	99,832	0	0	99,641	74	117	0	
1389	Sd Program Support-Ii	87,138	0	0	87,122	16	0	0	
1390	Sd Program Support Iii	125,891	0	0	125,842	49	0	0	
1391	Sd Program Support Iv	42,270	0	0	42,270	0	0	0	
1392	Sd Program Support V	36,930	0	0	36,930	0	0	0	
1393	Sd Project Support I	8,104	0	0	8,104	0	0	0	
1394	Sd Project Support Ii	25,987	0	0	25,987	0	0	0	
1395	Sd Project Support-Iii	131,260	0	0	131,260	0	0	0	
1396	Sd Project Support Iv	5,268	0	0	5,268	0	0	0	
1397	Sd Project Support V	4,876	0	0	2,126	2,750	0	0	
1400	Director Transport Development	483,383	0	466,599	1,488	12,177	3,119	0	
1401	Mobility Management	343,338	0	342,050	0	225	1,062	0	
1406	Stip Development	4,482	0	0	0	4,482	0	0	

EF

EXPENDITURES BY FUNCTION  
June/FINAL, 1999

Run Date: Aug 1 1999  
Data Refresh Date: Jul 31 1999  
Effective Date: Jun 30 1999

Func	Description	Total	----- Projects -----		----- Maintenance and Operations -----			Capital
			Construction	Other	Personal	Operating	Travel	
1408	Graphics	282	0	0	282	0	0	0
1410	Business Office	48,514	0	0	43,532	4,033	948	0
1411	Business Development	212,079	0	82,439	75,041	52,365	2,234	0
1412	Facilities Development	2,484	0	0	2,435	49	0	0
1414	Map Sales	-193	0	0	0	-193	0	0
1415	Map Sales	4,741	0	0	0	4,741	0	0
1416	Travel Map	100,719	0	100,000	0	719	0	0
1417	Gis/Data Management	850,298	0	846,102	634	525	3,036	0
1420	Gis System Management	21	0	0	0	21	0	0
1421	Data Collection	780,714	0	779,573	0	1,141	0	0
1423	Technical Support	888	0	720	168	0	0	0
1424	Fhwa Statistical Reports	506	0	506	0	0	0	0
1425	Traffic Analysis	203,938	0	203,534	-119	523	0	0
1428	Truck Program	718,841	0	517,553	168,299	32,108	880	0
1435	Puc Bus	427	0	0	0	427	0	0
1441	Regional Planning	961,556	0	959,241	0	547	1,768	0
1445	Bicycle Program	349,407	0	347,791	0	420	1,196	0
1446	Corridor Development	564,615	0	564,302	0	313	0	0
1449	Pavement Mgmt Program	608,109	0	604,067	0	89	3,953	0
1450	Statewide Planning	1,033,878	0	831,783	178,736	15,764	7,595	0
1455	Economic Analysis	223	0	223	0	0	0	0
1456	Rideshare	2,648,187	0	2,648,187	0	0	0	0
1458	Policy And Issues Analysis	201,861	0	0	172,796	25,313	3,752	0
1459	Natl Hwy System/Reclassify	33	0	0	0	33	0	0
1460	Intelligent Transp System	876,954	0	723,235	60,900	92,129	689	0
1471	Technology Transfer	127,391	0	125,175	0	715	1,500	0
1475	Impl.Of Research	388	0	388	0	0	0	0
1495	Annual Hwy Conference	560	0	0	0	560	0	0
1496	Structures Research	123,265	0	123,219	0	46	0	0
1505	Enterprise	22,598	0	22,598	0	0	0	0
1506	L T A P	62,219	0	61,362	0	0	857	0
1510	Urban Mass Trans Admin Us Dot	8,216,486	0	8,194,150	0	22,337	0	0
1511	Urban Interchange Performance	17	0	0	0	17	0	0
1527	Multi-Modal Research	137,814	0	132,099	0	5,715	0	0
1528	Concrete Pavement Research	47,647	0	46,351	0	0	1,296	0
1529	Asphalt Pavement Research	142,980	0	140,935	227	41	1,778	0
1532	Shrp Data Coll/Analysis	87,877	0	87,826	0	51	0	0
1535	Environmental Research	182,607	0	182,082	0	0	525	0
1544	Rail Planning-Admin	162,733	0	157,372	0	2,534	2,827	0
1551	Denver-Boulder Cog	770,765	0	769,440	1,326	0	0	0
1552	Pueblo Cog	30,745	0	30,745	0	0	0	0
1553	Colorado Springs Cog	371,767	0	371,767	0	0	0	0
1554	Grnd Jctn C.O.G.	27,344	0	27,344	0	0	0	0
1555	Larimer Weld C.O.G.	189,199	0	189,199	0	0	0	0
1570	Research Coordination	301,142	0	297,028	0	473	3,640	0
1597	Safety Research	21,020	0	20,260	0	761	0	0
1599	Alternatively Funded Research	7,017	0	7,017	0	0	0	0
1600	Div Of Aviation	871,055	0	371,713	229,147	252,092	18,103	0
1601	Aviation Gas Tax	146,439	0	0	0	146,439	0	0
1602	Aviation Jet Fuel Tax	612,097	0	0	0	612,097	0	0
1603	Aviation Sales Tax	4,073,081	0	0	0	4,073,081	0	0
1631		171	0	0	0	0	171	0
1701		456	0	456	0	0	0	0
2000	Central Office - Staff Maint.	1,131,237	0	50,412	674,350	393,922	12,553	0
2001	Staff Mtce - Occup Safety	215,953	0	0	17,915	197,209	829	0
2002	Staff Mtce -Eqpt Mgmt System	133,201	0	132,750	0	436	15	0

EXPENDITURES BY FUNCTION  
June/FINAL, 1999

Run Date: Aug 1 1999  
Data Refresh Date: Jul 31 1999  
Effective Date: Jun 30 1999

EF

Func	Description	Total	Projects			Maintenance and Operations		
			Construction	Other	Personal	Operating	Travel	Capital
2010	District Office - Maint Supt	4,486,343	0	321,683	1,785,668	2,303,599	69,144	6,248
2011	Access Permits	336,113	0	0	335,287	628	198	0
2012	Access Code-Legal	8,136	0	0	9,165	-1,029	0	0
2014	Access Program Admin-General	56,763	0	0	49,054	7,709	0	0
2015	Limited Duty	146,929	0	532	146,397	0	0	0
2019		14	0	0	0	14	0	0
2020	Dist Office Bldg Maint	4,479,061	0	290,169	817,102	3,306,214	37,104	28,471
2022	Hazard Material Training	2,821	0	0	0	274	2,547	0
2023		325	0	0	0	325	0	0
2024	Truck Rodeo	298,180	0	0	250,831	29,841	17,509	0
2030	Field Supervision (Foremen)	5,030,457	0	2,294	5,020,602	3,232	4,330	0
2031		311	0	0	0	311	0	0
2032		5	0	0	0	5	0	0
2040	Mms Work	54,629,164	0	1,620,923	48,293,674	4,699,463	15,104	0
2050		8	0	0	0	8	0	0
2060		136	0	0	0	0	136	0
2100	Planning & Scheduling (Pers)	587	0	0	0	148	440	0
2150	Roadway Surface	13,842,292	3,737,912	0	44,320	10,055,067	4,993	0
2200	Roadside Facilities (Oper Only)	3,754,752	579,595	0	695,463	2,478,936	757	0
2210	Roadside Facilities (Refurshg)	535,111	0	0	206,036	329,075	0	0
2220		33	0	0	0	33	0	0
2230		70	0	0	0	70	0	0
2235		90	0	0	0	90	0	0
2250	Landscaping Items (Oper Only)	683,202	100,173	0	8,975	574,039	15	0
2251	Bike Paths	406	0	0	0	406	0	0
2259		2	0	0	0	2	0	0
2300	Traffic Services	11,053,198	456,029	0	1,770,912	8,625,639	200,618	0
2301	Sign Matls Mtce Sec 1	334	0	0	0	334	0	0
2302	Sign Matls Mtce Sec 2	147	147	0	0	0	0	0
2303	Sign Matls Mtce Sec 3	1,025	910	0	0	115	0	0
2304	Sign Matls Mtce Sec 4	513,417	25,083	0	0	488,334	0	0
2305	Sign Matls Mtce Sec 5	12,322	0	0	0	12,322	0	0
2307	Sign Matls Mtce Sec 7	-280	0	0	0	-280	0	0
2320		147	0	0	0	147	0	0
2350	Strcture Maintence (Oper Only)	373,717	31,985	0	2,130	339,512	90	0
2352		52	0	0	0	52	0	0
2355	Sign Shop Operation	1,239,592	0	0	304,447	935,145	0	0
2400	Snow & Ice Control (Oper Only)	5,771,183	0	69,167	898,770	4,802,251	995	0
2404		352	0	352	0	0	0	0
2450	Material Equipment Buildings	350,505	0	183,378	30,901	136,152	74	0
2451	Testing Of Undrgrnd Strge Tank	250	0	0	0	250	0	0
2452	Site Assmnt Of Undrgrnd Tanks	122,789	0	122,789	0	0	0	0
2455	Above Ground Tank-Activity	3,138	0	0	2,071	1,015	52	0
2456	Contaminated Soil Clean-Up	70,313	0	9,660	0	60,653	0	0
2450		10	0	0	0	10	0	0
2500	Tunnel (Oper Only)	1,941,063	0	13,170	380,046	1,546,026	1,821	0
2532		13	0	0	0	13	0	0
2550	Betterment Work (Oper Only)	66,007	0	42,308	0	3,901	0	19,798
2551	Arapahoe Cnty Airport Auth	599,325	0	582,092	-3	17,236	0	0
2553	Front Range Airport Auth	36,980	0	33,158	0	3,822	0	0
2554	Greeley-Weld Airport Auth	240,427	0	240,427	0	0	0	0
2557	Telluride Airport Auth	28,614	0	28,614	0	0	0	0
2558	Walker Field Airport Auth	21,750	0	21,750	0	0	0	0
2560	Aurora Airpark	1,130	0	0	0	1,130	0	0
2600	Emergncy Rpr/Restr (Oper Only)	110,598	0	16,886	0	93,712	0	0
2632		193	0	0	0	0	0	0



EXPENDITURES BY FUNCTION  
June/FINAL, 1999

Run Date: Aug 1 1999  
Data Refresh Date: Jul 31 1999  
Effective Date: Jun 30 1999

EF

Func	Description	Total	Projects		Personal	Maintenance and Operations			Capital
			Construction	Other		Operating	Travel		
2701	Mp Contr Pymt-Rdsd Facilities	49	0	0	0	49	0	0	
2708	Mp Contr Pymt-Emergency Rpr&Con	-5	0	0	0	-5	0	0	
2732		201	0	0	0	0	201	0	
2802	Outdoor Advertising Control	175,423	0	0	174,932	409	81	0	
2803	Tourist Information Center	1,095	0	0	1,095	0	0	0	
2804	Specific Info Signs-Admin	53,416	0	9,263	52,804	-8,840	190	0	
2805	Specific Inform Sign Maint	1,335	0	0	1,335	0	0	0	
2806	Junkyards Program	3,088	0	0	2,922	167	0	0	
2807	Transport Permits - Admin.	383,715	0	15,283	325,787	42,276	370	0	
2832		44	0	0	0	44	0	0	
2834	Tods Process & Admin	12,839	0	0	12,839	0	0	0	
2870		290	0	0	0	290	0	0	
2900	Damage Claim Repairs(Matl&Eqp)	-943,477	0	778	0	-944,255	0	0	
2901	N/C-Able Tools Materials	1,305,052	0	62,241	24	1,224,982	62	17,744	
2903	Maint Work By Agrmt/Contract	3,420,444	0	31,757	0	3,388,687	0	0	
2908		117	0	0	0	117	0	0	
2910		65	0	0	0	65	0	0	
2916	Equipment Rental	2,496	0	2,196	0	300	0	0	
2917	Preliminary Engineering	813,004	811,847	0	0	1,157	0	0	
2918	Engrg. (Mprojs) Inspections	36,603	29,073	0	7,529	0	0	0	
2919	Const Engr (Mprojs)	255,042	252,297	0	2,745	0	0	0	
2923		6	0	0	0	6	0	0	
2931		359	0	0	0	359	0	0	
2932	Rd Equip. Operating Costs(Isf)	17,502,766	0	259,754	4,481,855	12,756,026	5,130	0	
2933		58	0	0	0	58	0	0	
2937		80	0	0	0	80	0	0	
2989		170	0	0	0	170	0	0	
3000	Preliminary Engineering	5,553	2,417	0	0	3,136	0	0	
3010	Planning & Programming	135,457	134,192	0	330	935	0	0	
3015	Location Studies	24,654,631	24,627,798	0	10,185	16,557	91	0	
3020	Final Design	41,851,429	41,708,405	0	71,342	70,857	825	0	
3024		42	0	0	0	0	42	0	
3099	Indirect Cost - Pe	5,149,252	5,140,123	0	0	9,129	0	0	
3109	Relocation Payments	2,529,872	2,529,872	0	0	0	0	0	
3111	Acquisition	37,097,275	26,949,665	0	0	10,147,610	0	0	
3112		217	0	0	0	217	0	0	
3114	Incidental Exps-Acqtn Relctn	6,689,934	6,669,813	0	5,907	13,862	353	0	
3116	R.O.W. Disputes & Litigation	8,181,997	8,181,997	0	0	0	0	0	
3126		284	0	0	0	284	0	0	
3199	Indirect Cost - Row	1,073,269	1,073,026	0	0	242	0	0	
3200	Construction Engineering	49,276,794	50,460,689	0	21,261,463	-22,610,133	164,775	0	
3210		31	0	0	0	31	0	0	
3299	Indirect Cost - Ce	13,546,418	12,917,544	0	0	628,874	0	0	
3300	Const Pmts - Bid Contracts	522,947,703	473,002,415	0	0	49,945,246	42	0	
3301	Const Pmts - Force Account	17,625,787	17,625,760	0	0	27	0	0	
3302	Const Pmts-Agreed Unit Price	6,623,404	6,623,193	0	0	211	0	0	
3303	Construction-Mtce Forces	480,561	479,829	0	0	629	104	0	
3401	Scenic Byways Program	1,006,041	0	1,006,025	0	16	0	0	
3402	Enhancements (Not For Const)	302,521	0	302,477	0	43	0	0	
3403	Feasibility Study Project	6,136,314	0	6,136,235	0	79	0	0	
3404	Spec Purpose/Non-Rdwy Surface	2,189,286	0	2,184,347	0	4,817	122	0	
3626		31	0	0	0	0	31	0	
3702		144	0	144	0	0	0	0	
3924		525	0	0	0	525	0	0	
3925	Mgt Traing Courses & Seminars	13,715	0	0	9,802	2,933	980	0	
3926	Tech Training Courses & Sems	3,141,812	0	489,472	2,355,932	199,132	97,276	0	

EXPENDITURES BY FUNCTION  
June/FINAL, 1999

Run Date: Aug 1 1999  
Data Refresh Date: Jul 31 1999  
Effective Date: Jun 30 1999

EF

Func	Description	Total	Projects		Maintenance and Operations			Capital
			Construction	Other	Personal	Operating	Travel	
3927	Safety Traing Courses & Sems	771,330	0	3,178	585,506	160,759	21,888	0
3929		98	0	0	0	98	0	0
3932		12	0	0	0	12	0	0
3980	Eeo External (Contractors)	682,858	0	525,784	150,132	5,709	1,233	0
3983		1,182	0	0	0	1,182	0	0
3987	Project Utilities Railroad	426,958	426,429	0	530	0	0	0
3988	Project Utilities - All Othr	3,720,197	3,721,379	0	0	-1,182	0	0
3989	Cost Audits	501,405	-198	28,355	473,129	19	100	0
3990	Disputes Prior To Legal Actio	14,723	10,624	0	4,084	14	0	0
3991	Defense Of Legal Action	442,761	440,000	-12	2,655	118	0	0
3999	Indir Cost Allocation-Eligibl	291,565	-14,579	-296,097	12,448,208	-11,845,967	0	0
4002	Capital Equipment	13,452,851	0	28,201	0	11	0	13,424,639
4003	Purch/Renovation Of Property	2,667,292	0	2,471,642	0	159,512	0	36,138
4020	Dist Off Bldging Maint.	7,400	0	0	7,400	0	0	0
4200	Div Of Communication Operation	419	0	0	0	419	0	0
4220		150	0	0	0	150	0	0
4240		344	0	0	344	0	0	0
4500	Stockroom Operation	4,484,104	0	0	815,278	3,665,078	3,748	0
6700	Administrative Leave-Authorize	221,923	0	14,152	207,770	0	0	0
6701	Funeral Leave	337,094	0	10,956	326,139	0	0	0
6702	Jury Duty Leave	51,773	0	2,154	49,619	0	0	0
6703	Court Leave	3,676	0	0	3,676	0	0	0
6705	Military Leave(W/Pay 15 Days)	46,671	0	0	46,671	0	0	0
6707	Educational	9,560	0	142	9,308	5	105	0
6709	Other	564,446	0	23,924	540,522	0	0	0
6710	School & Volunteer Activities	637	0	0	637	0	0	0
6711	Annual Leave	632,707	0	38,768	593,939	0	0	0
6712	Annual Leave-Fml Employee	4,341	0	0	4,341	0	0	0
6713	Annual Leave-Fml Family	795	0	0	795	0	0	0
6715	Sick Leave	278,643	0	12,181	266,463	0	0	0
6716	Sick Leave-Family	42,082	0	4,605	37,477	0	0	0
6717	Sick Leave-Fml Employee	11,050	0	0	11,050	0	0	0
6718	Sick Leave Fml-Family	5,013	0	0	5,013	0	0	0
6720	Holiday	380,602	0	23,095	357,507	0	0	0
6721	Holiday-Alternative	2,762	0	0	2,762	0	0	0
6722	Holiday-Fml Employee	24,113	0	0	24,113	0	0	0
6725	Injury Leave	395	0	0	395	0	0	0
6726	Injury Leave-Fml	2,495	0	0	2,495	0	0	0
6746	Sick Leave-Injury On The Job	671	0	0	671	0	0	0
7000	Grants In The Div Tran Devel	713	0	713	0	0	0	0
7001	Non-Specific	155,599	0	155,579	0	20	0	0
7102	Ft Collins Undrgrd Strg/Cdot	21,390	0	21,390	0	0	0	0
7103	Cameron Pass Undgrd Strg Tank	28,291	0	28,291	0	0	0	0
7105	Loveland Undrgrnd Strg Tank	7,981	0	7,981	0	0	0	0
7106	Drake Undrgrnd Storeage Tank	2,026	0	2,026	0	0	0	0
7109	Longmont Undrgrd Strge Tank	6,634	0	6,634	0	0	0	0
7115	Mead Undergrnd Storeage Tank	15,989	0	15,989	0	0	0	0
7117	Greeley-West Ungrd Strg Tank	17,590	0	17,590	0	0	0	0
7118	Wellington Undrgrd Strg Tank	26,585	0	26,585	0	0	0	0
7128	New Raymer Undrgrd Strg Tank	207	0	207	0	0	0	0
7134	Ovid Undergrnd Storeage Tank	32,638	0	32,638	0	0	0	0
7139	Wray Undergrd Storeage Tank	150	0	150	0	0	0	0
7148	Stoneham Undrgrd Strg Tank	7,259	0	7,259	0	0	0	0
7152	Sterling-East Undrgrnd Strge	20,837	0	20,837	0	0	0	0
7170		61	0	61	0	0	0	0
7177	Former Sterling Maint. Facilit	16,634	0	16,634	0	0	0	0

EXPENDITURES BY FUNCTION  
June/FINAL, 1999

Run Date: Aug 1 1999  
Data Refresh Date: Jul 31 1999  
Effective Date: Jun 30 1999

EF

Func	Description	Total	----- Projects -----		----- Maintenance and Operations -----			Capital
			Construction	Other	Personal	Operating	Travel	
7197	Johnstown Undrgrd Strg Tank	26,339	0	26,339	0	0	0	0
7208	Debeque Undrgrd Strg Tank	14,400	0	14,400	0	0	0	0
7220	Dowd Jct Undrgrd Strg Tank	2,670	0	2,670	0	0	0	0
7225	Gunnison Maintenance Facility	18,033	0	18,033	0	0	0	0
7240	Gr Jct/Main Undrgrd Strg Tank	1,444	0	1,444	0	0	0	0
7275	Rifle Undrgrd Strg Tank/Csp	61	0	61	0	0	0	0
7300		233	0	233	0	0	0	0
7301	Dove Crk Undgrd Strg Tank	868	0	868	0	0	0	0
7306	Pagosa Spgs Ungrnd Strg Tank	7,829	0	7,829	0	0	0	0
7307	Wolf Crk Pass/W Undrgrd Strge	3,171	0	2,973	198	0	0	0
7312	Cascade Undgrd Storage Tank	8,809	0	8,809	0	0	0	0
7403	Walensburg Ungrd Strg Tank	31,108	0	31,108	0	0	0	0
7405	Pueblo/So Undrgrd Strg Tank	13,143	0	13,143	0	0	0	0
7408	Cascade Undrgrd Strge Tank	7,662	0	5,384	2,278	0	0	0
7410	Calhan Undrgrd Strg Tank	718	0	718	0	0	0	0
7417	Las Animas Undrgrd Strg Tank	8,351	0	8,351	0	0	0	0
7439	Monument Undrgrd Strg Tank	165	0	165	0	0	0	0
7460		17	0	17	0	0	0	0
7476	Holly Undrgrd Strg Tank	36,196	0	36,196	0	0	0	0
7490	Pueblo/West Undrgrd Strg Tank	4,000	0	4,000	0	0	0	0
7505	A Basin Undrgrd Strg Tank	1,089	0	1,089	0	0	0	0
7512	Frisco Undrgrd Strg Tank	2,275	0	2,275	0	0	0	0
7516	Deer Trail Ungrnd Strg Tank	8,799	0	8,799	0	0	0	0
7518	Strasburg Undgrnd Strg Tank	23,431	0	23,431	0	0	0	0
7524	Castle Rock Undgrnd Strg Tank	5,419	0	5,419	0	0	0	0
7528	Conifer Ungrnd Strg Tank	21,632	0	21,632	0	0	0	0
7531	Fairplay Undgrnd Strg Tank	2,179	0	2,179	0	0	0	0
7535	Golden(6&40)Ungnd Strg Tank	4,621	0	4,621	0	0	0	0
7537	Blackhawk Undgrnd Strg Tank	2,102	0	2,102	0	0	0	0
7538	Empire Junction	3,082	0	3,082	0	0	0	0
7542	Silverthorne Undgrd Strg Tank	232	0	232	0	0	0	0
7550	Berthoud Falls Undgrnd Strg	10,034	0	10,034	0	0	0	0
7558	Shawnee Undgrnd Strg Tank	4,518	0	4,518	0	0	0	0
7572	Frisco Undgrnd Strg Tnk/Csp	12,242	0	12,242	0	0	0	0
7613	Rabbit Ears Pass Undgrnd Strg	3,387	0	3,387	0	0	0	0
7622	Granby Ungrnd Strg Tank	6,038	0	6,038	0	0	0	0
7636	Rifle(N)Ungrnd Strg Tank	119	0	119	0	0	0	0
7700	Alamosa Undgrnd Strg Tank	6,467	0	6,467	0	0	0	0
7701	Ft Garland Ungrnd Strg Tank	21,746	0	21,243	0	368	136	0
7706	Wolf Crk Pass(E)Undgrd Strg	27,560	0	29,969	0	-2,409	0	0
7711	Sargents Ungrnd Strg Tank	2,475	0	2,475	0	0	0	0
7773	Ft Garland Ungrd Strg Tnk/Csp	3,851	0	3,851	0	0	0	0
7800	Denver(Lab) Ungrnd Strg Tank	4,928,716	0	4,928,716	0	0	0	0
7803	Orchard Rd Undgrnd Strg Tank	8,748	0	8,748	0	0	0	0
7810	Havana Undgrnd Strg Tank	4,749	0	4,749	0	0	0	0
7813	Broomfield(Sw121)Undgrd Strg	5,298	0	5,298	0	0	0	0
7815	Golden(Zang)Undgrd Strg Tank	2,505	0	2,505	0	0	0	0
7821	Arvada(Indiana)Undrgrd Strg	9,488	0	9,488	0	0	0	0
7828	Brighton Maintenance Site	817	0	817	0	0	0	0
7872	Broomfield(120th)Ungrd Strg	10,074	0	10,074	0	0	0	0
7890	Holly Undgrnd Strg Tank	275,363	0	275,363	0	0	0	0
7896	Denver(Garage)Undgrnd Strg Tnk	22,307	0	22,307	0	0	0	0
7902	Eisenhower Tnl Undgrnd Tnk/West	2,755	0	2,755	0	0	0	0
8000	Grants In The Div Hwy Safety	12,508	0	12,508	0	0	0	0
8001	Div Of Highway Safety	173,761	0	82,760	58,223	29,629	3,149	0
9115	Nat'L Auto Occu Prot Camp	331,280	0	331,095	0	186	0	0

COLORADO DEPARTMENT OF TRANSPORTATION  
PROJECT NUMBER INDEX

Project Number Prefix	Description
FEDERAL AID PROJECTS:	
ACIM	Advanced Construction
AQC, AQCM	Congestion Mitigation & Air Quality Improvement
AWPM	Regionwide Striping
BPS	Bicycle & Pedestrian Summit
BR, BRD, BRF, BRM, BRO, BR-NBIS, BRS	Bridge Replacement " "
DBE	Supportive Services - DBE Program
DE	Demonstration
DPS	Rural Access
EHP	Ecosystem & Habitat Planning
ER	Emergency Relief
FC, FCU, FR, FRU	Consolidated Primary
HES	Elimination of Hazards
HOS	Elimination of Hazards - Off System
HPR, HPR-PR	Highway Planning and Research
I	Interstate
ID	Interstate Discretionary
IM	Interstate Maintenance
IR	Interstate 4R
IRD	Interstate 4R Discretionary
IVH, IVHMP, IVHS, ITS	Intelligent Vehicle/Transportation Systems
IXFU	Interstate Transfer
LTAP	Local Transportation Assistance Program
M, MU, MRU, MR	Urban System
MC	Maintenance Construction Budget
MSI	Management System Integration
NH, NHD, NHDA, NHS	National Highway System
PFH	Public Forest Highways
PLH	Public Land Highways
Q, QIR	Advanced ROW

COLORADO DEPARTMENT OF TRANSPORTATION  
PROJECT NUMBER INDEX

Project Number Prefix	Description
RB	Rail - ROW Acquisition
RRO	Rail - Highway Elimination of Hazards - Off-System
RRP	Rail - Highway Protective Device
RRS	Rail - Highway Elimination of Hazards
RS, SR	Rural Secondary
SHE, SHO	Elimination of Hazards
SPR, SSP	Highway Planning and Research
SRP	Rail Crossing Protection Devices
STA	Safety Any Area
STE	Safety Enhancement Activities
STM	Safety Any Area (Alloc. to Urban Areas < 200,000)
STR	Safety Mandatory Non Urban
STS	Optional
STU	Safety Urban Over 200,000
TBCG	Highway Timber Bridge Research and Demo
<b>STATE AND LOCAL PROJECTS:</b>	
72-CBP, MBP	Local Bridge Pass Through Projects
C	State Financed
CC	Reimbursable
CE	Construction Engineering
CNHP	Rare Plant Field Guide
CP	Congestion Pricing Pilot Program
CX. CY	State Financed
(Plus any other Prefix)	See Federal Aid Project Index for descriptions
HB, SB	General Fund - Capital Construction
MP	Maintenance Work on State System
P	Property Projects
DAMAGE REPAIR	Material/equipment for damage caused by the driving public

PROJECT EXPENDITURES BY MAJOR FUNCTION  
June/FINAL, 1999

Run Date: Aug 1 1999  
Data Refresh Date: Jul 31 1999  
Effective Date: Jun 30 1999

PEMF

Proj	Proj No	Total	Prelim	ROW	Constr. Eng.	Construction	Other
12903	R100-065	4,918.36	4,918.36	0.00	0.00	0.00	0.00
	Subtotal	4,918.36	4,918.36	0.00	0.00	0.00	0.00 *
98804	72-CBP 0000 (090)	283,759.00	0.00	0.00	0.00	0.00	283,759.00
98810	72-CBP 0000 (093)	114,566.82	0.00	0.00	0.00	0.00	114,566.82
98812	72-CBP 0000 (094)	154,632.12	0.00	0.00	0.00	0.00	154,632.12
98814	72-CBP 0000 (095)	90,847.46	0.00	0.00	0.00	0.00	90,847.46
98816	72-CBP 0000 (096)	681,030.29	0.00	0.00	0.00	0.00	681,030.29
98811	72-MBP 0000 (093)	700,000.00	0.00	0.00	0.00	0.00	700,000.00
98813	72-MBP 0000 (094)	-979,200.00	0.00	0.00	0.00	0.00	-979,200.00
98815	72-MBP 0000 (095)	898,072.28	0.00	0.00	0.00	0.00	898,072.28
98817	72-MBP 0000 (096)	2,080,459.74	0.00	0.00	0.00	0.00	2,080,459.74
98821	72-MBP 0000 (098)	1,293,143.14	0.00	0.00	0.00	0.00	1,293,143.14
98820	72-cbp 0000 (098)	3,011,869.22	0.00	0.00	0.00	0.00	3,011,869.22
98818	72-cbp0000 (097)	2,201,924.48	0.00	0.00	0.00	0.00	2,201,924.48
98819	72-mbp0000 (097)	6,792,877.23	0.00	0.00	0.00	0.00	6,792,877.23
	Subtotal	17,323,981.78	0.00	0.00	0.00	0.00	17,323,981.78 *
12437	AQC 0361-062	31,006.91	0.00	0.00	0.00	0.00	31,006.91
11424	AQC C010-029	719.07	0.00	0.00	0.00	0.00	719.07
11448	AQC C010-031	94,729.33	0.00	0.00	0.00	94,729.33	0.00
11673	AQC C010-032	109,071.34	0.00	0.00	0.00	109,071.34	0.00
11675	AQC C010-034	55,364.00	0.00	0.00	0.00	55,364.00	0.00
11714	AQC C010-036	116,039.48	0.00	0.00	0.00	0.00	116,039.48
11778	AQC C010-040	115,817.42	0.00	0.00	0.00	115,817.42	0.00
12329	AQC C010-048	500.46	500.46	0.00	0.00	0.00	0.00
11539	AQC C100-009	50,067.69	0.00	0.00	0.00	50,067.69	0.00
11402	AQC M240-031	-7.98	0.00	0.00	-7.98	0.00	0.00
12129	AQC M240-039	611,229.48	0.00	0.00	0.00	0.00	611,229.48
12555	AQC M356-015	95.72	95.72	0.00	0.00	0.00	0.00
12330	AQC M580-003	-.60	-.60	0.00	0.00	0.00	0.00
11676	AQC M760-002	64,000.00	0.00	0.00	0.00	64,000.00	0.00
12127	AQC R400-067	587,442.00	0.00	0.00	0.00	0.00	587,442.00
12582	AQC R400-080	179,020.99	0.00	0.00	0.00	0.00	179,020.99
11324	AQC R600-066	39,873.63	0.00	0.00	4,269.35	35,604.28	0.00
11421	AQC R600-069	77,942.44	0.00	0.00	0.00	0.00	77,942.44
11422	AQC R600-070	24,630.14	0.00	0.00	0.00	0.00	24,630.14
11671	AQC R600-080	61,543.74	0.00	0.00	0.00	61,543.74	0.00
11672	AQC R600-081	222,493.27	222,493.27	0.00	0.00	0.00	0.00
11747	AQC R600-083	3,500.00	0.00	0.00	0.00	0.00	3,500.00
12076	AQC R600-098	796,298.21	0.00	0.00	0.00	0.00	796,298.21
12326	AQC R600-109	308,328.05	308,328.05	0.00	0.00	0.00	0.00
12327	AQC R600-110	59,103.50	0.00	0.00	0.00	59,103.50	0.00
12328	AQC R600-111	216,384.25	0.00	0.00	0.00	216,384.25	0.00
12436	AQC R600-119	416,796.85	0.00	0.00	0.00	0.00	416,796.85
12568	AQC R600-129	91,195.00	0.00	0.00	0.00	91,195.00	0.00
93114	AQCM 1000 (082)	24,559.76	24,559.76	0.00	0.00	0.00	0.00
	Subtotal	4,357,744.15	555,976.66	0.00	4,261.37	952,880.55	2,844,625.57 *
11940	AWPM R600-091	65,904.92	0.00	0.00	7,044.42	58,860.50	0.00
	Subtotal	65,904.92	0.00	0.00	7,044.42	58,860.50	0.00 *
12322	BR 0021-024	73,352.88	73,352.88	0.00	0.00	0.00	0.00
11723	BR 0063-013	48,590.46	48,590.46	0.00	0.00	0.00	0.00
12421	BR 0063-015	1,264.14	1,264.14	0.00	0.00	0.00	0.00
11065	BR 006A-022	2,238,633.21	327,363.78	96,060.03	194,751.21	1,620,458.19	0.00
11377	BR 006A-025	2,394,774.49	29,023.68	21,160.72	251,582.01	2,092,997.00	0.00

COLORADO DEPARTMENT OF TRANSPORTATION

PEMF

PROJECT EXPENDITURES BY MAJOR FUNCTION  
June/FINAL, 1999

Run Date: Aug 1 1999  
Data Refresh Date: Jul 31 1999  
Effective Date: Jun 30 1999

Proj	Proj No	Total	Prelim	ROW	Constr. Eng.	Construction	Other
11805	BR 006A-028	101,968.04	101,789.48	178.56	0.00	0.00	0.00
12605	BR 0092-015	21,202.08	21,202.08	0.00	0.00	0.00	0.00
11754	BR 0131-006	112,219.50	109,627.02	2,592.48	0.00	0.00	0.00
11293	BR 0132-013	27,597.29	0.00	0.00	2,961.37	24,635.92	0.00
11351	BR 0242-017	98,576.29	85,880.47	12,695.82	0.00	0.00	0.00
93197	BR 0243-043	64,538.99	0.00	0.00	6,925.49	57,613.50	0.00
11625	BR 0243-052	1,101,206.64	0.00	0.00	117,666.87	983,539.77	0.00
11857	BR 0243-054	60,238.17	55,992.59	4,245.58	0.00	0.00	0.00
11858	BR 0243-055	138,534.13	137,941.14	592.99	0.00	0.00	0.00
10177	BR 0251-135	193,516.85	14.85	0.00	20,703.76	172,798.24	0.00
12393	BR 0251-150	59,005.62	59,005.62	0.00	0.00	0.00	0.00
12394	BR 0251-151	11,977.13	11,977.13	0.00	0.00	0.00	0.00
12395	BR 0251-152	60,006.10	60,006.10	0.00	0.00	0.00	0.00
11077	BR 0252-280	334.47	334.47	0.00	0.00	0.00	0.00
11712	BR 0341-045	441.70	441.70	0.00	0.00	0.00	0.00
11869	BR 0361-055	3,178.91	3,178.91	0.00	0.00	0.00	0.00
11870	BR 0361-056	491,569.34	446,641.84	44,927.50	0.00	0.00	0.00
92312	BR 0362-018	94,524.27	94,524.27	0.00	0.00	0.00	0.00
11393	BR 0401-013	331,514.48	0.00	0.00	35,640.54	295,873.94	0.00
12304	BR 0401-016	26,137.88	26,137.88	0.00	0.00	0.00	0.00
11803	BR 0402-051	77,431.89	75,746.99	1,684.90	0.00	0.00	0.00
12306	BR 0402-055	28,919.77	28,919.77	0.00	0.00	0.00	0.00
12606	BR 0402-056	12,706.36	12,706.36	0.00	0.00	0.00	0.00
11739	BR 0403-025	190,812.85	190,812.85	0.00	0.00	0.00	0.00
12310	BR 0403-034	109,282.60	109,282.60	0.00	0.00	0.00	0.00
93193	BR 0404-023	2,877,481.48	6,777.83	0.00	307,518.19	2,563,185.46	0.00
93200	BR 050-4(020)	90,766.83	90,766.83	0.00	0.00	0.00	0.00
11689	BR 0502-039	15,116.39	0.00	0.00	1,622.09	13,494.30	0.00
12124	BR 0502-046	35,127.95	35,127.95	0.00	0.00	0.00	0.00
10576	BR 0503-044	957,019.61	5,360.11	210.00	102,015.91	849,433.59	0.00
11352	BR 0503-050	1,484,571.21	85,399.19	1,191.29	150,013.26	1,247,967.47	0.00
11971	BR 0503-052	421,595.71	421,494.52	107.07	-5.88	0.00	0.00
11582	BR 0504-029	396,820.28	396,820.28	0.00	0.00	0.00	0.00
11804	BR 0641-010	23,172.01	23,172.01	0.00	0.00	0.00	0.00
11581	BR 067A-008	122,167.52	122,167.52	0.00	0.00	0.00	0.00
11861	BR 067A-010	55,659.92	55,659.92	0.00	0.00	0.00	0.00
10971	BR 0704-175	23,282.64	0.00	0.00	2,506.90	20,775.74	0.00
10584	BR 0741-006	1,168,218.19	214,413.66	40,650.93	97,988.75	815,164.85	0.00
10587	BR 0741-007	12,530.48	12,530.48	0.00	0.00	0.00	0.00
11528	BR 0821-043	70,643.49	70,643.49	0.00	0.00	0.00	0.00
11076	BR 0852-070	12,000.09	0.00	0.00	1,282.59	10,717.50	0.00
93267	BR 0853-023	-226.74	0.00	0.00	-24.24	-202.50	0.00
12397	BR 089A-009	45,528.53	45,528.53	0.00	0.00	0.00	0.00
11429	BR 090A-003	423,939.30	50,866.52	0.00	40,033.39	333,039.39	0.00
93194	BR 093-1(016)	5,292,153.35	129,160.15	226,419.07	529,727.02	4,406,847.11	0.00
11871	BR 0931-023	493.80	493.80	0.00	0.00	0.00	0.00
11434	BR 134A-009	-13,162.06	0.00	96.00	0.00	-13,258.06	0.00
11730	BR 144A-018	78,848.28	78,848.28	0.00	0.00	0.00	0.00
11349	BR 2706-029	1,367,528.55	204,011.35	0.00	124,853.64	1,038,663.56	0.00
93221	BR 287-3(061)	72,676.81	72,676.81	0.00	0.00	0.00	0.00
11430	BR 330A-006	248,463.15	16,881.28	14,805.32	23,262.36	193,514.19	0.00
11806	BR 348A-005	20,779.61	20,779.61	0.00	0.00	0.00	0.00
12396	BR 3501-008	73,398.66	73,398.66	0.00	0.00	0.00	0.00
12305	BR 5502-031	44,517.18	44,090.59	426.59	0.00	0.00	0.00
11431	BR C530-003	1,562,631.36	87,601.47	0.00	158,281.24	1,316,748.65	0.00
11479	BR NBIS-028	5,949.50	5,949.50	0.00	0.00	0.00	0.00
11480	BR NBIS-029	-69.03	-69.03	0.00	0.00	0.00	0.00

PEMF

PROJECT EXPENDITURES BY MAJOR FUNCTION  
June/FINAL, 1999

Run Date: Aug 1 1999  
Data Refresh Date: Jul 31 1999  
Effective Date: Jun 30 1999

Proj	Proj No	Total	Prelim	ROW	Constr. Eng.	Construction	Other
11481	BR NBIS-030	3,029.78	3,029.78	0.00	0.00	0.00	0.00
11893	BR NBIS-036	406,684.03	406,684.03	0.00	0.00	0.00	0.00
11894	BR NBIS-037	468,827.84	468,827.84	0.00	0.00	0.00	0.00
11895	BR NBIS-038	134,431.14	134,431.14	0.00	0.00	0.00	0.00
11896	BR NBIS-039	175,066.22	175,066.22	0.00	0.00	0.00	0.00
11897	BR NBIS-040	337,165.14	337,165.14	0.00	0.00	0.00	0.00
11898	BR NBIS-041	356,556.75	356,556.75	0.00	0.00	0.00	0.00
11899	BR NBIS-042	40,214.70	40,214.70	0.00	0.00	0.00	0.00
11900	BR NBIS-043	8,514.70	8,514.70	0.00	0.00	0.00	0.00
12226	BR NBIS-044	728,504.31	728,504.31	0.00	0.00	0.00	0.00
12227	BR NBIS-045	245.58	245.58	0.00	0.00	0.00	0.00
12229	BR NBIS-047	69,216.81	69,216.81	0.00	0.00	0.00	0.00
12230	BR NBIS-048	7,690.75	7,690.75	0.00	0.00	0.00	0.00
12231	BR NBIS-049	39,937.49	39,937.49	0.00	0.00	0.00	0.00
12232	BR NBIS-050	1,647.12	1,647.12	0.00	0.00	0.00	0.00
12233	BR NBIS-051	22,322.21	22,322.21	0.00	0.00	0.00	0.00
12186	BR R300-049	750.00	0.00	0.00	0.00	0.00	750.00
10417	BR R400-020	2,458.23	2,458.23	0.00	0.00	0.00	0.00
12429	BR R400-076	7,987.14	7,987.14	0.00	0.00	0.00	0.00
	Subtotal	27,974,930.52	7,292,820.31	468,044.85	2,169,307.47	18,044,007.89	750.00 *
93135	BR(CX) 050-1(031)	60,042.69	6,084.44	40,816.08	1,404.27	11,737.90	0.00
	Subtotal	60,042.69	6,084.44	40,816.08	1,404.27	11,737.90	0.00 *
10876	BRD C010-009	91,163.78	0.00	0.00	181.44	90,982.34	0.00
11249	BRD C010-026	121,853.47	0.00	0.00	61,843.28	60,010.19	0.00
11750	BRD C010-038	1,408,102.81	0.00	0.00	207,282.42	1,200,820.39	0.00
	Subtotal	1,621,120.06	0.00	0.00	269,307.14	1,351,812.92	0.00 *
92054	BRF 002-1(018)	591,171.44	537,006.44	54,165.00	0.00	0.00	0.00
91062	BRF 010-1(022)	-110.74	-110.74	0.00	0.00	0.00	0.00
91059	BRF 024-3(037)	50,631.83	50,631.83	0.00	0.00	0.00	0.00
92052	BRF 034-1(033)	2,479,330.02	2,490.72	22,880.01	263,526.49	2,190,432.80	0.00
92982	BRF 265-1(002)	1,182,126.13	25,841.03	157,144.70	107,272.64	891,867.76	0.00
92045	BRF 385-1(006)	45,407.52	0.00	0.00	4,872.54	40,534.98	0.00
92974	BRF 550-2(020)	-5,831.25	0.00	0.00	0.00	-5,831.25	0.00
	Subtotal	4,342,724.95	615,859.28	234,189.71	375,671.67	3,117,004.29	0.00 *
12008	BRO C010-046	2,471,326.55	0.00	0.00	282,724.07	2,188,602.48	0.00
10568	BRO C030-006	10,225.39	10,225.39	0.00	0.00	0.00	0.00
12366	BRO C030-019	469.53	469.53	0.00	0.00	0.00	0.00
10282	BRO C040-001	2,345.20	0.00	0.00	943.20	1,402.00	0.00
10853	BRO C040-006	-279,325.02	0.00	0.00	229.63	-279,554.65	0.00
10854	BRO C040-007	858.14	858.14	0.00	0.00	0.00	0.00
12340	BRO C060-017	14,661.87	14,661.87	0.00	0.00	0.00	0.00
12365	BRO C070-018	724.16	724.16	0.00	0.00	0.00	0.00
11449	BRO C110-006	283.73	283.73	0.00	0.00	0.00	0.00
11937	BRO C130-006	140,863.89	18,654.78	0.00	0.00	122,209.11	0.00
11623	BRO C140-004	162,936.06	3,834.62	0.00	510.47	158,590.97	0.00
10079	BRO M240-004	62.62	0.00	0.00	-17,082.38	17,145.00	0.00
11622	BRO M240-040	81,775.41	12,366.83	0.00	5,731.00	63,677.58	0.00
10927	BRO M405-003	65,473.05	0.00	0.00	0.00	65,473.05	0.00
11602	BRO M735-003	35,547.94	35,547.94	0.00	0.00	0.00	0.00
12499	BRO M735-004	4,281.30	4,281.30	0.00	0.00	0.00	0.00
12131	BRO M830-012	2,222.89	2,222.89	0.00	0.00	0.00	0.00
12132	BRO M830-013	1,625.95	1,625.95	0.00	0.00	0.00	0.00



PROJECT EXPENDITURES BY MAJOR FUNCTION  
June/FINAL, 1999

Run Date: Aug 1 1999  
Data Refresh Date: Jul 31 1999  
Effective Date: Jun 30 1999

PEMF

Proj	Proj No	Total	Prelim	ROW	Constr. Eng.	Construction	Other
Subtotal		2,716,358.66	105,757.13	0.00	273,055.99	2,337,545.54	0.00 *
92903	BRS 0035(005)	1,237,750.78	0.00	0.00	132,451.15	1,105,299.63	0.00
90111	BRS 0039(003)	-496.60	0.00	0.00	0.00	-496.60	0.00
92050	BRS 0160(007)	91,967.10	88,632.45	3,334.65	0.00	0.00	0.00
92999	BRS 0160(008)	1,733,899.62	3,703.74	290.73	185,630.10	1,544,275.05	0.00
89075	BRS-RS(CX) 0012(027)	87,970.36	85,702.51	2,267.85	0.00	0.00	0.00
Subtotal		3,151,091.26	178,038.70	5,893.23	318,081.25	2,649,078.08	0.00 *
92962	C 0006(019)	754,327.16	234,908.90	7,386.83	55,053.37	456,978.06	0.00
11960	C 0006-014	4,025.51	134.78	0.00	457.11	3,433.62	0.00
12009	C 0072-011	165,000.00	0.00	0.00	0.00	165,000.00	0.00
11550	C 0091-013	43,000.00	0.00	0.00	0.00	43,000.00	0.00
11440	C 0131-035	290,310.90	212,301.94	77,997.72	0.00	0.00	11.24
12060	C 0131-038	2,180,822.50	25.70	0.00	233,072.36	1,947,724.44	0.00
12063	C 0141-012	2,231,812.58	-.78	0.00	240,488.44	1,991,324.92	0.00
12272	C 0142-035	2,107,633.24	8.42	0.00	225,448.26	1,882,176.56	0.00
12291	C 017A-008	14,312.62	14,312.62	0.00	0.00	0.00	0.00
12240	C 0241-034	853,240.66	1,291.76	0.00	90,805.40	761,143.50	0.00
12345	C 0241-035	38,466.07	38,466.07	0.00	0.00	0.00	0.00
11624	C 0242-021	376.97	280.76	0.00	96.21	0.00	0.00
11180	C 0252-284	1,025,839.68	145,119.06	0.00	94,335.58	786,385.04	0.00
11343	C 0252-290	199,393.50	0.00	199,393.50	0.00	0.00	0.00
11592	C 0252-311	2,061,832.40	-.04	0.00	220,677.02	1,841,155.42	0.00
12193	C 0252-314	4,631,572.44	0.00	0.00	498,159.84	4,133,412.60	0.00
12210	C 0252-316	493,743.80	493,743.80	0.00	0.00	0.00	0.00
12678	C 0252-326	4,135.20	4,135.20	0.00	0.00	0.00	0.00
12171	C 0253-157	5,033.51	5,033.51	0.00	0.00	0.00	0.00
11599	C 033A-001	43,744.00	43,744.00	0.00	0.00	0.00	0.00
11202	C 0342-024	6,678,427.69	2,151.89	0.00	714,969.23	5,961,306.57	0.00
11317	C 0342-026	472,783.00	472,783.00	0.00	0.00	0.00	0.00
12656	C 0343-018	1,075.09	1,075.09	0.00	0.00	0.00	0.00
11982	C 0361-157	1,725,563.72	0.00	0.00	185,868.63	1,539,695.09	0.00
12246	C 0401-015	27,931.48	27,931.48	0.00	0.00	0.00	0.00
12016	C 0402-052	11,648.00	11,648.00	0.00	0.00	0.00	0.00
12061	C 0402-053	1,163,571.80	0.00	0.00	125,198.21	1,038,373.59	0.00
12089	C 0403-030	44,687.88	44,687.88	0.00	0.00	0.00	0.00
10152	C 0404-024	1,335.17	0.00	1,335.17	0.00	0.00	0.00
11921	C 0502-041	608,542.95	0.00	0.00	65,043.91	543,499.04	0.00
12058	C 0502-043	6,029.94	6,029.94	0.00	0.00	0.00	0.00
12062	C 0502-044	1,923,887.61	0.00	0.00	205,648.31	1,718,205.79	33.51
12125	C 0502-045	319,489.78	20,333.69	0.00	32,101.59	267,054.50	0.00
12353	C 0502-047	759,928.38	21,736.31	0.00	79,213.25	658,978.82	0.00
12222	C 0503-054	204,090.00	34,447.40	0.00	18,203.86	151,438.74	0.00
12344	C 064A-007	1,706,372.69	19,390.67	0.00	1,004.43	1,685,977.59	0.00
12156	C 0701-149	347,489.53	0.00	0.00	37,153.21	310,336.32	0.00
11892	C 0702-212	1,000,000.00	0.00	0.00	0.00	1,000,000.00	0.00
12691	C 0703-258	6,519.51	5,029.51	0.00	0.00	0.00	1,490.00
10680	C 0704-169	20,603.45	20,603.45	0.00	0.00	0.00	0.00
11210	C 072A-026	1,802.85	1,802.85	0.00	0.00	0.00	0.00
11653	C 0761-168	521,476.60	0.00	0.00	55,721.16	465,755.44	0.00
11902	C 0761-169	2,063.17	0.00	0.00	221.39	1,841.78	0.00
11979	C 0761-170	2,433,895.72	0.00	0.00	260,089.25	2,173,806.47	0.00
10684	C 095A-001	1,246,227.13	10,158.10	33,838.47	129,007.87	1,073,222.69	0.00
Subtotal		38,384,065.88	1,893,314.96	319,951.69	3,568,037.89	32,601,226.59	1,534.75 *
11292	C 119A-042	277,782.66	0.00	0.00	29,721.90	248,060.76	0.00

PEMF

PROJECT EXPENDITURES BY MAJOR FUNCTION  
June/FINAL, 1999

Run Date: Aug 1 1999  
Data Refresh Date: Jul 31 1999  
Effective Date: Jun 30 1999

Proj	Proj No	Total	Prelim	ROW	Constr. Eng.	Construction	Other
10786	C 138A-006	46,096.44	46,096.44	0.00	0.00	0.00	0.00
12607	C 139A-025	715.73	715.73	0.00	0.00	0.00	0.00
11941	C 144A-019	-156,018.69	0.00	0.00	-156,018.69	0.00	0.00
11885	C 145A-022	23,000.00	0.00	0.00	0.00	23,000.00	0.00
12181	C 1601-147	2,139,979.65	-2.67	0.00	228,641.53	1,911,340.79	0.00
11734	C 1602-061	2,002,640.17	84,073.76	832,567.24	132,404.39	953,594.78	0.00
12010	C 1602-065	1,662,843.66	387,258.96	1,275,584.70	0.00	0.00	0.00
12123	C 1602-068	1,685,337.70	19.88	0.00	180,455.11	1,504,862.71	0.00
11209	C 177A-001	951,793.23	0.00	0.00	102,201.13	849,592.10	0.00
	Subtotal	8,634,170.55	518,162.10	2,108,151.94	517,405.37	5,490,451.14	0.00 *
11518	C 279A-003	137,047.84	2,579.71	0.00	14,422.29	120,045.84	0.00
12426	C 2853-002	349,684.30	37,303.96	4,091.39	33,081.06	275,202.90	4.99
12695	C 2854-078	2,099.83	0.00	0.00	527.66	1,572.17	0.00
11637	C 2871-026	1,144,650.55	1,125,940.07	18,533.27	177.21	0.00	0.00
10685	C 2873-079	37,309.05	22,341.86	14,967.19	0.00	0.00	0.00
11909	C 2873-091	100,490.98	0.00	0.00	0.00	7,714.05	92,776.93
12190	C 2873-096	2,424,487.32	0.00	0.00	250,411.84	2,174,075.48	0.00
12346	C 2873-097	269,770.05	0.00	0.00	28,948.25	240,821.80	0.00
	Subtotal	4,465,539.92	1,188,165.60	37,591.85	327,568.31	2,819,432.24	92,781.92 *
11443	C 340A-007	477,349.23	69,912.14	27,904.70	40,726.50	338,805.89	0.00
11655	C 3921-004	163,389.73	0.00	0.00	2,330.69	161,059.04	0.00
12296	C 392A-010	8,149.34	0.00	0.00	0.00	6,671.66	1,477.68
	Subtotal	648,888.30	69,912.14	27,904.70	43,057.19	506,536.59	1,477.68 *
11567	C 4701-083	322,604.17	316,086.67	1,638.33	4,231.76	0.00	647.41
11586	C 4701-084	1,185,998.03	7,010.82	0.00	126,144.05	1,052,843.16	0.00
12337	C 4701-090	319.65	319.65	0.00	0.00	0.00	0.00
	Subtotal	1,508,921.85	323,417.14	1,638.33	130,375.81	1,052,843.16	647.41 *
11342	C 5502-028	1,106,286.00	1,697.07	0.00	118,389.65	986,199.28	0.00
12648	C 5502-033	7,773.13	7,700.85	0.00	0.00	0.00	72.28
	Subtotal	1,114,059.13	9,397.92	0.00	118,389.65	986,199.28	72.28 *
12425	C 6661-002	3,087,240.37	12,897.87	0.00	329,898.80	2,744,443.70	0.00
	Subtotal	3,087,240.37	12,897.87	0.00	329,898.80	2,744,443.70	0.00 *
10202	C C010-003	4,920,280.19	1,002.21	4,232.31	5.33	0.00	4,915,040.34
12513	C C010-053	371,641.79	0.00	0.00	0.00	0.00	371,641.79
10694	C C020-007	32,107.09	5,781.04	0.00	0.00	22,326.05	4,000.00
11977	C C030-017	2,615,773.14	0.00	0.00	280,227.50	2,335,545.64	0.00
11986	C C061-007	1,794,097.01	113.50	0.00	192,541.20	1,601,442.31	0.00
11198	C C100-007	8,798.84	0.00	0.00	0.00	0.00	8,798.84
12081	C C120-006	2,180.34	190.44	0.00	0.00	0.00	1,989.90
11980	C C190-004	3,643,453.25	0.00	0.00	390,330.75	3,253,122.50	0.00
11978	C C370-003	2,076,443.77	324.30	0.00	237,826.72	1,838,292.75	0.00
12506	C C4701-093	62.17	62.17	0.00	0.00	0.00	0.00
	Subtotal	15,464,837.59	7,473.66	4,232.31	1,100,931.50	9,050,729.25	5,301,470.87 *
12253	C M145-003	174,993.68	174,956.18	0.00	0.00	37.50	0.00
12419	C M240-043	81,194.23	96.73	0.00	0.00	0.00	81,097.50
	Subtotal	256,187.91	175,052.91	0.00	0.00	37.50	81,097.50 *
11879	C PPCN-098	79,960.61	79,960.61	0.00	0.00	0.00	0.00
	Subtotal	79,960.61	79,960.61	0.00	0.00	0.00	0.00 *

PEMF

PROJECT EXPENDITURES BY MAJOR FUNCTION  
June/FINAL, 1999

Run Date: Aug 1 1999  
Data Refresh Date: Jul 31 1999  
Effective Date: Jun 30 1999

Proj	Proj No	Total	Prelim	ROW	Constr. Eng.	Construction	Other
11190	C R100-023	70,741.00	0.00	0.00	0.00	0.00	70,741.00
11237	C R100-027	2,090.76	1,232.29	0.00	858.47	0.00	0.00
11510	C R100-030	22,842.39	22,842.39	0.00	0.00	0.00	0.00
11511	C R100-031	1,295.39	1,295.39	0.00	0.00	0.00	0.00
11626	C R100-037	81,696.07	81,668.70	0.00	0.00	0.00	27.37
12113	C R100-043	321,761.87	315,495.71	4,490.18	1,181.46	0.00	594.52
12114	C R100-044	51,569.70	51,569.70	0.00	0.00	0.00	0.00
12420	C R100-048	109,400.60	0.00	0.00	0.00	0.00	109,400.60
12447	C R100-052	21,037.84	21,037.84	0.00	0.00	0.00	0.00
12571	C R100-053	20,793.17	20,793.17	0.00	0.00	0.00	0.00
11789	C R200-059	39,770.68	0.00	0.00	4,283.23	35,487.45	0.00
12275	C R200-070	878,510.73	823,319.23	55,187.78	3.72	0.00	0.00
12612	C R200-077	172,669.80	0.00	0.00	0.00	172,669.80	0.00
12626	C R200-078	11,881.85	11,881.85	0.00	0.00	0.00	0.00
11034	C R300-018	4,898.22	4,898.22	0.00	0.00	0.00	0.00
11068	C R300-022	6,687.48	0.00	0.00	0.00	6,687.48	0.00
11070	C R300-024	9,800.03	8,323.92	0.00	1,476.11	0.00	0.00
11116	C R300-027	4,866.00	0.00	0.00	0.00	0.00	4,866.00
11837	C R300-042	46,141.75	465.33	0.00	4,924.92	40,751.50	0.00
11842	C R300-043	256,824.02	0.00	0.00	8,761.88	248,062.14	0.00
12130	C R300-046	126,983.95	0.00	0.00	13,655.20	113,328.75	0.00
12273	C R300-051	-493,901.01	0.00	0.00	-69,717.53	-424,183.48	0.00
12307	C R300-052	207.93	207.93	0.00	0.00	0.00	0.00
10200	C R400-012	345.50	0.00	345.50	0.00	0.00	0.00
11250	C R400-040	1,046,138.29	1,039,274.44	2,347.90	4,173.49	0.00	342.46
11304	C R400-042	2,088.88	0.00	0.00	245.22	1,098.96	744.70
11305	C R400-043	69.21	0.00	0.00	7.45	61.76	0.00
11427	C R400-047	27,660.23	27,432.27	227.96	0.00	0.00	0.00
11488	C R400-048	98,090.42	1,212.69	0.00	1,215.34	2,646.14	93,016.25
11551	C R400-053	1,184.00	1,184.00	0.00	0.00	0.00	0.00
11560	C R400-054	2,274.72	0.00	0.00	251.72	1,273.00	750.00
11796	C R400-057	-6,464.73	0.00	0.00	-1,074.18	-5,390.55	0.00
11798	C R400-058	182,639.03	0.00	0.00	19,598.95	163,040.08	0.00
11981	C R400-062	-39,782.32	0.00	0.00	-39,782.32	0.00	0.00
12290	C R400-069	184,595.08	0.00	0.00	19,812.46	164,782.62	0.00
12299	C R400-071	818,041.64	251.99	0.00	87,831.61	729,958.04	0.00
12309	C R400-073	3,533.00	0.00	0.00	0.00	3,533.00	0.00
12331	C R400-074	87,922.76	217.81	0.00	9,475.51	78,229.44	0.00
12589	C R400-081	270,028.59	0.00	0.00	28,975.99	241,052.60	0.00
12692	C R400-083	13,034.00	13,034.00	0.00	0.00	0.00	0.00
11382	C R500-016	353,879.43	351,475.91	0.00	2,108.84	0.00	294.68
11590	C R500-019	26,895.50	0.00	0.00	0.00	0.00	26,895.50
11791	C R500-020	1,468.30	0.00	0.00	158.30	1,310.00	0.00
12333	C R500-029	128,825.39	128,825.39	0.00	0.00	0.00	0.00
11634	C R600-077	293,499.72	0.00	0.00	31,408.03	260,154.90	1,936.79
11649	C R600-078	86,542.85	0.00	0.00	0.00	0.00	86,542.85
12191	C R600-104	196,298.67	0.00	0.00	17,839.58	154,916.59	23,542.50
12294	C R600-107	10,985.82	10,985.82	0.00	0.00	0.00	0.00
12378	C R600-116	17,234.54	17,234.54	0.00	0.00	0.00	0.00
12516	C R600-124	1,411.72	0.00	0.00	0.00	0.00	1,411.72
12182	C R600-203	96,072.94	2,010.11	0.00	0.00	28,448.18	65,614.65
	Subtotal	5,673,083.40	2,958,170.64	62,599.32	147,673.45	2,017,918.40	486,721.59 *
10278	C SW00-028	21,307.50	0.00	0.00	0.00	21,307.50	0.00
11030	C SW00-047	4,000,000.00	0.00	0.00	0.00	4,000,000.00	0.00
11268	C SW00-061	58,752.27	0.00	0.00	0.00	0.00	58,752.27
11354	C SW00-064	26,132.36	0.00	26,132.36	0.00	0.00	0.00

PEMF

PROJECT EXPENDITURES BY MAJOR FUNCTION  
June/FINAL, 1999

Run Date: Aug 1 1999  
Data Refresh Date: Jul 31 1999  
Effective Date: Jun 30 1999

Proj	Proj No	Total	Prelim	ROW	Constr. Eng.	Construction	Other
11363	C SW00-066	1,195.15	0.00	0.00	0.00	0.00	1,195.15
11562	C SW00-071	-345.50	0.00	-345.50	0.00	0.00	0.00
11757	C SW00-084	555,422.33	-11,988.84	0.00	0.00	108.01	567,303.16
11852	C SW00-090	15,319.12	0.00	0.00	0.00	0.00	15,319.12
11934	C SW00-094	84,960.00	0.00	0.00	0.00	0.00	84,960.00
11976	C SW00-096	13,022.04	0.00	0.00	0.00	0.00	13,022.04
12090	C SW00-101	19,126.92	0.00	0.00	0.00	0.00	19,126.92
12111	C SW00-102	388,251.21	383,224.94	0.00	0.00	0.00	5,026.27
12151	C SW00-105	139.81	139.81	0.00	0.00	0.00	0.00
12158	C SW00-107	-5,855.77	0.00	0.00	0.00	0.00	-5,855.77
12165	C SW00-108	67,332.89	67,332.89	0.00	0.00	0.00	0.00
12184	C SW00-112	21,451.55	0.00	0.00	0.00	0.00	21,451.55
12201	C SW00-113	1,787.50	0.00	0.00	0.00	0.00	1,787.50
12208	C SW00-115	6,275.93	0.00	0.00	0.00	0.00	6,275.93
12265	C SW00-118	182,802.04	0.00	0.00	0.00	7,392.00	175,410.04
12334	C SW00-122	68,656.40	68,656.40	0.00	0.00	0.00	0.00
12502	C SW00-130	84,230.49	0.00	0.00	0.00	0.00	84,230.49
12503	C SW00-131	82,360.54	2,901.35	0.00	0.00	0.00	79,459.19
12536	C SW00-135	31,592.69	0.00	0.00	0.00	0.00	31,592.69
12601	C SW00-137	63,068.76	0.00	0.00	0.00	0.00	63,068.76
10771	C SW00-036	192,707.17	0.00	0.00	0.00	0.00	192,707.17
10795	C SW00-042	103,760.41	3,760.41	0.00	0.00	0.00	100,000.00
11062	C SW00-048	10,000.00	0.00	0.00	0.00	0.00	10,000.00
11063	C SW00-049	50,895.90	0.00	0.00	0.00	0.00	50,895.90
11196	C SW00-058	114,472.75	114,472.75	0.00	0.00	0.00	0.00
11244	C SW00-060	23,817.85	0.00	0.00	0.00	23,805.00	12.85
11693	C SW00-079	30,531.79	0.00	0.00	0.00	0.00	30,531.79
12820	C SW00-145	7,641.72	0.00	0.00	0.00	0.00	7,641.72
	Subtotal	6,320,813.82	628,499.71	25,786.86	0.00	4,052,612.51	1,613,914.74 *
12341	C001A-036	25,013.55	0.00	0.00	6,285.55	18,728.00	0.00
	Subtotal	25,013.55	0.00	0.00	6,285.55	18,728.00	0.00 *
93126	CC 00-9000-41	2,392.88	0.00	0.00	0.00	0.00	2,392.88
11394	CC 0243-050	492,630.09	492,630.09	0.00	0.00	0.00	0.00
12074	CC 0251-144	379,486.79	4,803.28	0.00	40,213.81	334,469.70	0.00
12159	CC 0252-313	28,092.34	28,092.34	0.00	0.00	0.00	0.00
12045	CC 0403-029	19,265.18	139.19	0.00	0.00	4,413.78	14,712.21
12025	CC 0701-147	37,690.70	37,690.70	0.00	0.00	0.00	0.00
12543	CC 0703-253	237,098.07	11,429.78	0.00	24,398.77	201,269.52	0.00
11400	CC 0852-073	531,827.74	0.00	0.00	531,827.74	0.00	0.00
10306	CC 0931-018	75.61	0.00	0.00	8.11	67.50	0.00
12773	CC 105A-009	843.36	0.00	0.00	0.00	782.33	61.03
12026	CC 1192-007	34,484.60	1,661.21	0.00	0.00	0.00	32,823.39
12339	CC 145A-023	13,680.64	566.13	13,114.51	0.00	0.00	0.00
11248	CC 225A-054	173,017.67	0.00	0.00	18,560.14	154,457.53	0.00
12126	CC 2254-057	82,576.58	1,624.58	0.00	0.00	0.00	80,952.00
10305	CC 4701-076	157,421.17	0.00	0.00	13,592.84	143,828.33	0.00
10816	CC C010-008	171,661.80	171,467.85	132.91	61.04	0.00	0.00
11425	CC C010-030	15,695.00	0.00	0.00	0.00	15,695.00	0.00
11688	CC C040-013	13,700.23	13,543.25	0.00	156.98	0.00	0.00
12539	CC C060-022	8,612.50	0.00	0.00	0.00	6,812.50	1,800.00
11148	CC C080-010	7,431.90	1,822.95	0.00	18.33	54.62	5,536.00
12452	CC C110-010	4,563.50	0.00	0.00	0.00	4,563.50	0.00
12047	CC C150-009	5,153.36	0.00	0.00	0.00	0.00	5,153.36
11916	CC C160-003	4,209.49	0.00	0.00	0.00	0.00	4,209.49
11943	CC C160-004	5,052.50	0.00	0.00	0.00	0.00	5,052.50

COLORADO DEPARTMENT OF TRANSPORTATION

PROJECT EXPENDITURES BY MAJOR FUNCTION  
June/FINAL, 1999

Run Date: Aug 1 1999  
Data Refresh Date: Jul 31 1999  
Effective Date: Jun 30 1999

PEMF

Proj	Proj No	Total	Prelim	ROW	Constr. Eng.	Construction	Other
12358	CC C470-010	7,647.00	0.00	0.00	0.00	7,647.00	0.00
12386	CC C470-011	6,231.00	0.00	0.00	0.00	6,231.00	0.00
10667	CC DEMO-001	437.34	325.72	0.00	0.00	0.00	111.62
11519	CC R100-032	3,536.41	1,544.67	0.00	1,991.74	0.00	0.00
12719	CC R600-130	3,186.88	3,186.88	0.00	0.00	0.00	0.00
10610	CC SW00-036	17,691.93	0.00	0.00	0.00	0.00	17,691.93
11770	CC SW00-086	4,703.49	0.00	0.00	522.07	4,181.42	0.00
69198	CC SW00-093	84,925.81	0.00	0.00	0.00	0.00	84,925.81
69199	CC SW00-125	-198,435.44	0.00	0.00	143.00	0.00	-198,578.44
12453	CC SW00-129	737.64	737.64	0.00	0.00	0.00	0.00
11064	CC SW00-050	7,017.41	0.00	0.00	0.00	0.00	7,017.41
	Subtotal	2,364,344.17	771,266.26	13,247.42	631,494.57	884,473.73	63,862.19 *
11280	CE POOL-001	-1,708,503.27	0.00	0.00	-1,708,628.27	0.00	125.00
11281	CE POOL-002	-1,682,305.71	0.00	0.00	-1,682,305.71	0.00	0.00
11282	CE POOL-003	477,928.48	0.00	0.00	477,928.48	0.00	0.00
11283	CE POOL-004	1,050,898.75	0.00	0.00	1,050,898.75	0.00	0.00
11284	CE POOL-005	576,997.04	0.00	0.00	576,997.04	0.00	0.00
11285	CE POOL-006	485,908.21	0.00	0.00	485,908.21	0.00	0.00
11286	CE POOL-007	-491,852.54	0.00	0.00	-491,852.54	0.00	0.00
	Subtotal	-1,290,929.04	0.00	0.00	-1,291,054.04	0.00	125.00 *
11001	CP M110-019	57,399.49	0.00	0.00	0.00	0.00	57,399.49
	Subtotal	57,399.49	0.00	0.00	0.00	0.00	57,399.49 *
92400	CX 11-0285-28	4,787.06	4,787.06	0.00	0.00	0.00	0.00
91454	CX 11-0470-12	331,591.23	331,526.23	0.00	5.00	0.00	60.00
91410	CX 27-0034-06	412,579.34	367,340.96	45,238.38	0.00	0.00	0.00
91459	CX 99-0000-09	60,224.58	59,572.94	0.00	9.87	0.00	641.77
93152	CX 99-0000-19	85,425.45	73,711.16	0.00	11,488.00	0.00	226.29
92444	CX 99-2000-53	484,775.51	480,446.21	100.00	4,229.30	0.00	0.00
92416	CX 99-6000-54	324,384.00	324,384.00	0.00	0.00	0.00	0.00
	Subtotal	1,703,767.17	1,641,768.56	45,338.38	15,732.17	0.00	928.06 *
90656	CX-CY 03-0034-19	286,370.79	282,282.90	4,087.89	0.00	0.00	0.00
90448	CX-CY 11-0121-75	606,970.21	-21,532.17	5,563.13	-204,811.75	827,751.00	0.00
	Subtotal	893,341.00	260,750.73	9,651.02	-204,811.75	827,751.00	0.00 *
92907	CXBRF 10-0470-09	411,666.05	400,691.54	8,340.44	188.64	0.00	2,445.43
92908	CXBRF 12-0002-35	15,758.10	15,758.10	0.00	0.00	0.00	0.00
91419	CXBRF 33-0071-18	18,670.86	2,731.41	15,939.45	0.00	0.00	0.00
	Subtotal	446,095.01	419,181.05	24,279.89	188.64	0.00	2,445.43 *
89498	CXFC-CY 43-0024-21	884,571.52	458,818.08	425,753.44	0.00	0.00	0.00
90439	CXFCU-CY 02-0047-01og	394,996.41	28,408.35	366,588.06	0.00	0.00	0.00
	Subtotal	1,279,567.93	487,226.43	792,341.50	0.00	0.00	0.00 *
91313	CY 11-0121-74	-99,824.02	0.00	-99,824.02	0.00	0.00	0.00
92329	CY 20-0550-30	2,076.14	2,076.14	0.00	0.00	0.00	0.00
92327	CY 99-4000-35	225.00	225.00	0.00	0.00	0.00	0.00
	Subtotal	-97,522.88	2,301.14	-99,824.02	0.00	0.00	0.00 *
92413	CY-CX 06-0007-04	9,721.16	14,536.71	233.74	41.83	-5,091.12	0.00
	Subtotal	9,721.16	14,536.71	233.74	41.83	-5,091.12	0.00 *
99901	DAMAGE REPAIR SECT 1	.01	0.00	0.00	0.00	0.00	.01
99905	DAMAGE REPAIR SECT 5	778.32	0.00	0.00	0.00	0.00	778.32

PEMF

PROJECT EXPENDITURES BY MAJOR FUNCTION  
June/FINAL, 1999

Run Date: Aug 1 1999  
Data Refresh Date: Jul 31 1999  
Effective Date: Jun 30 1999

Proj	Proj No	Total	Prelim	ROW	Constr. Eng.	Construction	Other
	Subtotal	778.33	0.00	0.00	0.00	0.00	778.33 *
12293	DAR C040-016	4,231,552.16	0.00	0.00	77,226.86	4,154,325.30	0.00
	Subtotal	4,231,552.16	0.00	0.00	77,226.86	4,154,325.30	0.00 *
11759	DBE FY98-001	57,157.69	0.00	0.00	0.00	0.00	57,157.69
11760	DBE FY98-002	65,328.77	0.00	0.00	0.00	0.00	65,328.77
12410	DBE FY99-001	161,627.25	0.00	0.00	0.00	0.00	161,627.25
12411	DBE FY99-002	120,169.59	0.00	0.00	0.00	0.00	120,169.59
	Subtotal	404,283.30	0.00	0.00	0.00	0.00	404,283.30 *
11474	DE SW00-067	-35,181.62	-5,524.20	0.00	0.00	0.00	-29,657.42
11565	DE SW00-073	2,519,454.39	2,388.38	0.00	0.00	0.00	2,517,066.01
	Subtotal	2,484,272.77	-3,135.82	0.00	0.00	0.00	2,487,408.59 *
93236	DPS 0060(001)	-30,458.02	0.00	0.00	-30,458.02	0.00	0.00
	Subtotal	-30,458.02	0.00	0.00	-30,458.02	0.00	0.00 *
11840	EHP SW00-089	8,088.16	0.00	0.00	0.00	0.00	8,088.16
	Subtotal	8,088.16	0.00	0.00	0.00	0.00	8,088.16 *
12332	ER 0131-039 (CO 89-1)	75,776.16	0.00	0.00	19,641.21	56,134.95	0.00
12042	ER 0142-034	2,952,313.94	256,816.24	8,677.74	221,847.53	2,464,972.43	0.00
12277	ER 0701-151 (CO 89-1)	1,228,045.52	-1,785.68	0.00	93,722.83	1,136,108.37	0.00
12533	ER 0701-152 (CO 98-1)	3,805.47	0.00	0.00	0.00	0.00	3,805.47
12043	ER 0712-010	24,190.64	0.00	0.00	20,190.64	4,000.00	0.00
12039	ER 2854-073	166,830.88	0.00	0.00	1,559.02	165,271.86	0.00
12884	ER C020-012	325,000.00	0.00	0.00	0.00	0.00	325,000.00
12892	ER C040-017	390.40	0.00	0.00	0.00	390.40	0.00
11991	ER R400-063	358,772.71	0.00	0.00	37,398.92	321,373.79	0.00
12822	ER SW00-146	57,219.07	0.00	0.00	0.00	0.00	57,219.07
	Subtotal	5,192,344.79	255,030.56	8,677.74	394,360.15	4,148,251.80	386,024.54 *
91130	FC(CX) 006-1(054)	1,854,731.31	1.33	0.00	199,465.30	1,655,264.68	0.00
92072	FC(CX) 034-2(016)	1,364,314.94	461,238.70	903,076.24	0.00	0.00	0.00
	Subtotal	3,219,046.25	461,240.03	903,076.24	199,465.30	1,655,264.68	0.00 *
90050	FC-NH(CX) 000S(016)	87,826.21	0.00	0.00	0.00	0.00	87,826.21
91044	FC-NH(CX) 024-3(036)	243,937.21	237,178.16	6,759.05	0.00	0.00	0.00
89102	FC-NH(CX) 074-1(003)	56,819.60	56,468.73	350.87	0.00	0.00	0.00
89103	FC-NH(CX) 074-1(004)	-120.00	0.00	-120.00	0.00	0.00	0.00
91050	FC-NH(CX) 160-2(048)	2,557,899.47	2,540,907.41	16,992.06	0.00	0.00	0.00
91049	FC-STR(CX) 287-3(053)	3,064,250.81	1,154,615.44	1,909,635.37	0.00	0.00	0.00
	Subtotal	6,010,613.30	3,989,169.74	1,933,617.35	0.00	0.00	87,826.21 *
79195	FCU(CX) 024-3(009)	250,482.05	3,909.04	246,573.01	0.00	0.00	0.00
91051	FCU(CX) 085-2(057)	2,072,512.00	290,923.48	1,781,588.52	0.00	0.00	0.00
89055	FCU-CX 083-1(049)	3,741,332.47	2,050,324.44	1,691,008.03	0.00	0.00	0.00
90043	FCU-NH(CX) 083-1(052)	-302.91	853.17	-1,156.08	0.00	0.00	0.00
90049	FCU-NH(CX) 085-2(054)	-691,715.50	50,290.24	-742,005.74	0.00	0.00	0.00
90048	FCU-NH(CX) 287-3(052)	277,103.91	179,643.04	97,460.87	0.00	0.00	0.00
	Subtotal	5,649,412.02	2,575,943.41	3,073,468.61	0.00	0.00	0.00 *
89035	FR 009-2(010)	229,420.46	229,420.46	0.00	0.00	0.00	0.00
	Subtotal	229,420.46	229,420.46	0.00	0.00	0.00	0.00 *
89036	FR(CX) 040-3(016)	173,599.92	173,599.92	0.00	0.00	0.00	0.00

COLORADO DEPARTMENT OF TRANSPORTATION

PROJECT EXPENDITURES BY MAJOR FUNCTION  
June/FINAL, 1999

Run Date: Aug 1 1999  
Data Refresh Date: Jul 31 1999  
Effective Date: Jun 30 1999

PEMF

Proj	Proj No	Total	Prelim	ROW	Constr. Eng.	Construction	Other
Subtotal		173,599.92	173,599.92	0.00	0.00	0.00	0.00 *
90044	FR-NH(CX) 115-1(004)	64,430.79	64,430.79	0.00	0.00	0.00	0.00
Subtotal		64,430.79	64,430.79	0.00	0.00	0.00	0.00 *
11490	HB 0072-008	503,582.63	0.00	0.00	53,885.11	449,697.52	0.00
11167	HB 0091-012	828.65	828.65	0.00	0.00	0.00	0.00
11515	HB 0252-297	93,702.26	0.00	1,511.00	9,851.04	82,340.22	0.00
11149	HB 0253-133	75,193.36	0.00	0.00	8,039.95	67,153.41	0.00
11508	HB 0253-139	1,957,806.11	0.00	0.00	209,727.81	1,748,078.30	0.00
11041	HB 047-1(019)	6,889,430.82	0.00	1,475.64	739,263.07	6,148,692.11	0.00
11155	HB 0503-049	37,594.62	0.00	37,594.62	0.00	0.00	0.00
11168	HB 0703-225	232.81	0.00	0.00	25.10	207.71	0.00
10603	HB 0704-168	720,016.04	0.00	0.00	59,450.88	660,565.16	0.00
10753	HB 0821-035	772,564.89	0.00	0.00	82,550.91	690,013.98	0.00
11266	HB 0821-040	10,860,527.32	-5,249.82	0.00	1,165,248.88	9,700,528.26	0.00
11668	HB 0821-045	4,259,828.52	260,048.48	0.00	428,672.69	3,571,107.35	0.00
11513	HB 0831-072	3,127,751.29	0.00	0.00	335,879.68	2,791,871.61	0.00
11265	HB 0852-071	5,672,033.36	0.00	0.00	608,299.17	5,063,721.87	12.32
11044	HB 135A-015	6,789.81	0.00	0.00	728.61	6,061.20	0.00
11500	HB 1601-039	4,839,580.49	109,004.15	177,239.22	488,848.87	4,064,488.25	0.00
11824	HB 1602-062	13.45	0.00	0.00	13.45	0.00	0.00
92917	HB 225-4(049)	185,216.28	0.00	0.00	19,836.53	165,379.75	0.00
10604	HB 2254-053	174,316.56	0.00	0.00	14,393.12	159,923.44	0.00
11475	HB 2871-025	6,338.76	0.00	0.00	6,338.76	0.00	0.00
Subtotal		40,183,348.03	364,631.46	217,820.48	4,231,053.63	35,369,830.14	12.32 *
90137	HES 0006(061)	823.00	823.00	0.00	0.00	0.00	0.00
Subtotal		823.00	823.00	0.00	0.00	0.00	0.00 *
11635	HPR 0001(128)	147.16	0.00	0.00	0.00	0.00	147.16
Subtotal		147.16	0.00	0.00	0.00	0.00	147.16 *
92012	I(CX) 076-1(136)	7,279.90	0.00	0.00	2,216.00	5,063.90	0.00
90013	I(CX) 076-1(151)	20.89	0.00	20.89	0.00	0.00	0.00
Subtotal		7,300.79	0.00	20.89	2,216.00	5,063.90	0.00 *
92005	I-IDCX 070-2(149)	144,013.66	-6,642.95	0.00	10,429.83	140,226.78	0.00
Subtotal		144,013.66	-6,642.95	0.00	10,429.83	140,226.78	0.00 *
92918	IDR(A) 070-4(180)	1,167,715.91	0.00	0.00	96,445.84	1,071,270.07	0.00
11763	IDR(B) 070-4(180)	2,335,324.60	0.00	0.00	250,482.32	2,084,842.28	0.00
Subtotal		3,503,040.51	0.00	0.00	346,928.16	3,156,112.35	0.00 *
12115	IM 0251-145	6,880,399.98	0.00	0.00	695,533.58	6,184,866.40	0.00
12211	IM 0251-147	1,228,973.21	0.00	0.00	131,877.56	1,097,095.65	0.00
12398	IM 0251-153	46,618.24	46,618.24	0.00	0.00	0.00	0.00
12528	IM 0251-154	4,551,275.00	0.00	0.00	455,838.99	4,095,436.01	0.00
11942	IM 0252-038	4,362,896.26	648,810.50	0.00	335,989.45	3,378,096.31	0.00
11261	IM 0252-288	1,439,190.28	88,122.86	0.00	144,979.12	1,206,088.30	0.00
11631	IM 0252-300	98,190.96	12,795.63	85,395.33	0.00	0.00	0.00
11755	IM 0252-302	-101,963.77	0.00	0.00	0.00	-101,963.77	0.00
11765	IM 0252-303	571.79	0.00	0.00	61.79	510.00	0.00
11963	IM 0252-309	523,780.09	446,834.15	76,945.94	0.00	0.00	0.00
11964	IM 0252-310	496,033.21	496,033.21	0.00	0.00	0.00	0.00
12116	IM 0252-312	1,997,253.05	0.00	0.00	213,513.46	1,783,739.59	0.00
12194	IM 0252-315	97,111.77	96,916.51	195.26	0.00	0.00	0.00

PROJECT EXPENDITURES BY MAJOR FUNCTION  
June/FINAL, 1999

Run Date: Aug 1 1999  
Data Refresh Date: Jul 31 1999  
Effective Date: Jun 30 1999

PEMF

Proj	Proj No	Total	Prelim	ROW	Constr. Eng.	Construction	Other
12255	IM 0252-317	1,251,316.61	5,412.35	0.00	0.00	0.00	1,245,904.26
12282	IM 0252-318	37,879.26	37,879.26	0.00	0.00	0.00	0.00
12288	IM 0252-319	57,285.44	57,285.44	0.00	0.00	0.00	0.00
12522	IM 0252-321	133,658.24	133,658.24	0.00	0.00	0.00	0.00
12523	IM 0252-322	136,127.35	136,127.35	0.00	0.00	0.00	0.00
12524	IM 0252-323	225,929.58	225,929.58	0.00	0.00	0.00	0.00
12636	IM 0252-324	188,521.59	188,521.59	0.00	0.00	0.00	0.00
10125	IM 0253-116	22,750.00	0.00	0.00	0.00	22,750.00	0.00
10975	IM 0253-132	122,216.94	0.00	441.87	0.00	121,775.07	0.00
11576	IM 0253-141	650,052.46	0.00	37.00	69,539.60	580,475.86	0.00
11593	IM 0253-144	3,474,094.71	0.00	0.00	372,452.82	3,101,641.89	0.00
12109	IM 0253-154	305,935.43	0.00	0.00	32,829.05	273,106.38	0.00
12105	IM 0702-215	1,264,277.03	0.00	0.00	135,444.02	1,128,833.01	0.00
12354	IM 0702-218	45,061.77	6,435.38	0.00	4,144.89	34,481.50	0.00
11385	IM 0703-230	305,912.07	0.00	0.00	0.00	0.00	305,912.07
11350	IM 0703-231	141,872.28	0.00	0.00	15,174.28	126,698.00	0.00
12117	IM 0703-242	703,534.54	703,534.54	0.00	0.00	0.00	0.00
12256	IM 0703-244	292,986.71	7,173.87	0.00	0.00	0.00	285,812.84
12280	IM 0703-245	272,269.86	272,269.86	0.00	0.00	0.00	0.00
12314	IM 0703-246	136,714.96	0.00	0.00	0.00	0.00	136,714.96
12320	IM 0703-247	884,510.25	16,441.29	0.00	93,149.96	774,919.00	0.00
12323	IM 0703-248	40,516.65	40,516.65	0.00	0.00	0.00	0.00
10458	IM 0704-065	19,714,880.38	3,997.52	0.00	2,114,462.38	17,596,420.48	0.00
11206	IM 0704-176	11,185.88	0.00	0.00	1,195.25	9,990.63	0.00
11328	IM 0704-178	4,955,901.87	0.00	0.00	530,007.30	4,425,894.57	0.00
11691	IM 0704-182	840,993.40	0.00	0.00	90,242.45	750,750.95	0.00
11849	IM 0704-184	138,465.19	138,465.19	0.00	0.00	0.00	0.00
11850	IM 0704-185	4,421,491.46	96,452.16	0.00	464,082.71	3,860,956.59	0.00
11973	IM 0704-188	62,030.02	62,030.02	0.00	0.00	0.00	0.00
12281	IM 0704-190	69,016.60	69,016.60	0.00	0.00	0.00	0.00
11779	IM 0705-067	15.28	0.00	0.00	1.65	13.63	0.00
12104	IM 0705-069	407,598.92	0.00	0.00	43,553.04	364,045.88	0.00
11478	IM 0761-167	512,364.77	424,784.32	0.00	2,073.89	85,506.56	0.00
10827	IM 0831-065	366,426.86	0.00	0.00	39,320.21	327,106.65	0.00
12390	IM 0851-002	47,125.97	45,762.03	1,363.94	0.00	0.00	0.00
11594	IM 2254-056	4,138,398.41	5,049.71	0.00	437,665.91	3,695,682.79	0.00
12053	IM R400-065	859,106.79	0.00	0.00	92,260.32	766,846.47	0.00
12032	IM R600-094	1,032,034.95	18,059.89	0.00	108,805.80	905,169.26	0.00
12355	IM R600-113	57,429.61	57,429.61	0.00	0.00	0.00	0.00
	Subtotal	69,948,220.16	4,588,363.55	164,379.34	6,624,199.48	56,596,933.66	1,974,344.13 *
93270	IM(CX) 076-1(160)	1,501,478.29	692,132.71	809,345.58	0.00	0.00	0.00
	Subtotal	1,501,478.29	692,132.71	809,345.58	0.00	0.00	0.00 *
91024	IM-IR(CX) 025-1(121)	11,305.52	11,305.52	0.00	0.00	0.00	0.00
	Subtotal	11,305.52	11,305.52	0.00	0.00	0.00	0.00 *
11835	IMD 0704-183(A)	6,509,076.13	0.00	0.00	699,014.81	5,810,061.32	0.00
12183	IMD 0704-183(B)	3,432.17	3,432.17	0.00	0.00	0.00	0.00
	Subtotal	6,512,508.30	3,432.17	0.00	699,014.81	5,810,061.32	0.00 *
86019	IR 070-3(160)	4,996,683.84	26,523.58	0.00	533,821.66	4,436,338.60	0.00
	Subtotal	4,996,683.84	26,523.58	0.00	533,821.66	4,436,338.60	0.00 *
87014	IR(CX) 025-2(212)	3,471,455.87	3,471,455.87	0.00	0.00	0.00	0.00
87021	IR(CX) 025-2(216)	149,943.45	137,906.93	12,036.52	0.00	0.00	0.00
90023	IR(CX) 070-4(143)	13,878,227.56	0.00	0.00	27,180.00	13,851,047.56	0.00



COLORADO DEPARTMENT OF TRANSPORTATION

PROJECT EXPENDITURES BY MAJOR FUNCTION  
June/FINAL, 1999

Run Date: Aug 1 1999  
Data Refresh Date: Jul 31 1999  
Effective Date: Jun 30 1999

PEMF

Proj	Proj No	Total	Prelim	ROW	Constr. Eng.	Construction	Other
90087	IR(CX) 270-6(026)	1,194,512.90	1,071,446.11	123,066.79	0.00	0.00	0.00
	Subtotal	18,694,149.78	4,680,808.91	135,103.31	379,181.70	13,499,055.86	0.00 *
91033	IR-IM(CX) 025-3(110)	7,322,752.62	230,764.00	1,362,056.47	619,249.50	5,110,682.65	0.00
91034	IR-IM(CX) 025-3(111)	6,518,583.54	319,722.08	72,439.19	662,246.45	5,464,175.82	0.00
92018	IR-IM(CX) 025-3(113)	17,893,627.96	9,942.40	0.00	670,710.66	17,212,974.90	0.00
89100	IR-IM(CX) 070-4(145)	7,393,656.64	1,822,503.90	5,571,152.74	0.00	0.00	0.00
90085	IR-IM-NH(CX) 025-3(107)	3,150,403.84	1,948,386.44	1,202,017.40	0.00	0.00	0.00
88034	IR-IM-NH(CX) 070-4(130)	39,679.02	39,679.02	0.00	0.00	0.00	0.00
89028	IR-NH(CX) 025-2(234)	11,711.14	11,711.14	0.00	0.00	0.00	0.00
91023	IR-NH(CX) 025-2(252)	69,483.91	0.00	69,483.91	0.00	0.00	0.00
88035	IR-NH(CX) 225-4(046)	64,326.16	37,454.51	26,871.65	0.00	0.00	0.00
	Subtotal	42,464,224.83	4,420,163.49	8,304,021.36	1,952,206.61	27,787,833.37	0.00 *
11717	ITS 9608(001)	219,540.95	0.00	0.00	0.00	0.00	219,540.95
11718	ITS 9608(602)	24,378.03	0.00	0.00	0.00	0.00	24,378.03
12517	ITS 9808-001	30,739.22	0.00	0.00	0.00	0.00	30,739.22
12485	ITS 9808-003	12,737.28	0.00	0.00	0.00	0.00	12,737.28
12073	ITS SW00-099	7,340.09	0.00	0.00	0.00	0.00	7,340.09
12335	ITS SW00-123	117,924.12	0.00	0.00	0.00	0.00	117,924.12
12596	ITS SW00-136	43,780.45	687.78	0.00	0.00	0.00	43,092.67
12627	ITS SW00-138	27,549.12	0.00	0.00	0.00	0.00	27,549.12
	Subtotal	483,989.26	687.78	0.00	0.00	0.00	483,301.48 *
93338	IVH 9308(603)	4,861.13	4,861.13	0.00	0.00	0.00	0.00
10320	IVH 9308(604)	583,401.15	0.00	0.00	0.00	0.00	583,401.15
10703	IVH 9408(001)	20,373.02	0.00	0.00	0.00	0.00	20,373.02
10705	IVH 9408(004)	40,610.90	0.00	0.00	0.00	0.00	40,610.90
91865	IVH-MP 9108(001)	260,887.13	260,887.13	0.00	0.00	0.00	0.00
93352	IVHS 9308(602)	116,556.30	0.00	0.00	0.00	0.00	116,556.30
	Subtotal	1,026,689.63	265,748.26	0.00	0.00	0.00	760,941.37 *
85187	IXFU 470-1(058)	781,698.73	0.00	781,698.73	0.00	0.00	0.00
	Subtotal	781,698.73	0.00	781,698.73	0.00	0.00	0.00 *
12241	LTAP SW00-117	57,800.00	0.00	0.00	0.00	0.00	57,800.00
	Subtotal	57,800.00	0.00	0.00	0.00	0.00	57,800.00 *
90148	M 1471(003)	166,707.33	166,707.33	0.00	0.00	0.00	0.00
	Subtotal	166,707.33	166,707.33	0.00	0.00	0.00	0.00 *
11414	MC 016A-038	138,804.95	0.00	0.00	11,515.99	127,288.96	0.00
12338	MC 026A-002	43,322.79	5,604.50	0.00	37,718.29	0.00	0.00
11641	MC 029A-001	609.84	163.09	392.01	54.74	0.00	0.00
12046	MC 0703-239	203,405.45	0.00	0.00	0.00	0.00	203,405.45
12549	MC 0711-013	12,965.30	9,707.31	0.00	0.00	0.00	3,257.99
12767	MC 348A-006	29,155.40	0.00	0.00	0.00	29,155.40	0.00
10676	MC C320-001	349,575.90	27,235.55	0.00	34,476.68	286,804.74	1,058.93
10607	MC R200-015	29,421.03	0.00	0.00	7,463.94	17,461.31	4,495.78
11435	MC R200-046	822,673.46	609.53	0.00	67,842.19	753,802.02	419.72
12054	MC R600-095	6,289.08	6,289.08	0.00	0.00	0.00	0.00
12135	MC R600-100	484,589.22	0.00	0.00	51,810.23	432,778.99	0.00
12160	MC R600-101	29,927.32	0.00	0.00	7,573.49	22,353.83	0.00
12493	MC R600-123	665,167.81	2,925.26	0.00	73,069.83	589,172.72	0.00
	Subtotal	2,815,907.55	52,534.32	392.01	291,525.38	2,258,817.97	212,637.87 *
12569	MP 0703-254	9,576.21	0.00	0.00	0.00	0.00	9,576.21

COLORADO DEPARTMENT OF TRANSPORTATION

PEMF

PROJECT EXPENDITURES BY MAJOR FUNCTION  
June/FINAL, 1999

Run Date: Aug 1 1999  
Data Refresh Date: Jul 31 1999  
Effective Date: Jun 30 1999

Proj	Proj No	Total	Prelim	ROW	Constr. Eng.	Construction	Other
12920	MP 0142-036	18,776.61	0.00	0.00	1,890.96	0.00	16,885.65
10329	MP 0253-121	10,097.39	0.00	0.00	0.00	10,097.39	0.00
10955	MP 0703-220	4,708.00	0.00	0.00	0.00	0.00	4,708.00
10956	MP 0703-221	5,681.70	0.00	0.00	0.00	0.00	5,681.70
11271	MP 0703-228	-536.00	0.00	0.00	0.00	0.00	-536.00
12075	MP 0703-240	1,664.86	0.00	0.00	0.00	0.00	1,664.86
12077	MP 0703-241	53,095.88	0.00	0.00	0.00	0.00	53,095.88
11650	MP 6600-079	6,401.94	5,492.24	0.00	0.00	909.70	0.00
11904	MP C010-041	2,288.04	0.00	0.00	0.00	2,288.04	0.00
12303	MP C060-016	150,000.00	0.00	0.00	150,000.00	0.00	0.00
11032	MP R100-018	3,605.35	0.00	0.00	0.00	0.00	3,605.35
10627	MP R200-017	54,324.00	0.00	0.00	0.00	54,324.00	0.00
10629	MP R200-018	84,269.61	0.00	0.00	0.00	84,269.61	0.00
11404	MP R200-043	25,082.84	0.00	0.00	0.00	25,082.84	0.00
11436	MP R200-047	13,750.00	0.00	0.00	0.00	13,750.00	0.00
11752	MP R200-054	22,298.28	0.00	0.00	0.00	22,298.28	0.00
11797	MP R200-060	11,621.66	0.00	0.00	0.00	6,617.62	5,004.04
11844	MP R200-061	487,350.29	0.00	0.00	0.00	487,350.29	0.00
11907	MP R200-062	752,844.87	0.00	0.00	999.22	677,084.43	74,761.22
12254	MP R200-068	114,754.07	1,753.47	0.00	0.00	112,940.00	60.60
12367	MP R200-071	3,063,336.20	0.00	0.00	0.00	1,877,658.57	1,185,677.63
11886	MP R500-021	76,632.73	0.00	0.00	0.00	76,543.33	89.40
11887	MP R500-022	38,859.86	0.00	0.00	0.00	0.00	38,859.86
11935	MP R500-024	8,363.04	0.00	0.00	0.00	8,363.04	0.00
11967	MP R500-025	37,446.05	7,707.29	0.00	0.00	23,223.76	6,515.00
11968	MP R500-026	27,659.87	2,417.87	0.00	0.00	0.00	25,242.00
12348	MP R500-031	97,187.42	97,187.42	0.00	0.00	0.00	0.00
10351	MP R600-018	811,085.18	192,772.94	0.00	0.00	611,903.22	6,409.02
12243	MP R600-105	697,326.45	124,096.47	0.00	0.00	544,991.19	28,238.79
12152	MP SW00-106	132,750.00	0.00	0.00	0.00	0.00	132,750.00
12266	MP SW00-119	9,574.45	0.00	0.00	293.31	0.00	9,281.14
12382	MP SW00-126	404,613.95	0.00	0.00	0.00	91,786.32	312,827.63
12680	MP SW00-143	11.34	0.00	0.00	0.00	0.00	11.34
11758	MP SW00-085	175,458.26	0.00	0.00	40,317.10	0.00	135,141.16
	Subtotal	7,411,960.40	431,427.70	0.00	193,500.59	4,731,481.63	2,055,550.48 *
93111	MP-CX 99-0000-17	763,802.44	910.76	0.00	7.50	0.00	762,884.18
	Subtotal	763,802.44	910.76	0.00	7.50	0.00	762,884.18 *
91121	MR 8453(002)	-7.27	0.00	0.00	-7.27	0.00	0.00
	Subtotal	-7.27	0.00	0.00	-7.27	0.00	0.00 *
11361	MSI SW00-065	2,858.42	0.00	0.00	0.00	0.00	2,858.42
	Subtotal	2,858.42	0.00	0.00	0.00	0.00	2,858.42 *
86228	MU 0085(010)	19,273.98	16,927.91	2,346.07	0.00	0.00	0.00
	Subtotal	19,273.98	16,927.91	2,346.07	0.00	0.00	0.00 *
91094	MU-STU 0030(006)	2,219,197.82	0.00	2,081.47	237,521.10	1,979,595.25	0.00
	Subtotal	2,219,197.82	0.00	2,081.47	237,521.10	1,979,595.25	0.00 *
11600	NH 0021-022	245,057.99	0.00	0.00	26,206.46	218,851.53	0.00
12297	NH 0061-066	372,227.38	104,132.49	0.00	28,768.49	239,326.40	0.00
12023	NH 0062-011	56,285.16	56,285.16	0.00	0.00	0.00	0.00
11953	NH 0242-025	42,675.06	42,675.06	0.00	0.00	0.00	0.00
12391	NH 0242-028	9,790.83	9,790.83	0.00	0.00	0.00	0.00
11181	NH 0243-049	18,106.93	0.00	0.00	0.00	0.00	0.00

COLORADO DEPARTMENT OF TRANSPORTATION

PEMF

PROJECT EXPENDITURES BY MAJOR FUNCTION  
June/FINAL, 1999

Run Date: Aug 1 1999  
Data Refresh Date: Jul 31 1999  
Effective Date: Jun 30 1999

Proj	Proj No	Total	Prelim	ROW	Constr. Eng.	Construction	Other
11773	NH 0243-053	-954.41	0.00	0.00	-102.41	-852.00	0.00
12199	NH 0243-056	426,040.26	0.00	0.00	45,523.53	380,516.73	0.00
12412	NH 0243-058	267,609.28	267,609.28	0.00	0.00	0.00	0.00
11584	NH 0252-299	6,695,679.37	4,994,258.28	0.00	0.00	0.00	1,701,421.09
12150	NH 0253-156	776,651.02	0.00	0.00	0.00	0.00	776,651.02
12661	NH 030A-022	1,619.73	1,619.73	0.00	0.00	0.00	0.00
92414	NH 0341-038	460,917.31	11,032.91	12,585.63	46,795.94	390,502.83	0.00
90624	NH 0342-018	110,481.98	11,551.27	98,930.71	0.00	0.00	0.00
11272	NH 0342-025	151,795.02	0.00	0.00	16,257.16	135,537.86	0.00
11574	NH 0342-027	2,062,264.26	0.00	0.00	221,148.21	1,841,116.05	0.00
11864	NH 0342-029	5,556,439.72	0.00	0.00	596,689.76	4,959,749.96	0.00
12029	NH 0342-033	918,173.05	0.00	0.00	98,526.47	819,646.58	0.00
12245	NH 0401-014	510,383.89	32,908.55	0.00	51,236.50	426,238.84	0.00
12278	NH 0402-054	88,363.49	88,363.49	0.00	0.00	0.00	0.00
11578	NH 0403-022	585,987.80	585,987.80	0.00	0.00	0.00	0.00
11627	NH 0403-023	2,508,957.27	0.00	0.00	268,592.17	2,240,365.10	0.00
11944	NH 0403-026	978,531.23	802,783.78	0.00	175,747.45	0.00	0.00
11958	NH 0403-027	3,008.75	3,008.75	0.00	0.00	0.00	0.00
12154	NH 0403-031	30,706.14	30,706.14	0.00	0.00	0.00	0.00
12223	NH 0403-033	497.53	497.53	0.00	0.00	0.00	0.00
12418	NH 0403-035	10,213.14	10,213.14	0.00	0.00	0.00	0.00
12021	NH 0404-032	586.88	586.88	0.00	0.00	0.00	0.00
12283	NH 0404-033	3,419,959.09	105,364.04	0.00	355,679.61	2,958,915.44	0.00
12286	NH 0404-034	73,969.21	73,969.21	0.00	0.00	0.00	0.00
11323	NH 0405-021	462,132.12	0.00	0.00	49,559.08	412,573.04	0.00
12325	NH 0405-022	285,161.89	285,161.89	0.00	0.00	0.00	0.00
12530	NH 0451-005	669,470.35	0.00	0.00	71,838.94	597,631.41	0.00
11037	NH 0501-034	1,191,712.81	1,004,776.50	186,936.31	0.00	0.00	0.00
12247	NH 0501-039	2,425,612.76	62,255.22	0.00	253,605.05	2,109,752.49	0.00
10087	NH 0502-030	3,319.59	0.00	0.00	356.22	2,963.37	0.00
11446	NH 0502-038	604,050.16	0.00	0.00	64,586.43	539,463.73	0.00
12609	NH 0502-048	23,234.76	23,234.76	0.00	0.00	0.00	0.00
12529	NH 0503-056	1,191,303.49	0.00	0.00	127,835.34	1,063,468.15	0.00
12548	NH 0503-057	4,877.54	4,877.54	0.00	0.00	0.00	0.00
11841	NH 0504-031	584.98	584.98	0.00	0.00	0.00	0.00
12197	NH 0504-034	3,239,105.99	0.00	0.00	347,977.53	2,891,128.46	0.00
12392	NH 0505-032	16,475.12	16,475.12	0.00	0.00	0.00	0.00
12239	NH 0701-150	54,601.67	54,601.67	0.00	0.00	0.00	0.00
11071	NH 0702-198	2,977.05	0.00	0.00	318.11	2,658.94	0.00
11502	NH 0702-208	4,875,074.20	70,020.36	0.00	517,269.86	4,287,783.98	0.00
11708	NH 0702-209	1,906,813.49	28,185.99	1,500.00	201,440.34	1,675,687.16	0.00
11975	NH 0702-214	797,536.08	18,977.06	0.00	-34,336.18	812,895.20	0.00
12237	NH 0702-216	3,183,648.29	38,900.61	0.00	337,453.77	2,807,293.91	0.00
12238	NH 0702-217	55,417.40	55,417.40	0.00	0.00	0.00	0.00
11822	NH 0703-237	750,986.92	0.00	0.00	80,301.47	670,685.45	0.00
10785	NH 0761-164	145,743.25	145,861.88	-118.63	0.00	0.00	0.00
11204	NH 0762-038	1,361,063.29	50,837.13	2,671.00	140,309.96	1,167,245.20	0.00
12118	NH 0821-049	506,868.39	0.00	0.00	0.00	0.00	506,868.39
12269	NH 0821-051	1,424,478.39	1,267,273.16	157,205.23	0.00	0.00	0.00
12639	NH 0821-055	7,553.23	7,553.23	0.00	0.00	0.00	0.00
12187	NH 0831-076	1,184,183.54	0.00	0.00	127,071.32	1,057,112.22	0.00
12285	NH 083A-028	17,504.45	17,504.45	0.00	0.00	0.00	0.00
10606	NH 0852-067	191,130.51	0.00	0.00	20,562.82	170,567.69	0.00
11825	NH 0852-078	1,989,119.24	0.00	0.00	213,446.62	1,775,672.62	0.00
12287	NH 0853-038	12,698.38	12,698.38	0.00	0.00	0.00	0.00
12020	NH 0881-011	125,760.41	6,053.50	0.00	12,845.41	106,861.50	0.00
11211	NH 093A-004	1,548,780.51	4,754.85	38,811.60	161,473.56	1,343,740.50	0.00

PROJECT EXPENDITURES BY MAJOR FUNCTION  
June/FINAL, 1999

Run Date: Aug 1 1999  
Data Refresh Date: Jul 31 1999  
Effective Date: Jun 30 1999

PEMF

Proj	Proj No	Total	Prelim	ROW	Constr. Eng.	Construction	Other
11597	NH 1211-051	3,810.67	3,810.67	0.00	0.00	0.00	0.00
12779	NH 149A-017	634.25	634.25	0.00	0.00	0.00	0.00
10575	NH 1601-036	5,401,510.82	0.00	6,261.36	577,315.44	4,817,934.02	0.00
11524	NH 1601-040	819,277.49	9.08	0.00	87,541.02	731,727.39	0.00
11525	NH 1601-041	2,110.35	0.00	0.00	0.00	2,110.35	0.00
11604	NH 1601-043	970,154.75	125,970.34	0.00	90,609.38	753,575.03	0.00
11969	NH 1601-045	581,723.60	581,723.60	0.00	0.00	0.00	0.00
12778	NH 1601-049	264.27	264.27	0.00	0.00	0.00	0.00
10226	NH 1602-056	2,969.48	2,969.48	0.00	0.00	0.00	0.00
10578	NH 1602-058	2,204,851.87	175,645.79	827,469.51	129,048.80	1,072,687.77	0.00
12276	NH 2254-058	93,678.80	93,678.80	0.00	0.00	0.00	0.00
12196	NH 2852-006	139,693.43	139,693.43	0.00	0.00	0.00	0.00
11171	NH 2854-061	77,817.82	2,908.13	74,909.69	0.00	0.00	0.00
11546	NH 2854-063	6,454,998.04	0.00	0.00	692,376.83	5,762,621.21	0.00
11585	NH 2854-064	1,104,545.68	1,104,545.68	0.00	0.00	0.00	0.00
11845	NH 2854-065	1,520,982.00	108,228.68	1,412,753.32	0.00	0.00	0.00
11846	NH 2854-066	4,372,253.25	9,499.59	0.00	471,709.25	3,891,044.41	0.00
11847	NH 2854-067	306,451.21	64,712.10	241,739.11	0.00	0.00	0.00
11956	NH 2854-069	803,658.42	0.00	0.00	86,238.25	717,420.17	0.00
11957	NH 2854-070	5,454.51	5,454.51	0.00	0.00	0.00	0.00
12316	NH 2854-076	64,108.06	64,108.06	0.00	0.00	0.00	0.00
12357	NH 2854-077	171,435.98	0.00	0.00	18,406.19	153,029.79	0.00
12142	NH 2871-028	1,623,691.16	1,524.37	0.00	174,530.27	1,447,636.52	0.00
12381	NH 2872-013	159,118.42	159,118.42	0.00	0.00	0.00	0.00
91309	NH 2873-068	517,386.89	515,497.43	1,889.46	0.00	0.00	0.00
10309	NH 2873-070	384,417.74	0.00	0.00	41,185.28	343,232.46	0.00
10506	NH 2873-076	298,702.62	0.00	0.00	31,980.28	266,722.34	0.00
11325	NH 2873-086	321,081.00	0.00	0.00	34,308.36	286,772.64	0.00
11795	NH 2873-090	891,587.24	0.00	0.00	95,675.67	795,911.57	0.00
11917	NH 4701-087	2,457,250.84	485.24	0.00	263,779.04	2,192,986.56	0.00
12019	NH 4701-088	18,832.96	18,832.96	0.00	0.00	0.00	0.00
12324	NH 4701-089	19,441.77	19,441.77	0.00	0.00	0.00	0.00
12651	NH 4701-095	54,648.58	54,648.58	0.00	0.00	0.00	0.00
11529	NH 5502-029	45,101.32	4,651.18	40,450.14	0.00	0.00	0.00
12597	NH 5502-032	9,240.12	9,240.12	0.00	0.00	0.00	0.00
10577	NH C200-002	12,867.25	12,867.25	0.00	0.00	0.00	0.00
12136	NH R100-045	121,140.59	121,140.59	0.00	0.00	0.00	0.00
12435	NH R600-118	3,005.97	0.00	0.00	0.00	0.00	3,005.97
	Subtotal	88,680,903.83	13,810,654.37	3,103,994.44	7,421,627.98	61,356,680.57	2,987,946.47 *
92992	NH(CX) 024-3(040)	655.55	0.00	0.00	70.05	585.50	0.00
91029	NH(CX) 025-2(250)	22,440.39	0.00	22,440.39	0.00	0.00	0.00
91030	NH(CX) 025-2(251)	1,075.83	0.00	1,075.83	0.00	0.00	0.00
92961	NH(CX) 070-3(199)	10.06	10.06	0.00	0.00	0.00	0.00
93238	NH(CX) 119-2(003)	-9.77	-9.77	0.00	0.00	0.00	0.00
92976	NH(CX) 160-2(049)	1,817,183.58	0.00	1,651.17	194,160.66	1,621,371.75	0.00
92977	NH(CX) 160-2(050)	1,405,906.67	1,405,906.67	0.00	0.00	0.00	0.00
93084	NH(CX) 550-1(005)	2,550,988.39	763,737.07	824,629.80	103,296.13	859,325.39	0.00
	Subtotal	5,798,250.70	2,169,644.03	849,797.19	297,526.84	2,481,282.64	0.00 *
90040	NH-FC(CX) 285-4(039)	19,893.23	0.00	19,893.23	0.00	0.00	0.00
88230	NH-FCUCX 085-2(051)	2,201.66	0.00	2,201.66	0.00	0.00	0.00
91143	NH-IR(CX) 025-1(126)	7,997,524.07	3,490,184.55	4,507,339.52	0.00	0.00	0.00
91032	NH-IRCX 025-3(109)	3,270,014.94	3,027,518.09	242,496.85	0.00	0.00	0.00
93137	NH-NHD-I(TCP) 025-2(256)	-169,852.00	0.00	0.00	585,291.00	-755,143.00	0.00
	Subtotal	11,119,781.90	6,517,702.64	4,771,931.26	585,291.00	-755,143.00	0.00 *

COLORADO DEPARTMENT OF TRANSPORTATION

PROJECT EXPENDITURES BY MAJOR FUNCTION  
June/FINAL, 1999

Run Date: Aug 1 1999  
Data Refresh Date: Jul 31 1999  
Effective Date: Jun 30 1999

PEMF

Proj	Proj No	Total	Prelim	ROW	Constr. Eng.	Construction	Other
10602	NHD 0252-273	281,239.19	0.00	0.00	-241,316.45	522,555.64	0.00
10605	NHD 0252-274	3,189,282.23	0.00	0.00	341,512.50	2,847,769.73	0.00
	Subtotal	3,470,521.42	0.00	0.00	100,196.05	3,370,325.37	0.00 *
88204	NHIMIR(CX) 025-3(103)	4,851.10	82.73	4,768.37	0.00	0.00	0.00
	Subtotal	4,851.10	82.73	4,768.37	0.00	0.00	0.00 *
10592	NHS 025-1(136)	711,255.64	46,363.94	7,857.89	62,806.48	594,227.33	0.00
10747	NHS 0252-277	253.15	0.00	0.00	0.00	0.00	253.15
11598	NHS 0831-073	13,552.48	13,552.48	0.00	0.00	0.00	0.00
11970	NHS 1601-046	1,410,550.57	1,287,428.03	122,439.74	682.80	0.00	0.00
11595	NHS 4701-085	1,072,301.13	0.00	0.00	114,596.21	957,704.92	0.00
	Subtotal	3,207,912.97	1,347,344.45	130,297.63	178,085.49	1,551,932.25	253.15 *
12406	P 1C10-001	99,250.00	0.00	0.00	0.00	0.00	99,250.00
10763	P 1C51-003	298,949.50	0.00	0.00	0.00	0.00	298,949.50
12407	P 1C61-003	22,475.60	22,475.60	0.00	0.00	0.00	0.00
	Subtotal	420,675.10	22,475.60	0.00	0.00	0.00	398,199.50 *
86516	P 20-0005(005)	4,402.37	-8,767.41	0.00	0.00	0.00	13,169.78
11526	P 2C02-002	139,565.71	1,060.00	0.00	0.00	0.00	138,505.71
12179	P 2C05-002	76,988.00	0.00	0.00	0.00	0.00	76,988.00
12178	P 2C14-002	80,255.58	0.00	0.00	0.00	0.00	80,255.58
11882	P 2C29-001	18,701.23	0.00	0.00	0.00	8,132.04	10,569.19
11883	P 2C09-001	5,894.05	0.00	0.00	0.00	0.00	5,894.05
	Subtotal	325,806.94	-7,707.41	0.00	0.00	8,132.04	325,382.31 *
11670	P 3C08-003	270,235.21	7,335.02	0.00	43.99	0.00	262,856.20
11749	P 3C42-001	392,740.72	391,896.22	0.00	0.00	0.00	844.50
	Subtotal	662,975.93	399,231.24	0.00	43.99	0.00	263,700.70 *
92511	P 48-0005(059)	24,948.25	0.00	0.00	0.00	22,849.00	2,099.25
12031	P 4C03-005	626,372.11	4,844.81	1,340.98	0.00	56,652.96	563,533.36
11700	P 4C06-001	12,734.35	0.00	0.00	0.00	0.00	12,734.35
11872	P 4C06-002	94,877.90	970.52	0.00	3,933.98	0.00	89,973.40
	Subtotal	758,932.61	5,815.33	1,340.98	3,933.98	79,501.96	668,340.36 *
11737	P 5C20-004	266,013.83	0.00	0.00	0.00	0.00	266,013.83
11738	P 5C20-005	24,900.11	0.00	0.00	0.00	0.00	24,900.11
12155	P 5C30-002	27,968.69	0.00	0.00	0.00	0.00	27,968.69
12538	P 5C55-002	253.60	253.60	0.00	0.00	0.00	0.00
	Subtotal	319,136.23	253.60	0.00	0.00	0.00	318,882.63 *
11107	P 6C11-001	208,970.87	0.00	0.00	46.48	1,535.00	207,389.39
	Subtotal	208,970.87	0.00	0.00	46.48	1,535.00	207,389.39 *
10784	P HQ01-011	353,778.59	22,110.00	0.00	43.99	0.00	331,624.60
12037	P HQ01-017	3,607.30	0.00	0.00	0.00	3,607.30	0.00
12044	P HQ01-018	360,719.83	0.00	0.00	0.00	0.00	360,719.83
	Subtotal	718,105.72	22,110.00	0.00	43.99	3,607.30	692,344.43 *
10373	P R100-007	54,800.00	15,550.00	0.00	39,250.00	0.00	0.00
11028	P R100-012	14,068.42	0.00	0.00	0.00	0.00	14,068.42
12107	P R300-045	9,517.35	0.00	0.00	4,640.00	0.00	4,877.35
12682	P R300-056	6,777.00	0.00	0.00	0.00	0.00	6,777.00
10382	P R500-010	263.38	0.00	0.00	0.00	0.00	263.38

PEMF

PROJECT EXPENDITURES BY MAJOR FUNCTION  
June/FINAL, 1999

Run Date: Aug 1 1999  
Data Refresh Date: Jul 31 1999  
Effective Date: Jun 30 1999

Proj	Proj No	Total	Prelim	ROW	Constr. Eng.	Construction	Other
	Subtotal	85,426.15	15,550.00	0.00	43,890.00	0.00	25,986.15 *
12134 P	SW00-104	34,387.65	504.90	0.00	0.00	0.00	33,882.75
	Subtotal	34,387.65	504.90	0.00	0.00	0.00	33,882.75 *
12514 PARS	SW00-134	4,467.28	0.00	0.00	0.00	0.00	4,467.28
	Subtotal	4,467.28	0.00	0.00	0.00	0.00	4,467.28 *
10402 PLH	050-3(043)	429.73	429.73	0.00	0.00	0.00	0.00
11213 PLH	139A-023	32,722.32	32,722.32	0.00	0.00	0.00	0.00
	Subtotal	33,152.05	33,152.05	0.00	0.00	0.00	0.00 *
98900 Q	PROJECT CONTRA	12,791,190.84	92,212.94	0.00	10,572,413.54	1,796,259.35	330,305.01
	Subtotal	12,791,190.84	92,212.94	0.00	10,572,413.54	1,796,259.35	330,305.01 *
12289 RB	SW00-120	10,398,233.52	0.00	10,398,233.52	0.00	0.00	0.00
	Subtotal	10,398,233.52	0.00	10,398,233.52	0.00	0.00	0.00 *
10497 RRO	0141-011	-11,368.00	-11,368.00	0.00	0.00	0.00	0.00
10551 RRO	C070-007	1,750.63	1,750.63	0.00	0.00	0.00	0.00
10429 RRO	C170-001	660.96	660.96	0.00	0.00	0.00	0.00
10422 RRO	M765-002	-1,282.76	-1,282.76	0.00	0.00	0.00	0.00
	Subtotal	-10,239.17	-10,239.17	0.00	0.00	0.00	0.00 *
10423 RRP	0505-031	1,792.90	1,792.90	0.00	0.00	0.00	0.00
10285 RRP	131A-021	-135,652.75	-135,652.75	0.00	0.00	0.00	0.00
10043 RRP	C290-001	98,687.84	98,687.84	0.00	0.00	0.00	0.00
	Subtotal	-35,172.01	-35,172.01	0.00	0.00	0.00	0.00 *
10810 RRS	0852-068	1,462,024.87	126,703.25	0.00	143,183.45	1,192,138.17	0.00
	Subtotal	1,462,024.87	126,703.25	0.00	143,183.45	1,192,138.17	0.00 *
10008 SB	BY92-008	2,242.05	0.00	0.00	0.00	0.00	2,242.05
10338 SB	C093-003	13,219.10	0.00	0.00	0.00	0.00	13,219.10
10341 SB	C093-006	3,656.67	0.00	0.00	0.00	0.00	3,656.67
10342 SB	C093-007	32,740.00	0.00	0.00	0.00	0.00	32,740.00
10344 SB	C093-009	6,760.00	0.00	0.00	0.00	0.00	6,760.00
10345 SB	C093-010	2,190.00	0.00	0.00	0.00	0.00	2,190.00
10346 SB	C093-011	11,160.75	0.00	0.00	0.00	0.00	11,160.75
11020 SB	C095-001	557.94	0.00	0.00	0.00	0.00	557.94
11013 SB	C095-003	9,053.64	0.00	0.00	0.00	0.00	9,053.64
11016 SB	C095-006	1,802.16	0.00	0.00	0.00	0.00	1,802.16
11018 SB	C095-008	135,000.00	0.00	0.00	0.00	0.00	135,000.00
11019 SB	C095-009	17,584.49	0.00	0.00	0.00	0.00	17,584.49
11450 SB	C096-001	102,668.78	0.00	0.00	0.00	0.00	102,668.78
11451 SB	C096-002	18,226.30	0.00	0.00	0.00	0.00	18,226.30
11452 SB	C096-003	77,487.05	0.00	0.00	0.00	0.00	77,487.05
11455 SB	C096-006	7,077.06	0.00	0.00	0.00	0.00	7,077.06
11457 SB	C096-008	25,481.00	0.00	0.00	0.00	0.00	25,481.00
11460 SB	C096-011	5,675.77	0.00	0.00	0.00	0.00	5,675.77
11461 SB	C096-012	11,862.00	0.00	0.00	0.00	0.00	11,862.00
11462 SB	C096-013	20,000.00	0.00	0.00	0.00	0.00	20,000.00
11463 SB	C096-014	4,811.32	0.00	0.00	0.00	0.00	4,811.32
11466 SB	C096-017	10,000.00	0.00	0.00	0.00	0.00	10,000.00
11467 SB	C096-018	22,000.00	0.00	0.00	0.00	0.00	22,000.00
11468 SB	C096-019	6,477.00	0.00	0.00	0.00	0.00	6,477.00
11469 SB	C096-020	8,500.00	0.00	0.00	0.00	0.00	8,500.00

PROJECT EXPENDITURES BY MAJOR FUNCTION  
June/FINAL, 1999

Run Date: Aug 1 1999  
Data Refresh Date: Jul 31 1999  
Effective Date: Jun 30 1999

PEMF

Proj	Proj No	Total	Prelim	ROW	Constr. Eng.	Construction	Other
11810	SB CO97-001	65,851.45	0.00	0.00	0.00	0.00	65,851.45
11811	SB CO97-002	770.00	0.00	0.00	0.00	0.00	770.00
11812	SB CO97-003	12,694.00	0.00	0.00	0.00	0.00	12,694.00
11813	SB CO97-004	29,638.88	0.00	0.00	0.00	0.00	29,638.88
11814	SB CO97-005	41,458.81	0.00	0.00	0.00	0.00	41,458.81
11815	SB CO97-006	52,225.72	0.00	0.00	0.00	0.00	52,225.72
11816	SB CO97-007	14,490.00	0.00	0.00	0.00	0.00	14,490.00
11817	SB CO97-008	42,114.20	0.00	0.00	0.00	0.00	42,114.20
11818	SB CO97-010	6,239.96	0.00	0.00	0.00	0.00	6,239.96
11819	SB CO97-014	1,429.26	0.00	0.00	0.00	0.00	1,429.26
11820	SB CO97-018	2,193.00	0.00	0.00	0.00	0.00	2,193.00
12668	SB CO99-007	17,800.00	0.00	0.00	0.00	0.00	17,800.00
	Subtotal	843,138.36	0.00	0.00	0.00	0.00	843,138.36 *
11682	SHE 0404-032	225,391.28	17.07	0.00	24,119.84	201,254.37	0.00
12014	SHE 0502-042	21,381.00	21,381.00	0.00	0.00	0.00	0.00
10483	SHE 0661-002	-.72	0.00	0.00	-.72	0.00	0.00
12389	SHE 096A-031	5,930.93	5,930.93	0.00	0.00	0.00	0.00
12694	SHE 1602-072	211.42	211.42	0.00	0.00	0.00	0.00
12033	SHE 224A-002	799.61	799.61	0.00	0.00	0.00	0.00
10900	SHE C010-013	1,201.98	0.00	0.00	128.98	1,073.00	0.00
11223	SHE C010-023	210,368.18	0.00	0.00	22,487.36	187,880.82	0.00
11224	SHE C010-024	246,774.44	0.00	0.00	26,368.51	220,405.93	0.00
11225	SHE C010-025	265.89	265.89	0.00	0.00	0.00	0.00
11680	SHE C010-035	1,390,095.23	1,754.37	0.00	149,006.56	1,239,334.30	0.00
12242	SHE R100-047	202,214.84	0.00	0.00	21,658.36	180,556.48	0.00
12259	SHE R200-069	340,223.26	746.63	0.00	36,480.69	302,995.94	0.00
12602	SHE R200-076	30,547.86	30,547.86	0.00	0.00	0.00	0.00
12185	SHE R300-048	834,767.64	1,108.15	0.00	68,834.25	764,825.24	0.00
12207	SHE R300-050	282,425.30	7,017.23	0.00	29,553.23	245,854.84	0.00
12544	SHE R300-054	4,700.60	4,700.60	0.00	0.00	0.00	0.00
12545	SHE R300-055	3,011.54	3,011.54	0.00	0.00	0.00	0.00
12450	SHE R500-033	2,390.60	2,390.60	0.00	0.00	0.00	0.00
12377	SHE R600-115	1,282.30	1,282.30	0.00	0.00	0.00	0.00
	Subtotal	3,803,983.18	81,165.20	0.00	378,637.06	3,344,180.92	0.00 *
12163	SHO 2873-094	1,242.62	1,242.62	0.00	0.00	0.00	0.00
11222	SHO C010-022	342,795.94	17,622.40	0.00	0.00	325,173.54	0.00
12162	SHO M040-005	1,332.74	1,332.74	0.00	0.00	0.00	0.00
12161	SHO M055-007	1,643.27	1,643.27	0.00	0.00	0.00	0.00
10054	SHO M240-002	232.90	0.00	0.00	232.90	0.00	0.00
10781	SHO M555-004	246,388.65	0.00	0.00	0.00	246,388.65	0.00
11802	SHO M830-010	26,776.12	0.00	0.00	0.00	26,776.12	0.00
	Subtotal	620,412.24	21,841.03	0.00	232.90	598,338.31	0.00 *
11966	SIB SB97-001	125,000.00	0.00	0.00	0.00	0.00	125,000.00
12133	SIB SW00-103	96,348.49	0.00	0.00	0.00	0.00	96,348.49
	Subtotal	221,348.49	0.00	0.00	0.00	0.00	221,348.49 *
11932	SP 0252-306	16,256,621.97	0.00	0.00	1,746,607.98	14,510,013.99	0.00
11933	SP 0252-307	8,747,589.33	7,776.54	0.00	943,039.05	7,796,773.74	0.00
11918	SP 0253-150	8,697,307.35	729.97	0.00	932,663.66	7,763,913.72	0.00
11951	SP 0253-153	3,513,940.30	5,449.58	0.00	378,145.66	3,130,345.06	0.00
12027	SP 0403-028	1,702,099.56	2,099.56	0.00	0.00	1,700,000.00	0.00
11931	SP 0471-021	9,786,458.33	3,867.19	0.00	1,050,642.03	8,731,949.11	0.00
11764	SP 0501-036	8,752,251.46	547,927.05	0.00	881,220.31	7,323,104.10	0.00
11838	SP 0501-037	1,008,611.57	105.44	0.00	108,251.45	900,254.68	0.00

COLORADO DEPARTMENT OF TRANSPORTATION

PROJECT EXPENDITURES BY MAJOR FUNCTION  
June/FINAL, 1999

Run Date: Aug 1 1999  
Data Refresh Date: Jul 31 1999  
Effective Date: Jun 30 1999

PEMF

Proj	Proj No	Total	Prelim	ROW	Constr. Eng.	Construction	Other
12540	SP 0702-219	5,820.46	0.00	0.00	0.00	0.00	5,820.46
11507	SP 0704-187	8,061,341.50	1,388.54	0.00	865,277.66	7,194,675.30	0.00
12055	SP 0761-171	11,084,534.73	87.11	0.00	1,189,436.95	9,895,010.67	0.00
11667	SP 0821-044	11,019,733.64	187,957.28	0.00	1,165,502.48	9,666,273.88	0.00
11780	SP 0821-047	1,681,001.98	3,755.81	0.00	181,105.70	1,496,140.47	0.00
11948	SP 0831-074	3,537,788.99	0.00	0.00	379,692.20	3,158,096.79	0.00
11702	SP 2871-027	11,883,283.81	96.28	0.00	1,275,090.24	10,608,097.29	0.00
11703	SP 2872-011	6,242,288.98	1,528.53	0.00	669,303.60	5,571,418.85	38.00
11863	SP 4701-086	1,275,540.29	0.00	0.00	136,655.10	1,138,885.19	0.00
	Subtotal	113,256,214.25	762,768.88	0.00	11,902,634.07	100,584,952.84	5,858.46 *
11376	SPR 0003-034	15,780.52	0.00	0.00	0.00	0.00	15,780.52
11920	SPR 0003-054	289,894.46	0.00	0.00	0.00	0.00	289,894.46
11877	SPR PL98-001	1,307,397.34	0.00	0.00	0.00	0.00	1,307,397.34
11428	SPR PR96-004	25,000.00	0.00	0.00	0.00	0.00	25,000.00
11876	SPR PR98-001	30,478.65	0.00	0.00	0.00	0.00	30,478.65
12260	SPR(A) PR99-001	413,361.20	0.00	0.00	0.00	0.00	413,361.20
11945	SPR(B) PR98-001	127,092.21	0.00	0.00	0.00	0.00	127,092.21
12261	SPR(B) PR99-002	2,523,103.77	0.00	0.00	0.00	0.00	2,523,103.77
11946	SPR(C) PR98-001	65,058.80	0.00	0.00	0.00	0.00	65,058.80
12262	SPR(C) PR99-003	1,651,359.18	0.00	0.00	0.00	0.00	1,651,359.18
11947	SPR(D) PR98-001	119,755.29	0.00	0.00	0.00	0.00	119,755.29
12263	SPR(D) PR99-004	1,988,216.47	0.00	0.00	0.00	0.00	1,988,216.47
	Subtotal	8,556,497.89	0.00	0.00	0.00	0.00	8,556,497.89 *
88175	SR-STR(CX) 0105(004)	324,687.75	322,277.83	2,409.92	0.00	0.00	0.00
91057	SR-STR(CX) 0135(012)	51,034.57	17,677.94	33,356.63	0.00	0.00	0.00
	Subtotal	375,722.32	339,955.77	35,766.55	0.00	0.00	0.00 *
12578	SRP C120-009	239.80	239.80	0.00	0.00	0.00	0.00
12579	SRP C120-010	285.45	285.45	0.00	0.00	0.00	0.00
12580	SRP C470-013	43.87	43.87	0.00	0.00	0.00	0.00
12581	SRP C470-014	43.87	43.87	0.00	0.00	0.00	0.00
11732	SRP 018A-003	1,822.40	1,822.40	0.00	0.00	0.00	0.00
12138	SRP 0362-020	57.22	57.22	0.00	0.00	0.00	0.00
11023	SRP 065A-016	58,264.99	58,264.99	0.00	0.00	0.00	0.00
12139	SRP 086A-030	135,652.75	135,652.75	0.00	0.00	0.00	0.00
12576	SRP 086A-032	57.22	57.22	0.00	0.00	0.00	0.00
12577	SRP 094A-030	76.31	76.31	0.00	0.00	0.00	0.00
10986	SRP 1191-012	40,072.19	40,072.19	0.00	0.00	0.00	0.00
11609	SRP C030-011	159.54	159.54	0.00	0.00	0.00	0.00
11610	SRP C030-012	1,945.01	1,945.01	0.00	0.00	0.00	0.00
11831	SRP C030-015	964.38	964.38	0.00	0.00	0.00	0.00
11832	SRP C030-016	915.28	915.28	0.00	0.00	0.00	0.00
11606	SRP C060-011	1,490.66	1,490.66	0.00	0.00	0.00	0.00
11608	SRP C060-012	853.89	853.89	0.00	0.00	0.00	0.00
12584	SRP C060-023	59.73	59.73	0.00	0.00	0.00	0.00
11605	SRP C070-015	251.14	251.14	0.00	0.00	0.00	0.00
11677	SRP C110-008	2,586.24	2,586.24	0.00	0.00	0.00	0.00
12121	SRP C280-004	38.16	38.16	0.00	0.00	0.00	0.00
10994	SRP M150-001	2,897.24	2,897.24	0.00	0.00	0.00	0.00
12144	SRP M245-002	322.76	322.76	0.00	0.00	0.00	0.00
12137	SRP M286-003	22.04	22.04	0.00	0.00	0.00	0.00
12384	SRP M286-004	79.35	79.35	0.00	0.00	0.00	0.00
10895	SRP M320-005	3,879.31	3,879.31	0.00	0.00	0.00	0.00
11891	SRP M331-003	83.58	83.58	0.00	0.00	0.00	0.00
10880	SRP M455-021	1,114.4	1,114.4	0.00	0.00	0.00	0.00



COLORADO DEPARTMENT OF TRANSPORTATION

PROJECT EXPENDITURES BY MAJOR FUNCTION  
June/FINAL, 1999

Run Date: Aug 1 1999  
Data Refresh Date: Jul 31 1999  
Effective Date: Jun 30 1999

PEMF

Proj	Proj No	Total	Prelim	ROW	Constr. Eng.	Construction	Other
10990	SRP M455-025	159.54	159.54	0.00	0.00	0.00	0.00
11607	SRP M455-034	797.72	797.72	0.00	0.00	0.00	0.00
11829	SRP M455-035	79.77	79.77	0.00	0.00	0.00	0.00
11830	SRP M455-036	79.77	79.77	0.00	0.00	0.00	0.00
10992	SRP M470-004	1,003.84	1,003.84	0.00	0.00	0.00	0.00
10987	SRP M735-002	63,569.41	63,569.41	0.00	0.00	0.00	0.00
	Subtotal	319,013.97	319,013.97	0.00	0.00	0.00	0.00 *
11707	STA 0061-062	183,203.57	180,382.21	2,821.36	0.00	0.00	0.00
10739	STA 0061-063	3,220,392.40	50,250.84	8,212.05	339,297.52	2,822,631.99	0.00
12257	STA 0061-065	48,909.14	48,909.14	0.00	0.00	0.00	0.00
12608	STA 006A-032	12,743.46	12,743.46	0.00	0.00	0.00	0.00
11923	STA 006a-029	948,063.75	486,608.92	30,697.84	46,223.28	384,533.71	0.00
11596	STA 0073-004	2,414.14	2,414.14	0.00	0.00	0.00	0.00
10582	STA 0092-014	2,577,320.37	916.32	0.00	275,854.63	2,300,549.42	0.00
11924	STA 009A-020	3,704,269.09	0.00	0.00	413,502.83	3,290,766.26	0.00
12361	STA 009A-021	47,578.19	0.00	0.00	0.00	0.00	47,578.19
12534	STA 009A-022	175,754.32	175,754.32	0.00	0.00	0.00	0.00
11783	STA 0251-143	145.55	0.00	0.00	15.55	130.00	0.00
12221	STA 0251-148	696,014.04	0.00	0.00	74,435.67	621,578.37	0.00
10251	STA 0252-268	5,137.26	5,137.26	0.00	0.00	0.00	0.00
11777	STA 0252-304	42,789.69	0.00	0.00	0.00	0.00	42,789.69
11793	STA 0252-305	210,756.34	0.00	0.00	0.00	0.00	210,756.34
10746	STA 0253-130	392,232.58	0.00	0.00	41,911.08	350,321.50	0.00
12102	STA 030A-021	480,497.42	0.00	0.00	51,560.79	428,936.63	0.00
12512	STA 0341-050	878.48	878.48	0.00	0.00	0.00	0.00
11203	STA 0361-049	813.61	813.61	0.00	0.00	0.00	0.00
11169	STA 0471-020	45,620.65	0.00	0.00	4,874.69	40,745.96	0.00
11784	STA 0504-030	1,539,426.09	0.00	0.00	164,491.77	1,374,934.32	0.00
11182	STA 050A-004	353,109.93	67,865.95	8,083.37	29,741.31	247,419.30	0.00
12537	STA 059A-024	61,163.52	0.00	0.00	6,563.28	54,600.24	0.00
92965	STA 0631-004	5,982,934.12	12,761.30	10,280.50	643,961.69	5,315,930.63	0.00
12198	STA 0711-012	1,962,065.57	0.00	0.00	209,909.82	1,752,155.75	0.00
12441	STA 0711-013	1,224,907.93	0.00	0.00	131,441.33	1,093,466.60	0.00
11950	STA 071A-012	3,439,279.85	0.00	0.00	364,289.51	3,074,990.34	0.00
10792	STA 0741-008	3,148.72	0.00	0.00	337.87	2,810.85	0.00
11974	STA 0741-010	2,014,027.94	0.00	0.00	216,219.17	1,797,808.77	0.00
12458	STA 0761-174	64,627.66	64,627.66	0.00	0.00	0.00	0.00
12321	STA 079A-009	3,241,107.34	40,314.24	213.29	343,445.60	2,857,134.21	0.00
10394	STA 082A-008	56,783.06	56,783.06	0.00	0.00	0.00	0.00
10178	STA 0831-060	618,489.40	96,050.72	0.00	151,172.56	371,266.12	0.00
92034	STA 085-2(046)	0.00	0.00	0.00	1,295.57	-1,295.57	0.00
11632	STA 0851-001	545,764.54	545,764.54	0.00	0.00	0.00	0.00
11984	STA 0852-079	28,683.35	410.81	2,600.00	2,754.84	22,917.70	0.00
12318	STA 0852-081	262,949.45	136,057.37	26,283.01	10,796.07	89,813.00	0.00
12319	STA 0852-082	50,242.81	50,242.81	0.00	0.00	0.00	0.00
10924	STA 0853-030	157,821.05	157,821.05	0.00	0.00	0.00	0.00
11733	STA 086A-028	2,104.55	0.00	1,542.60	60.05	501.90	0.00
12101	STA 086A-029	1,065,720.31	0.00	0.00	114,219.18	951,501.13	0.00
11955	STA 1151-009	24,786.36	24,293.89	492.47	0.00	0.00	0.00
12140	STA 115A-011	916,666.62	0.00	0.00	98,628.32	818,038.30	0.00
12312	STA 1192-008	29,955.01	29,955.01	0.00	0.00	0.00	0.00
12370	STA 1192-009	2,346.71	2,346.71	0.00	0.00	0.00	0.00
12388	STA 165A-005	15,052.42	15,052.42	0.00	0.00	0.00	0.00
12566	STA 165A-006	16,785.28	16,785.28	0.00	0.00	0.00	0.00
12372	STA 2873-100	27,278.37	27,278.37	0.00	0.00	0.00	0.00
12380	STA 2873-101	5,613.11	5,613.11	0.00	0.00	0.00	0.00

PROJECT EXPENDITURES BY MAJOR FUNCTION  
June/FINAL, 1999

Run Date: Aug 1 1999  
Data Refresh Date: Jul 31 1999  
Effective Date: Jun 30 1999

PEMF

Proj	Proj No	Total	Prelim	ROW	Constr. Eng.	Construction	Other
11038	STA 348A-004	778,151.58	0.00	0.00	83,519.17	694,632.41	0.00
11389	STA 3851-011	2,787,906.47	0.00	0.00	299,880.93	2,488,025.54	0.00
11543	STA 3851-012	42,992.96	42,992.96	0.00	0.00	0.00	0.00
12487	STA 4701-092	6,081.14	6,081.14	0.00	0.00	0.00	0.00
11489	STA C060-008	119,830.49	85,901.98	33,928.51	0.00	0.00	0.00
10794	STA C330-003	8,460.60	-15,596.55	0.00	0.00	8,460.60	15,596.55
11716	STA M086-023	-0.01	0.00	0.00	0.00	0.00	-0.01
11549	STA R100-034	381,588.79	0.00	0.00	40,824.29	340,764.50	0.00
11823	STA R100-038	283,693.31	0.00	0.00	30,338.31	253,355.00	0.00
11906	STA R100-040	11,769.88	11,769.88	0.00	0.00	0.00	0.00
11922	STA R100-041	809,903.52	19,659.49	0.00	84,798.78	705,445.25	0.00
12445	STA R100-050	122.29	122.29	0.00	0.00	0.00	0.00
11444	STA R300-033	-476.35	0.00	0.00	-51.35	-425.00	0.00
11487	STA R400-047	300,421.67	300,444.57	-22.90	0.00	0.00	0.00
11776	STA R600-086	777,144.49	0.00	0.00	83,287.39	693,857.10	0.00
12040	STA R600-094	287,670.75	0.00	0.00	0.00	0.00	287,670.75
12071	STA R600-097	269,797.65	9,668.70	0.00	27,947.44	232,181.51	0.00
12166	STA R600-102	229,792.65	0.00	0.00	24,636.04	205,156.61	0.00
12434	STA R600-117	360,001.08	0.00	0.00	0.00	0.00	360,001.08
11573	STA SW00-075	-8,800.00	0.00	0.00	0.00	0.00	-8,800.00
11827	STA SW00-087	437,183.70	0.00	0.00	0.00	0.00	437,183.70
12225	STA SW00-116	5,419,105.83	0.00	0.00	0.00	0.00	5,419,105.83
92028	STA(CX) 009-1(008)	21,398.79	21,398.79	0.00	0.00	0.00	0.00
91303	STA-STE-NH(CX) 024-3(041)	306,236.23	0.00	290,397.73	1,308.00	14,530.50	0.00
	Subtotal	50,138,352.63	2,797,276.25	415,529.83	4,413,492.98	35,700,171.45	6,811,882.12 *
93180	STE 000S(007)	2,577.34	0.00	0.00	0.00	0.00	2,577.34
93176	STE 0050(002)	-2,245.41	-2,073.16	0.00	-4,232.25	4,060.00	0.00
11994	STE C010-043	22,980.52	22,980.52	0.00	0.00	0.00	0.00
11995	STE C010-044	295.20	295.20	0.00	0.00	0.00	0.00
11544	STE C060-009	-416.90	-416.90	0.00	0.00	0.00	0.00
11126	STE C080-009	85,905.18	0.00	0.00	-555.82	86,461.00	0.00
11118	STE C290-003	-215.39	0.00	0.00	-215.39	0.00	0.00
10538	STE C330-001	28.47	-5,977.86	0.00	0.00	6,006.33	0.00
11330	STE C330-006	-74.37	-74.37	0.00	0.00	0.00	0.00
10845	STE C370-001	-39.93	-39.93	0.00	0.00	0.00	0.00
11058	STE C390-001	106,480.61	10,000.00	0.00	0.00	96,480.61	0.00
10798	STE C410-001	-12.53	6,312.47	0.00	0.00	-6,325.00	0.00
11874	STE C500-003	89,125.36	-874.64	0.00	0.00	90,000.00	0.00
10840	STE C510-011	478,013.17	17,221.09	0.00	123.66	460,668.42	0.00
10539	STE C540-001	-1,095.24	-828.91	0.00	-266.33	0.00	0.00
11720	STE C540-007	-1,955.34	-1,955.34	0.00	0.00	0.00	0.00
12070	STE C570-004	125,537.74	13,037.74	0.00	0.00	112,500.00	0.00
12106	STE C570-005	143.34	143.34	0.00	0.00	0.00	0.00
11767	STE C570-033	-1,867.65	0.00	-1,867.65	0.00	0.00	0.00
10540	STE C610-001	187,277.56	-15.53	0.00	-476.91	187,770.00	0.00
10834	STE C610-003	-191.60	-191.60	0.00	0.00	0.00	0.00
11927	STE C610-005	357,612.50	0.00	0.00	0.00	357,612.50	0.00
12067	STE M021-001	-12.45	-12.45	0.00	0.00	0.00	0.00
10487	STE M040-001	-948.43	-1,000.04	0.00	51.61	0.00	0.00
11221	STE M040-002	245.25	0.00	0.00	20.25	225.00	0.00
12003	STE M040-004	246.55	246.55	0.00	0.00	0.00	0.00
10477	STE M055-001	-921.92	-921.92	0.00	0.00	0.00	0.00
11219	STE M055-002	92,200.03	0.00	0.00	0.00	92,200.03	0.00
10396	STE M086-005	2,437.72	2,437.72	0.00	0.00	0.00	0.00
10717	STE M086-019	143,531.78	0.00	0.00	0.00	143,531.78	0.00
10919	STE M110-014	18,327.74	0.00	0.00	0.00	18,327.74	0.00

PROJECT EXPENDITURES BY MAJOR FUNCTION  
June/FINAL, 1999

Run Date: Aug 1 1999  
Data Refresh Date: Jul 31 1999  
Effective Date: Jun 30 1999

PEMF

Proj	Proj No	Total	Prelim	ROW	Constr. Eng.	Construction	Other
10921	STE M110-016	278,409.40	0.00	0.00	0.00	278,409.40	0.00
10922	STE M110-017	-12.46	0.00	-12.46	0.00	0.00	0.00
11050	STE M110-020	611,464.97	0.00	0.00	0.00	611,464.97	0.00
11890	STE M110-024	593,750.00	0.00	0.00	0.00	593,750.00	0.00
12048	STE M110-025	311.45	311.45	0.00	0.00	0.00	0.00
10855	STE M160-001	12,759.36	12,759.36	0.00	0.00	0.00	0.00
10714	STE M240-021	-703.28	-609.09	0.00	-94.19	0.00	0.00
11119	STE M240-026	7,158.74	7,158.74	0.00	0.00	0.00	0.00
11120	STE M240-027o	590,401.78	0.00	590,401.78	0.00	0.00	0.00
11643	STE M240-033	1,879.84	1,879.84	0.00	0.00	0.00	0.00
11009	STE M245-001	592,700.48	0.00	0.00	0.00	592,700.48	0.00
11557	STE M251-002	288,875.45	32,075.45	0.00	0.00	256,800.00	0.00
12065	STE M251-003	24,624.55	-12.45	0.00	0.00	24,637.00	0.00
11056	STE M256-003	176,246.00	0.00	0.00	0.00	176,246.00	0.00
12484	STE M286-005	850.52	850.52	0.00	0.00	0.00	0.00
11125	STE M300-002	376,970.00	376,970.00	0.00	0.00	0.00	0.00
10489	STE M356-005	-403.26	-403.26	0.00	0.00	0.00	0.00
12005	STE M356-011	2,243.31	2,139.86	103.45	0.00	0.00	0.00
12478	STE M356-013	48.56	48.56	0.00	0.00	0.00	0.00
10517	STE M405-001	-715.60	0.00	0.00	-715.60	0.00	0.00
12248	STE M405-007	106,581.19	0.00	0.00	0.00	106,581.19	0.00
11048	STE M455-027	44,000.00	0.00	0.00	0.00	44,000.00	0.00
11889	STE M455-037	93,228.36	16,892.80	0.00	0.00	76,335.56	0.00
12251	STE M455-041	86.47	86.47	0.00	0.00	0.00	0.00
10470	STE M475-002	-2,436.85	-2,260.44	0.00	-176.41	0.00	0.00
12592	STE M500-002	3.20	3.20	0.00	0.00	0.00	0.00
11220	STE M540-001	65,130.17	509.69	0.00	0.00	64,620.48	0.00
11059	STE M570-009	-49.78	-49.78	0.00	0.00	0.00	0.00
11998	STE M580-002	433,291.11	0.00	0.00	0.00	433,291.11	0.00
12250	STE M586-001	12,000.00	0.00	0.00	0.00	12,000.00	0.00
11501	STE M660-001	283,191.83	0.00	0.00	0.00	283,191.83	0.00
11558	STE M760-001	113,826.60	7,263.90	0.00	0.00	106,562.70	0.00
11288	STE M810-003	543,852.25	0.00	0.00	0.00	543,852.25	0.00
93347	STE M820-003	-2,662.74	-2,662.74	0.00	0.00	0.00	0.00
11275	STE M820-007	-32.37	0.00	0.00	-32.37	0.00	0.00
12069	STE M985-001	60,000.00	0.00	0.00	0.00	60,000.00	0.00
12004	STE M055-006	295.46	295.46	0.00	0.00	0.00	0.00
12600	STE R200-075	9,715.63	0.00	0.00	0.00	0.00	9,715.63
11915	STE R600-089	385,914.62	0.00	0.00	0.00	385,914.62	0.00
11174	STE SW00-052	262.26	0.00	0.00	1.56	260.70	0.00
11175	STE SW00-053	440,866.89	30,000.00	0.00	33,925.34	376,941.55	0.00
11199	STE SW00-059	105,763.80	0.00	0.00	0.00	0.00	105,763.80
12036	STE SW00-098	352,347.79	0.00	0.00	0.00	0.00	352,347.79
12168	STE SW00-109	903.71	903.71	0.00	0.00	0.00	0.00
12204	STE SW00-114	57,122.78	0.00	0.00	0.00	0.00	57,122.78
	Subtotal	8,363,031.09	542,443.23	588,625.12	27,357.15	6,677,078.25	527,527.34 *
12647	STIP SW00-142	11,185.75	0.00	0.00	0.00	0.00	11,185.75
	Subtotal	11,185.75	0.00	0.00	0.00	0.00	11,185.75 *
11808	STM 0142-031	136,827.36	0.00	0.00	0.00	136,827.36	0.00
11987	STM 2873-093	4,371.19	4,371.19	0.00	0.00	0.00	0.00
10662	STM M086-012	92,264.46	0.00	0.00	0.00	92,264.46	0.00
12051	STM M110-028	3,567.64	3,567.64	0.00	0.00	0.00	0.00
12052	STM M110-029	1,866.16	1,866.16	0.00	0.00	0.00	0.00
10531	STM M240-014	85,048.52	85,048.52	0.00	0.00	0.00	0.00
11447	STM M555-007	403,450.26	0.00	0.00	0.00	403,450.26	0.00

PROJECT EXPENDITURES BY MAJOR FUNCTION  
June/FINAL, 1999

Run Date: Aug 1 1999  
Data Refresh Date: Jul 31 1999  
Effective Date: Jun 30 1999

PEMF

Proj	Proj No	Total	Prelim	ROW	Constr. Eng.	Construction	Other
12500	STM M555-010	174.11	174.11	0.00	0.00	0.00	0.00
11736	STM M830-009	43,862.41	116.98	0.00	0.00	43,745.43	0.00
11801	STM R400-059	8,067.28	0.00	0.00	0.00	0.00	8,067.28
	Subtotal	779,499.39	95,144.60	0.00	0.00	676,287.51	8,067.28 *
12504	STP SW00-132	24,460.31	0.00	0.00	0.00	0.00	24,460.31
12505	STP SW00-133	9,908.17	0.00	0.00	0.00	0.00	9,908.17
	Subtotal	34,368.48	0.00	0.00	0.00	0.00	34,368.48 *
10581	STR 0061-059	938,637.25	0.00	575.56	100,339.72	837,721.97	0.00
11654	STR 0063-012	113,912.07	0.00	0.00	12,171.80	101,740.27	0.00
10856	STR 0343-013	1,883.06	0.00	0.00	202.06	1,681.00	0.00
10677	STR 0361-045	730,790.13	312,469.90	418,320.23	0.00	0.00	0.00
11651	STR 0362-017	1,409,820.57	0.00	0.00	150,645.54	1,259,175.03	0.00
11035	STR 0402-045	119,322.39	0.00	0.00	12,750.14	106,572.25	0.00
10211	STR 0821-029	3,488,258.73	1,227,894.29	2,260,364.44	0.00	0.00	0.00
11264	STR 0821-039	-205.11	0.00	0.00	-21.91	-183.20	0.00
12200	STR 0961-005	1,758,702.29	0.00	0.00	188,027.61	1,570,674.68	0.00
11442	STR 131A-023	137,259.63	134,212.92	3,046.71	0.00	0.00	0.00
12527	STR 131A-026	13,541.10	13,541.10	0.00	0.00	0.00	0.00
11503	STR 135A-016	2,447,144.39	0.00	0.00	262,173.82	2,184,970.57	0.00
12236	STR 135A-018	250,675.44	249,831.22	844.22	0.00	0.00	0.00
12188	STR 2873-095	2,322,739.49	0.00	0.00	249,246.45	2,073,493.04	0.00
11322	STR 3852-004	2,256.19	0.00	0.00	241.09	2,015.10	0.00
11728	STR 3852-005	65,606.59	65,606.59	0.00	0.00	0.00	0.00
11656	STR C150-006	10,700.73	0.00	0.00	1,148.26	9,552.47	0.00
93016	STR(CX) 0119(039)	1,046.15	1,046.15	0.00	0.00	0.00	0.00
93110	STR(CX) 0133(022)	325,514.80	158,977.53	166,537.27	0.00	0.00	0.00
92968	STR(CX) 036-2(013)	-4,267.93	0.00	0.00	-457.98	-3,809.95	0.00
92421	STRCX-CXBRS 0144(016)	-21,405.13	0.00	0.00	0.00	-21,405.13	0.00
	Subtotal	14,111,932.83	2,163,579.70	2,849,688.43	976,466.60	8,122,198.10	0.00 *
11410	STS 0451-004	565,514.84	5,293.01	0.00	60,115.79	500,106.04	0.00
12631	STS 0504-036	9,656.99	9,656.99	0.00	0.00	0.00	0.00
12519	STS R600-126	28,172.16	28,172.16	0.00	0.00	0.00	0.00
93122	STS(CX) 0001(039)	22,729.41	0.00	0.00	2,428.69	20,300.72	0.00
	Subtotal	626,073.40	43,122.16	0.00	62,544.48	520,406.76	0.00 *
11163	STU 0021-020	735,228.04	132.44	68,801.03	71,250.61	595,043.96	0.00
10589	STU 002A-003	5,121.43	0.00	0.00	0.00	0.00	5,121.43
91168	STU 0030(007)	2,509,578.45	52,967.89	211,015.44	240,795.04	2,004,800.08	0.00
11472	STU 0242-020	-241.53	159.16	-400.69	0.00	0.00	0.00
12195	STU 0242-027	533,880.08	0.00	0.00	0.00	533,880.08	0.00
11416	STU 0252-294	7,334,687.20	2,741.89	14,883.07	818,815.14	6,498,247.10	0.00
11794	STU 0253-149	2,215.57	0.00	0.00	0.00	0.00	2,215.57
11633	STU 026A-001	3,129,330.26	515.13	1,095,935.60	218,052.45	1,814,827.08	0.00
92319	STU 030A-019	0.00	47.61	0.00	0.00	0.00	-47.61
12000	STU 0361-058	334,059.51	0.00	0.00	0.00	0.00	334,059.51
11875	STU 0703-238	23,691.81	0.00	0.00	0.00	0.00	23,691.81
12495	STU 0831-078	53,078.83	53,078.83	0.00	0.00	0.00	0.00
10590	STU 083A-026	377.84	0.00	0.00	0.00	0.00	377.84
10082	STU 086A-027	49,445.39	0.00	0.00	0.00	49,445.39	0.00
11471	STU 094A-029	28,646.49	1,408.49	0.00	0.00	27,238.00	0.00
93203	STU 2000(025)	449.88	449.88	0.00	0.00	0.00	0.00
12379	STU 2254-060	83,368.81	83,368.81	0.00	0.00	0.00	0.00
93089	STU 2262(001)	3,261.32	-26.64	0.00	0.00	0.00	0.00
11999	STU 285A-071	2,210.00	2,210.00	0.00	3,287.96	0.00	0.00

COLORADO DEPARTMENT OF TRANSPORTATION

PROJECT EXPENDITURES BY MAJOR FUNCTION  
June/FINAL, 1999

Run Date: Aug 1 1999  
Data Refresh Date: Jul 31 1999  
Effective Date: Jun 30 1999

PEMF

Proj	Proj No	Total	Prelim	ROW	Constr. Eng.	Construction	Other
10742	STU 2873-080	15,453.24	0.00	0.00	1,275.96	14,177.28	0.00
10916	STU C010-015	894,983.30	81,126.86	15,934.73	0.00	797,921.71	0.00
11162	STU C010-020	1,477,567.32	0.00	0.00	0.00	1,477,567.32	0.00
11993	STU C010-042	29,464.54	29,464.54	0.00	0.00	0.00	0.00
12298	STU C010-047	132,904.46	132,904.46	0.00	0.00	0.00	0.00
12467	STU C010-049	3,184.11	3,184.11	0.00	0.00	0.00	0.00
12468	STU C010-050	122.29	122.29	0.00	0.00	0.00	0.00
11663	STU C040-011	3,158.92	3,119.26	39.66	0.00	0.00	0.00
11664	STU C040-012	2,740.45	2,740.45	0.00	0.00	0.00	0.00
93330	STU C040-015	51,538.03	33,037.00	0.00	9,238.63	9,262.40	0.00
10105	STU C100-003	647.99	0.00	0.00	69.24	578.75	0.00
11911	STU C100-011	197,559.39	192,348.84	5,210.55	0.00	0.00	0.00
11912	STU C100-012	9,374.50	9,374.50	0.00	0.00	0.00	0.00
12471	STU C100-013	268.96	268.96	0.00	0.00	0.00	0.00
12466	STU C110-011	249.41	0.00	0.00	0.00	0.00	249.41
11473	STU C120-005	1,683,328.02	209,439.71	151,132.41	141,943.17	1,180,812.73	0.00
11705	STU M055-003	1,101.37	1,101.37	0.00	0.00	0.00	0.00
11913	STU M055-004	2,524.19	2,524.19	0.00	0.00	0.00	0.00
10727	STU M110-008	795.63	0.00	0.00	795.63	0.00	0.00
10078	STU M240-003	12,922.24	12,075.35	0.00	846.89	0.00	0.00
10532	STU M240-015	1,134.19	0.00	0.00	121.19	1,013.00	0.00
10644	STU M240-016	50.09	50.09	0.00	0.00	0.00	0.00
11150	STU M240-028	1,462,275.05	110,957.85	0.00	6,622.28	1,344,694.92	0.00
11660	STU M240-034	92,822.46	0.00	0.00	0.00	92,822.46	0.00
12176	STU M240-041	18,044.66	18,044.66	0.00	0.00	0.00	0.00
12716	STU M240-045	706.33	0.00	0.00	0.00	0.00	706.33
12717	STU M240-046	642.10	642.10	0.00	0.00	0.00	0.00
12002	STU M286-002	58,096.70	58,096.70	0.00	0.00	0.00	0.00
10107	STU M356-003	233,730.62	0.00	233,730.62	0.00	0.00	0.00
10496	STU M356-006	350,326.13	0.00	0.00	0.00	350,326.13	0.00
10700	STU M475-003	567,962.98	6,852.80	0.00	1,751.50	559,358.68	0.00
11187	STU M475-005	38,803.91	0.00	0.00	4,801.44	34,002.47	0.00
11997	STU M580-001	8,259.42	8,259.42	0.00	0.00	0.00	0.00
12475	STU M760-003	1,384.59	1,384.59	0.00	0.00	0.00	0.00
12486	STU M760-005	92.64	92.64	0.00	0.00	0.00	0.00
12001	STU M810-004	47,174.87	45,879.39	0.00	1,295.48	0.00	0.00
10646	STU M850-001	35,244.87	35,008.72	0.00	236.15	0.00	0.00
11002	STU M850-003	141.69	0.00	0.00	141.69	0.00	0.00
11665	STU M850-006	2,925.32	2,925.32	0.00	0.00	0.00	0.00
10749	STU R600-035	215,593.22	0.00	0.00	0.00	0.00	215,593.22
	Subtotal	22,483,699.38	1,198,089.46	1,796,282.42	1,521,340.45	17,386,019.54	581,967.51 *
11756	TBCG C280-003	646,250.00	0.00	0.00	0.00	646,250.00	0.00
11799	TBCG C470-007	500,000.00	0.00	0.00	0.00	500,000.00	0.00
	Subtotal	1,146,250.00	0.00	0.00	0.00	1,146,250.00	0.00 *
10598	TSS FY94-001	5,438.25	0.00	0.00	0.00	0.00	5,438.25
	Subtotal	5,438.25	0.00	0.00	0.00	0.00	5,438.25 *
Report Total		750,158,349.03	76,557,814.40	45,404,373.72	63,630,530.47	503,142,547.58	61,423,082.86

\* Designates Subtotals by Project Type

PROJECT EXPENDITURES BY MAJOR FUNCTION  
June/FINAL, 1999

Run Date: Aug 1 1999  
Data Refresh Date: Jul 31 1999  
Effective Date: Jun 30 1999

PEMF

Description	Total	Prelim. Eng.	R.O.W.	Constr. Eng.	Construction	Other
08 Other - Construction Work Plan	1,794,097.01	113.50	0.00	192,541.20	1,601,442.31	0.00
09 Maintenance Projects - Construction	204,168.95	0.00	0.00	156,285.55	47,883.40	0.00
B1 City Bridges	10,785,352.39	0.00	0.00	0.00	0.00	10,785,352.39
* B2 County Bridges	6,538,629.39	0.00	0.00	0.00	0.00	6,538,629.39
C Federal Aid - Local Advertise & Cons	3,587,045.67	320,676.59	16,038.18	2,571.44	2,297,349.04	950,410.42
D Ce Pool	-1,290,929.04	0.00	0.00	-1,291,054.04	0.00	125.00
E Training Project	-113,509.63	0.00	0.00	143.00	0.00	-113,652.63
F Federal Aid	427,681,057.87	58,366,658.42	31,011,066.82	33,014,172.75	299,027,568.66	6,261,591.22
G Maintenance Projects (Mc) - Construc	2,681,639.82	63,964.10	392.01	304,408.16	2,303,643.13	9,232.42
L Federal Aid - Local & Off Systems	21,601,034.30	4,050,348.23	387,832.44	566,380.23	14,534,937.61	2,061,535.79
M Maintenance Projects	8,275,328.97	432,477.65	0.00	43,508.09	4,735,895.41	3,063,447.82
N Federal Aid Special Purpose	9,254,238.88	347,398.05	0.00	33,892.97	468,526.95	8,404,420.91
O Other	19,344,499.14	714,969.35	4,232.31	10,572,418.87	1,824,996.35	6,227,882.26
P Property	3,534,417.20	458,233.26	1,340.98	47,958.44	92,776.30	2,934,108.22
R Reimbursable	2,470,296.20	758,072.71	13,247.42	588,384.55	524,265.40	586,326.12
S State Projects	224,899,491.34	11,043,718.54	13,970,223.56	19,398,919.26	175,683,263.02	4,803,366.96
T Transportation Projects	8,910,306.57	0.00	0.00	0.00	0.00	8,910,306.57
Y Pool / Annual Projects	1,184.00	1,184.00	0.00	0.00	0.00	0.00
	750,158,349.03	76,557,814.40	45,404,373.72	63,630,530.47	503,142,547.58	61,423,082.86

\* See note

## NOTE:

In fiscal year 1999, The Project Expenditure by Major Function Report total for the County Bridge (B2) fund does not accurately reflect all expenditures that effected this fund. There were two posting errors that caused the balance on the report to be understated. In early fiscal year 1999 an expense of \$264,000.00 was recorded without a project number and in period 13, a \$47,000.00 expense was recorded in the same manner. Since the project number was absent, the two expenses were not picked up in the sweep of the expenses to be included in the project report totals. The expenses however were included in the fund totals as proofed by the total of the General Ledger Detail Report. Please see the following detail. Also, these errors have been corrected in fiscal year 2000.

B2 Total expenses per PEMF:	\$6,538,629.39
Corrections:	\$ 264,000.00
	<u>\$ 47,000.00</u>
New B2 Total	\$6,849,629.39

These corrections changed the grand total of The Project Expenditure by Major Function Report from \$750,158,349.03 to \$750,469,349.03.

STATE OF COLORADO  
 COLORADO FINANCIAL REPORTING SYSTEM  
 GENERAL LEDGER DETAIL REPORT BY FUND WITHIN AGENCY  
 FOR STATE FISCAL YEAR 1999 - AS OF 06/30/99 FOR PERIOD 13  
 AGENCY: HAA COLO DEPT OF TRANSPORTATION

AGENCY CATEGORY: H COLO DEPT OF TRANSPORTATION  
 AGENCY CLASS: HA COLO DEPT OF TRANSPORTATION FUND: 730 HUT BRIDGE FUND - COUNTIES

ACCOUNT TYPE	BS ACCOUNT/ APPR CODE	REPT CATEGORY/ OBJECT/REV SOURCE	SUB-OBJ/SUB-REV	TRANSACTION ID	TRANS DATE	ACCEPT DATE	VENDOR/CUSTOMER	DESCRIPTION	DEBITS	CREDITS	BALANCE
01 ASSET	1100	OPERAT CASH								BEGINNING	117,445,509.51
01 ASSET	1100	OPERAT CASH					AUTO SYSTEM AUTO			BEGINNING	453,934.33-
							TOTAL REPT CATEGORY AUTO:				453,934.33-
01 ASSET	1100	OPERAT CASH					CONV CONVERSION			BEGINNING	237,760.00-
							TOTAL REPT CATEGORY CONV:				237,760.00-
01 ASSET	1100	OPERAT CASH					0254 ACCT PROJ &			BEGINNING	43,429,441.31-
							TOTAL REPT CATEGORY 0254:				43,429,441.31-
01 ASSET	1100	OPERAT CASH					0255 ACCT GENERAL			BEGINNING	60,431,837.61-
							TOTAL REPT CATEGORY 0255:				60,431,837.61-
							TOTAL BS ACCOUNT 1100:			BEGINNING	12,892,536.26
											12,892,536.26
											=====
										BEGINNING	12,892,536.26
											12,892,536.26
											=====
02 LIABILITIES	2000	WARRANTS PAY								BEGINNING	456,497.19
02 LIABILITIES	2000	WARRANTS PAY					0254 ACCT PROJ &			BEGINNING	266,528.46-
							TOTAL REPT CATEGORY 0254:				266,528.46-
02 LIABILITIES	2000	WARRANTS PAY					0255 ACCT GENERAL			BEGINNING	433,968.73-
							TOTAL REPT CATEGORY 0255:				433,968.73-
							TOTAL BS ACCOUNT 2000:			BEGINNING	244,000.00-
											244,000.00-
											=====
02 LIABILITIES	2100	VOUCH PAY								BEGINNING	207,880.70-



STATE OF COLORADO  
 COLORADO FINANCIAL REPORTING SYSTEM  
 GENERAL LEDGER DETAIL REPORT BY FUND WITHIN AGENCY  
 FOR STATE FISCAL YEAR 1999 - AS OF 06/30/99 FOR PERIOD 13  
 AGENCY: HAA COLO DEPT OF TRANSPORTATION

AGENCY CATEGORY: H COLO DEPT OF TRANSPORTATION  
 AGENCY CLASS: HA COLO DEPT OF TRANSPORTATION FUND: 730 HUT BRIDGE FUND - COUNTIES

ACCOUNT TYPE	BS ACCOUNT/ APPR CODE	REPT CATEGORY/ OBJECT/REV SOURCE	SUB-OBJ/SUB-REV	TRANS DATE	ACCEPT DATE	VENDOR/CUSTOMER	DESCRIPTION	DEBITS	CREDITS	BALANCE
02 LIABILITIES	2100	VOUCH PAY								
02 LIABILITIES	2100	VOUCH PAY	0254 ACCT PROJ &						BEGINNING	0.00
			TOTAL REPT CATEGORY 0254:							0.00
02 LIABILITIES	2100	VOUCH PAY	0255 ACCT GENERAL						BEGINNING	207,880.70
			TOTAL REPT CATEGORY 0255:							207,880.70
			TOTAL BS ACCOUNT 2100:						BEGINNING	0.00
										0.00
02 LIABILITIES	2101	CANC VOU PAY	0254 ACCT PROJ &						BEGINNING	0.00
			TOTAL REPT CATEGORY 0254:							0.00
			TOTAL BS ACCOUNT 2101:						BEGINNING	0.00
										0.00
02 LIABILITIES	2120	ACCT PAY OTH	0254 ACCT PROJ &						BEGINNING	0.00
JV HAA 99FED00699E	990630	990722	99 COUNTY BRDG FND ACC						330,759.00	
			TOTAL REPT CATEGORY 0254:						330,759.00	330,759.00-
			TOTAL BS ACCOUNT 2120:						BEGINNING	0.00
									330,759.00	330,759.00-
TOTAL ACCT TYPE 02:									BEGINNING	244,000.00-
									330,759.00	574,759.00-
03 FUND BALANCE	3130	RES ENCUMBRA	0254 ACCT PROJ &						BEGINNING	1,224,276.00-
SC HAA 988200015	990701	990712	BENT COUNTY				** DOCUMENT SUMMARY **	260,800.00		
SC HAA 988200020	990701	990712	CONEJOS COUNTY				** DOCUMENT SUMMARY **	262,000.00		
SC HAA 988200021	990701	990712	COSTILLA COUNTY				** DOCUMENT SUMMARY **	158,916.00		
SC HAA 988200030	990701	990712	FREMONT COUNTY				** DOCUMENT SUMMARY **	163,200.00		
SC HAA 988200050	990701	990712	MONTEZUMA COUNTY				** DOCUMENT SUMMARY **	37,760.00		
SC HAA 988200059	990701	990712	PUEBLO COUNTY COMMISSIO				** DOCUMENT SUMMARY **	140,000.00		
SC HAA 988200060	990701	990712	RIO BLANCO COUNTY				** DOCUMENT SUMMARY **	201,600.00		

STATE OF COLORADO  
 COLORADO FINANCIAL REPORTING SYSTEM  
 GENERAL LEDGER DETAIL REPORT BY FUND WITHIN AGENCY  
 FOR STATE FISCAL YEAR 1999 - AS OF 06/30/99 FOR PERIOD 13  
 AGENCY: HAA COLO DEPT OF TRANSPORTATION

AGENCY CATEGORY: H COLO DEPT OF TRANSPORTATION  
 AGENCY CLASS: HA COLO DEPT OF TRANSPORTATION FUND: 730 HUT BRIDGE FUND - COUNTIES

ACCOUNT TYPE	BS ACCOUNT/ APPR CODE	REPT CATEGORY/ OBJECT/REV SOURCE	SUB-OBJ/SUB-REV	DEBITS	CREDITS	BALANCE
03 FUND BALANCE	3130 RES ENCUMBRA	0254 ACCT PROJ &				
		TOTAL REPT CATEGORY 0254:		1,224,276.00		0.00
	TOTAL BS ACCOUNT 3130:			1,224,276.00	BEGINNING	1,224,276.00-
						0.00
03 FUND BALANCE	3160 RES STAT PUR	730C CURRENT CNTY			BEGINNING	12,050,122.88-
		TOTAL REPT CATEGORY 730C:				12,050,122.88-
03 FUND BALANCE	3160 RES STAT PUR	730F FUTURE CNTYS			BEGINNING	6,177,730.05-
		TOTAL REPT CATEGORY 730F:				6,177,730.05-
	TOTAL BS ACCOUNT 3160:				BEGINNING	18,227,852.93-
						18,227,852.93-
03 FUND BALANCE	3400 FB UNRES UND				BEGINNING	0.00
	TOTAL BS ACCOUNT 3400:				BEGINNING	0.00
						0.00
TOTAL ACCT TYPE 03:				1,224,276.00	BEGINNING	19,452,128.93-
						18,227,852.93-
21 ENCUMBRANCES	028 CO BR FUNDS	5110 GRANTS-CITIE	1N CITIES GRTS		BEGINNING	0.00
		TOTAL SUB OBJT/RSRC 1N:				0.00
		TOTAL OBJECT/RSRC 5110:			BEGINNING	0.00
						0.00
21 ENCUMBRANCES	028 CO BR FUNDS	5120 GRANT-COUNTI	1N COUNTY GRTS		BEGINNING	241,045.00
SC HAA 988200015	990701 990712	BENT COUNTY	BTSS-33.5-39-33			91,200.00
SC HAA 988200020	990701 990712	CONEJOS COUNTY	CON02.9E-17.0N			86,000.00
SC HAA 988200059	990701 990712	PUEBLO COUNTY COMMISSIO	PUCO0.8-205C			63,845.00

STATE OF COLORADO  
 COLORADO FINANCIAL REPORTING SYSTEM  
 GENERAL LEDGER DETAIL REPORT BY FUND WITHIN AGENCY  
 FOR STATE FISCAL YEAR 1999 - AS OF 06/30/99 FOR PERIOD 13  
 AGENCY: HAA COLO DEPT OF TRANSPORTATION

AGENCY CATEGORY: H COLO DEPT OF TRANSPORTATION  
 AGENCY CLASS: HA COLO DEPT OF TRANSPORTATION FUND: 730 HUT BRIDGE FUND - COUNTIES

ACCOUNT TYPE	BS ACCOUNT/ APPR CODE	REPT CATEGORY/ OBJECT/REV SOURCE	SUB-OBJ/SUB-REV	DEBITS	CREDITS	BALANCE
21 ENCUMBRANCES	028 CO BR FUNDS	5120 GRANT-COUNTI	1N COUNTY GRTS			
			TOTAL SUB OBJT/RSRC 1N:		241,045.00	0.00
			TOTAL OBJECT/RSRC 5120:		BEGINNING 241,045.00	241,045.00 0.00
			TOTAL APPR CODE 028:		BEGINNING 241,045.00	241,045.00 0.00
21 ENCUMBRANCES	029 CO BR FUNDS	5110 GRANTS-CITIE	1N CITIES GRTS		BEGINNING	907,076.00
SC HAA 988200015	990701 990712	BENT COUNTY	BTSS-33.5-39-33		169,600.00	
SC HAA 988200020	990701 990712	CONEJOS COUNTY	CON02.9E-17.0N		176,000.00	
SC HAA 988200021	990701 990712	COSTILLA COUNTY	CS242C-1.1-242		158,916.00	
SC HAA 988200030	990701 990712	FREMONT COUNTY	FRCO168-106		163,200.00	
SC HAA 988200050	990701 990712	MONTEZUMA COUNTY	830004202.80008		37,760.00	
SC HAA 988200060	990701 990712	RIO BLANCO COUNTY	RIOB-12-00.40		201,600.00	
			TOTAL SUB OBJT/RSRC 1N:		907,076.00	0.00
			TOTAL OBJECT/RSRC 5110:		BEGINNING 907,076.00	907,076.00 0.00
21 ENCUMBRANCES	029 CO BR FUNDS	5120 GRANT-COUNTI	1N COUNTY GRTS		BEGINNING	76,155.00
SC HAA 988200059	990701 990712	PUEBLO COUNTY COMMISSIO	PUCO0.8-205C		76,155.00	
			TOTAL SUB OBJT/RSRC 1N:		76,155.00	0.00
			TOTAL OBJECT/RSRC 5120:		BEGINNING 76,155.00	76,155.00 0.00
			TOTAL APPR CODE 029:		BEGINNING 983,231.00	983,231.00 0.00
TOTAL ACCT TYPE 21:					BEGINNING 1,224,276.00	1,224,276.00 0.00
22 EXPENDITURES	028 CO BR FUNDS	5120 GRANT-COUNTI	1N COUNTY GRTS		BEGINNING	6,518,870.39
JV HAA 99FED00699E	990630 990722	SEDGWICK HAASC98818006		52,000.00		

STATE OF COLORADO  
 COLORADO FINANCIAL REPORTING SYSTEM  
 GENERAL LEDGER DETAIL REPORT BY FUND WITHIN AGENCY  
 FOR STATE FISCAL YEAR 1999 - AS OF 06/30/99 FOR PERIOD 13  
 AGENCY: HAA COLO DEPT OF TRANSPORTATION

AGENCY CATEGORY: H COLO DEPT OF TRANSPORTATION  
 AGENCY CLASS: HA COLO DEPT OF TRANSPORTATION FUND: 730 HUT BRIDGE FUND - COUNTIES

ACCOUNT TYPE	BS ACCOUNT/ APPR CODE	REPT CATEGORY/ OBJECT/REV SOURCE	SUB-OBJ/SUB-REV	TRANSACTION ID	TRANS DATE	ACCEPT DATE	VENDOR/CUSTOMER	DESCRIPTION	DEBITS	CREDITS	BALANCE
22 EXPENDITURES	028 CO BR FUNDS	5120 GRANT-COUNTI	1N COUNTY GRTS								
JV HAA 99FED00699E	990630 990722							GARFIELD HAASC98818003	61,260.00		
JV HAA 99FED00699E	990630 990722							JEFFERSON HAAPO9881200	73,600.00		
JV HAA 99FED00699E	990630 990722							MONTROSE HAAPO98820005	9,539.00		
JV HAA 99FED00699E	990630 990722							SEDGWICK HAAPO98820006	47,000.00		
JV HAA 99FED00699E	990630 990722							SEDGWICK HAASC98818006	10,400.00		
JV HAA 99FED00699E	990630 990722							HUERFANO HAAPO98812003	76,960.00		
TOTAL SUB OBJT/RSRC 1N:									330,759.00		6,849,629.39
TOTAL OBJECT/RSRC 5120:									330,759.00	BEGINNING	6,518,870.39
											6,849,629.39
TOTAL APPR CODE 028:									330,759.00	BEGINNING	6,518,870.39
											6,849,629.39
TOTAL ACCT TYPE 22:									330,759.00	BEGINNING	6,518,870.39
											6,849,629.39
31 REVENUE	028 CO BR FUNDS	5900 INTERST INC	83 INT ON DEPST								
TOTAL SUB OBJT/RSRC 83:										BEGINNING	939,553.72-
TOTAL OBJECT/RSRC 5900:										BEGINNING	939,553.72-
											939,553.72-
TOTAL APPR CODE 028:										BEGINNING	939,553.72-
											939,553.72-
TOTAL ACCT TYPE 31:										BEGINNING	939,553.72-
											939,553.72-

REPORT ID: GNL04R  
 RUN TIME: 21:02

STATE OF COLORADO  
 COLORADO FINANCIAL REPORTING SYSTEM  
 GENERAL LEDGER DETAIL REPORT BY FUND WITHIN AGENCY  
 FOR STATE FISCAL YEAR 1999 - AS OF 07/31/98 FOR PERIOD 01

PAGE: 14437  
 RUN DATE: 08/15/98

AGENCY CATEGORY: H COLO DEPT OF TRANSPORTATION  
 AGENCY CLASS: HA COLO DEPT OF TRANSPORTATION

AGENCY: HAA COLO DEPT OF TRANSPORTATION  
 FUND: 730 HUT BRIDGE FUND - COUNTIES

ACCOUNT TYPE	BS ACCOUNT/ APPR CODE	REPT CATEGORY/ OBJECT/REV SOURCE	SUB-OBJ/SUB-REV	DEBITS	CREDITS	BALANCE
21 ENCUMBRANCES	028 CO BR FUNDS	5120 GRANT-COUNTI	1N COUNTY GRTS		BEGINNING	0.00
TOTAL ACCT TYPE 21:				17,943,017.46	484,649.64	17,458,367.82
22 EXPENDITURES	028 CO BR FUNDS	5120 GRANT-COUNTI	1N COUNTY GRTS		BEGINNING	0.00
JV ACA CX47186633	980721 980807	PITKIN COUNTY	CX 303 PV HAA 98000103		264,000.00	
PV HAA AV990000807	980731 980803	DOUGLAS COUNTY	DOU58A-00.56	132,000.00		
PV HAA AV990000808	980731 980803	PUEBLO COUNTY COMMISSIO	PUC00.81-702A	4,457.64		
PV HAA AV990000809	980731 980803	WASHINGTON COUNTY	WTNLL-02.75	180,800.00		
PV HAA 98R00103524	980714 980714	PITKIN COUNTY	40X-STRUCTURE PIT-002-	264,000.00		
PV HAA 99000100212	980730 980730	LAS ANIMAS COUNTY	LA18.3-28-9-36.	69,920.00		
PV HAA 99000100213	980730 980730	WASHINGTON COUNTY	WTN30-R.00	97,472.00		
			TOTAL SUB OBJT/RSRC 1N:	748,649.64	264,000.00	484,649.64
			TOTAL OBJECT/RSRC 5120:	748,649.64	BEGINNING 264,000.00	484,649.64
			TOTAL APPR CODE 028:	748,649.64	BEGINNING 264,000.00	484,649.64
TOTAL ACCT TYPE 22:				748,649.64	BEGINNING 264,000.00	484,649.64
31 REVENUE	028 CO BR FUNDS	5900 INTERST INC	83 INT ON DEPST		BEGINNING	0.00
JV WBA INTRO007107	980702 980813		INTEREST EARNED-JUL		93,908.00	
			TOTAL SUB OBJT/RSRC 83:		93,908.00	93,908.00
			TOTAL OBJECT/RSRC 5900:		BEGINNING 93,908.00	93,908.00
			TOTAL APPR CODE 028:		BEGINNING 93,908.00	93,908.00
TOTAL ACCT TYPE 31:					BEGINNING 93,908.00	93,908.00

STATE OF COLORADO  
 COLORADO FINANCIAL REPORTING SYSTEM  
 GENERAL LEDGER DETAIL REPORT BY FUND WITHIN AGENCY  
 FOR STATE FISCAL YEAR 1999 - AS OF 06/30/99 FOR PERIOD 13

AGENCY CATEGORY: H COLO DEPT OF TRANSPORTATION  
 AGENCY CLASS: HA COLO DEPT OF TRANSPORTATION

AGENCY: HAA COLO DEPT OF TRANSPORTATION  
 FUND: 730 HUT BRIDGE FUND - COUNTIES

ACCOUNT TYPE	BS ACCOUNT/ APPR CODE	REPT CATEGORY/ OBJECT/REV SOURCE	SUB-OBJ/SUB-REV	TRANSACTION ID	TRANS DATE	ACCEPT DATE	VENDOR/CUSTOMER	DESCRIPTION	DEBITS	CREDITS	BALANCE
22 EXPENDITURES	028 CO BR FUNDS	5120 GRANT-COUNTI	1N COUNTY GRTS								
JV HAA 99FED00699E	990630 990722							GARFIELD HAASC98818003	61,260.00		
JV HAA 99FED00699E	990630 990722							JEFFERSON HAAP09881200	73,600.00		
JV HAA 99FED00699E	990630 990722							MONTROSE HAAP098820005	9,539.00		
JV HAA 99FED00699E	990630 990722							SEDGWICK HAAP098820006	47,000.00		
JV HAA 99FED00699E	990630 990722							SEDGWICK HAASC98818006	10,400.00		
JV HAA 99FED00699E	990630 990722							HUERFANO HAAP098812003	76,960.00		
TOTAL SUB OBJT/RSRC 1N:									330,759.00		6,849,629.39
TOTAL OBJECT/RSRC 5120:									330,759.00	BEGINNING	6,518,870.39
											6,849,629.39
TOTAL APPR CODE 028:									330,759.00	BEGINNING	6,518,870.39
											6,849,629.39
TOTAL ACCT TYPE 22:									330,759.00	BEGINNING	6,518,870.39
											6,849,629.39
31 REVENUE	028 CO BR FUNDS	5900 INTERST INC	83 INT ON DEPST								
TOTAL SUB OBJT/RSRC 83:										BEGINNING	939,553.72-
TOTAL OBJECT/RSRC 5900:										BEGINNING	939,553.72-
											939,553.72-
TOTAL APPR CODE 028:										BEGINNING	939,553.72-
											939,553.72-
TOTAL ACCT TYPE 31:										BEGINNING	939,553.72-
											939,553.72-

COLORADO DEPARTMENT OF TRANSPORTATION

GE GRANT EXPENDITURES Run Date: Aug 1 1999  
 June/FINAL, 1999 Data Refresh Date: Jul 31 1999  
 Effective Date: Jun 30 1999

ApprCode	OrgnCode	GBLCode	Description	Total	Other
008S	Organization Total			1,037.87	1,037.87
008V	Organization Total			2,952.53	2,952.53
009Q	4127	Erie		20,344.00	20,344.00
009Q	Organization Total			20,344.00	20,344.00
009S	4019	Alamosa		4,160.00	4,160.00
	4139	Ft. Morgan		30,880.00	30,880.00
	4149	Greeley/Weld Cty Apt Auth		55,356.39	55,356.39
	4189	Jefferson County Apt. Auth		45,938.33	45,938.33
	4209	La Veta		27,497.70	27,497.70
	4289	Springfield		183,480.00	183,480.00
	4309	Telluride Reg. Apt. Auth		28,613.84	28,613.84
009S	Organization Total			375,926.26	375,926.26
037	Appropriation Total			410,948.51	410,948.51
128	009Q	4047	Buena Vista	10,290.00	10,290.00
		4067	Arapahoe Cnty-Airport Auth	582,092.02	582,092.02
		4177	Garfield County	4,276.56	4,276.56
		4197	Greeley Weld Cty-Aiport Auth	18,404.89	18,404.89
		4217	Holyoke	5,203.20	5,203.20
		4227	Huerfano County	4,620.00	4,620.00
		4247	La Junta	2,718.00	2,718.00
		4257	Lamar	61,319.31	61,319.31
	009Q	Organization Total		688,923.98	688,923.98
128	Appropriation Total			688,923.98	688,923.98
300	9824	971A	P&A-Personal Svces	183,431.25	183,431.25
		972A	P&A Fhwa-Personal Svces	5,763.29	5,763.29
		973A	Prog Mgmt-Al-Personal Svces	21,084.64	21,084.64
		974A	Prog Mgmt-Pt-Personal Svces	7,047.54	7,047.54
		975A	Prog Mgmt-Tr-Personal Svces	25,211.99	25,211.99
		976A	Prog Mgmt-Op-Personal Svces	21,891.41	21,891.41
		977A	Prog Mgmt-Mc-Personal Svces	2,576.81	2,576.81
		978A	Prog Mgmt-Cp-Personal Svces	775.70	775.70
	9824	Organization Total		267,782.63	267,782.63
	9834	9701	P&A Nhtsa-Ps	78,901.60	78,901.60
		9702	P&A Fhwa-Ps	258.27	258.27
		9703	Prog Mgmt-Al-Ps	5,792.19	5,792.19
		9704	Prog Mgmt-Pt-Ps	2,352.01	2,352.01
		9705	Prog Mgmt-Tr-Ps	11,379.42	11,379.42
		9706	Prog Mgmt-Op-Ps	6,235.56	6,235.56
		9707	Prog Mgmt-Mc-Ps	1,489.40	1,489.40
		9708	Prog Mgmt-Sa-Ps	3,972.45	3,972.45
	9834	Organization Total		110,380.90	110,380.90
300	Appropriation Total			378,163.53	378,163.53
301	9825	971B	P&A Nhtsa (Opr/Travel)	19,145.17	19,145.17
		972B	P&A Fhwa (Opr/Travel)	196.72	196.72
		973B	Pm - Al - Opr/Travel	468.75	468.75
		976B	Pm - Op - Opr/Travel	63.12	63.12

GE

GRANT EXPENDITURES  
June/FINAL, 1999

Run Date: Aug 1 1999  
Data Refresh Date: Jul 31 1999  
Effective Date: Jun 30 1999

ApprCode	OrgnCode	GBLCode	Description	Total	Other
301	9825	978B	Pm - Cp - Opr/Travel	.14	.14
		99PA	99 Trans Sfty Admin Accruals	291.00	291.00
		SUSP	98 402 Susp	6,266.23	6,266.23
	9825		Organization Total	26,431.13	26,431.13
9828	971D		P&A Nhtsa-Cap	920.93	920.93
9828			Organization Total	920.93	920.93
9835	97A1		Nhtsa P&A Opr/In-State Travel	13,153.27	13,153.27
	97A2		Fhwa P&A Opr/Travel	811.92	811.92
	97A3		P/M - Al - Opr/Travel	.12	.12
	97A4		P/M - Pt - Opr/Travel	98.41	98.41
	97A5		P/M - Tr - Opr/Travel	69.15	69.15
	97A6		P/M - Op - Opr/Travel	86.90	86.90
	97A7		P/M - Mc - Opr/Travel	32.77	32.77
	98PA		98402p&A Estimates	-9,078.65	-9,078.65
	SUSP		98 402 Susp	-2,322.01	-2,322.01
	9835		Organization Total	2,851.88	2,851.88
9838	97D1		Nhtsa P&A Out-State-Travel	435.37	435.37
9838			Organization Total	435.37	435.37
301			Appropriation Total	30,639.31	30,639.31
302	9826	971C	P&A Nhtsa-Ind	14,931.31	14,931.31
		972C	P&A Fhwa Ind	469.12	469.12
		973C	Prog Mgmt-Al-Ind	1,716.29	1,716.29
		974C	Prog Mgmt-Pt-Ind	573.67	573.67
		975C	Prog Mgmt-Tr-Ind	2,052.26	2,052.26
		976C	Prog Mgmt-Op-Ind	1,781.96	1,781.96
		977C	Prog Mgmt-Mc-Ind	209.74	209.74
		978C	Prog Mgmt-Cp-Ind	63.14	63.14
	9826		Organization Total	21,797.49	21,797.49
9836	97B1		Nhtsa P&A Indirects	6,422.59	6,422.59
	97B2		Fhwa P&A Indirects	21.03	21.03
	97B3		P/M - Al - Indirects	471.48	471.48
	97B4		P/M - Pt - Indirects	191.46	191.46
	97B5		P/M - Tr - Indirects	926.28	926.28
	97B6		P/M - Op - Indirects	507.58	507.58
	97B7		P/M - Mc - Indirects	121.25	121.25
	97B8		P/M - Sa - Indirects	19.59	19.59
	9836		Organization Total	8,681.26	8,681.26
302			Appropriation Total	30,478.75	30,478.75
303	9822	99ES	99402pl Estimates	21,549.35	21,549.35
		NC13	El Paso Cty So	1,592.09	1,592.09
		NC15	Pueblo Pd	1,926.00	1,926.00
		NC16	Adams Cty So	1,858.85	1,858.85
		NC17	Arvada Pd	1,719.40	1,719.40
		NC19	Douglas Cty So	801.14	801.14
		NC23	Longmont Pd	1,807.18	1,807.18
		NC25	Lamar P.D.	504.40	504.40
		NC27	Grand Junction Pd	600.00	600.00
		NC30	Northglenn Pd	763.55	763.55
			Organization Total	56.60	56.60



COLORADO DEPARTMENT OF TRANSPORTATION

GE

GRANT EXPENDITURES  
June/FINAL, 1999

Run Date: Aug 1 1999  
Data Refresh Date: Jul 31 1999  
Effective Date: Jun 30 1999

ApprCode	OrgnCode	GBLCode	Description	Total	Other
303	9822	NC36	Golden Pd	1,443.00	1,443.00
		NC37	Lafayette Pd	752.06	752.06
		NC39	Pueblo Cty So	877.56	877.56
		NC40	Sterling Pd	1,322.72	1,322.72
		NC43	Craig Pd	450.00	450.00
		NC44	Evans Pd	487.72	487.72
		NC48	Glenwood Springs Pd	417.53	417.53
		NC59	Sheridan Pd	587.60	587.60
		NC60	Woodland Park Pd	291.22	291.22
		NC62	Montrose P.D.	1,206.95	1,206.95
		NC66	Monument Pd	290.96	290.96
		NC67	Mountain View Pd	747.00	747.00
		NC68	Csp	14,180.60	14,180.60
		NC69	Parker P.D.	231.92	231.92
		NC71	Alamosa Pd	486.39	486.39
		NC72	Edgewater Pd	388.00	388.00
		NC74	Center Pd	425.95	425.95
	9822		Organization Total	59,475.78	59,475.78
9823	112A		Law Enforcement Training	27,103.27	27,103.27
	114A		Trial Techniques School	1,772.84	1,772.84
	116A		City Of Boulder P.D.	5,073.04	5,073.04
	117A		Governor'S Dui Task Force	4,626.48	4,626.48
	121A		Drug Recognition Expert Trng	49,543.43	49,543.43
	122A		Dre Software Program	11,394.20	11,394.20
	123A		Dre Tech Trans/Dui/Dre Conf	398.38	398.38
	211A		Larimer County S.O. - Pt	28,206.72	28,206.72
	212A		Englewood P.D.	58,433.71	58,433.71
	213A		Csp Dui Enforcement Prog	3,422.77	3,422.77
	214A		Accident Invest/Reconstru	33,832.31	33,832.31
	215A		Csp Saturation Enforcement	69,773.57	69,773.57
	216A		Douglas County S.O.	51,314.00	51,314.00
	217A		Denver P.D.	60,908.63	60,908.63
	218A		Summit County S.O.	-1,787.11	-1,787.11
	21A0		Golden P.D.	4,550.00	4,550.00
	21A1		Technology Transfer	3,005.73	3,005.73
	411A		Market Research/Proj Devel	23,873.40	23,873.40
	413A		Problem Identification	5,610.00	5,610.00
	511A		Technical Assistance	51,710.24	51,710.24
	517A		Work Zone Seminars	14,994.43	14,994.43
	611A		Operation Buckledown	31,531.26	31,531.26
	612A		Twist Campaign	15,426.48	15,426.48
	613A		Dept Public Health/Environ	77,457.17	77,457.17
	614A		Inner City Seatbelt Program	35,950.49	35,950.49
	615A		Denver Osteopathic Foundation	16,509.84	16,509.84
	616A		Pi&E Materials	27,876.60	27,876.60
	617A		Sixth Annual Sfty/Prev Conf	4,764.89	4,764.89
	618A		Buckle Up For Love	1,185.47	1,185.47
	619A		Technology Transfer	1,097.54	1,097.54
	712A		Mtrcyc Sfty Consultant	5,300.74	5,300.74
	811A		The Heat Is Still On	196,968.68	196,968.68
	812A		Do The Twist-Its The Law	55,596.37	55,596.37
	813A		Winter Driving Campaign	1.69	1.69
	814A		News They Can Use	1,965.70	1,965.70
	815A		1-888-477-Heat	277.50	277.50
	911A		Network Employers For Trf Sfty	5.16	5.16
	912A		Technology Transfer	7,695.87	7,695.87

GE

GRANT EXPENDITURES  
June/FINAL, 1999

Run Date: Aug 1 1999  
Data Refresh Date: Jul 31 1999  
Effective Date: Jun 30 1999

ApprCode	OrgnCode	GBLCode	Description	Total	Other
303	9823	951A	Denver Museum Natural History	8,533.13	8,533.13
		952A	Denver Osteopathic Foundation	5,160.74	5,160.74
		954A	Think First-Den Bicycle Sfty	2,389.46	2,389.46
		981A	Ps - Al - Ps/Opr/Travel	25,004.95	25,004.95
		982A	Ps - Pt - Ps/Opr/Travel	.12	.12
		983A	Ps - Ps - Ps/Opr/Travel	2,685.59	2,685.59
		984A	Ps - Tr - Ps/Opr/Travel	20,893.20	20,893.20
		985A	Ps - Op - Ps/Opr/Travel	30,958.64	30,958.64
		986A	Ps - Mc - Ps/Opr/Travel	1,752.36	1,752.36
		987A	Ps - Cp - Ps/Opr/Travel	1,038.59	1,038.59
		99ES	99402pl Estimates	312,604.22	312,604.22
	9823		Organization Total	1,398,392.49	1,398,392.49
9833	1102		Drug Recognition Expert Trng	2,151.71	2,151.71
	1103		Dre Software	1,640.00	1,640.00
	1104		Regional Dui/Dre Conference	9,659.10	9,659.10
	1105		Law Enforcement Trng	22,252.18	22,252.18
	1109		Dui Task Force	733.79	733.79
	2101		Adams County Sheriff'S Dept	40,761.00	40,761.00
	2102		Larimer County Sd	60,771.33	60,771.33
	2103		Csp-Pts	84,876.56	84,876.56
	2104		Accident Invest/Reconstruction	38,602.73	38,602.73
	2108		Csp Motorcycle Enf Team	69,402.98	69,402.98
	4102		Interlock Evaluation	19,800.10	19,800.10
	4103		Annual Seatbelt Survey	44,158.96	44,158.96
	4104		Market Research Project Dev	101,007.25	101,007.25
	4106		Technology Transfer - Tr	2,521.97	2,521.97
	5101		Technical Assistance	17,231.66	17,231.66
	5102		Town Studies	2,869.90	2,869.90
	5103		Town Signs	3,506.50	3,506.50
	5105		School Zone Safety	1,633.20	1,633.20
	5106		Hazardous Location Reviews	386.00	386.00
	5112		Seminars	5,994.09	5,994.09
	6101		Operation Buckledown	14,937.74	14,937.74
	6102		Naopc (Twist)	14,495.81	14,495.81
	6105		Train-The-Trainer	12,385.19	12,385.19
	6107		Denver Osteopathic Foundation	17,348.76	17,348.76
	6108		Castlewood Fire Protection Dis	9,800.00	9,800.00
	6109		Safety/Prevention Conference	2,987.02	2,987.02
	6110		Pub Info/Educ Materials	8,389.74	8,389.74
	6112		Technology Transfer-Op	1,612.00	1,612.00
	6113		Colo Safe Kids Coalition	4,500.00	4,500.00
	7041		Problem Id	3,369.95	3,369.95
	8101		The Heat Is Still On	135,037.91	135,037.91
	8102		Do The Twist-It'S The Law	25,287.95	25,287.95
	8103		Winter Driving Campaign	.32	.32
	8104		News They Can Use	790.00	790.00
	8105		1-888-477-Heat(Dui Toll Free)	70.42	70.42
	9103		Technology Transper - Cp	6,881.94	6,881.94
	9501		Museum Of Natural History-Ps	30,171.30	30,171.30
	9502		Den Osteopathic Foundation-Ps	22,800.00	22,800.00
	9801		Prog Supp-Al-Pot	-543.34	-543.34
	9802		Prog Supp-Pt-Pot	2,002.72	2,002.72
	9803		Prog Supp-Ps-Pot	3,488.01	3,488.01
	9804		Prog Supp-Tr-Pot	7,773.82	7,773.82
	9805		Prog Supp-Op-Pot	16,277.50	16,277.50
			Sub c-Po	14.40	84.00

COLORADO DEPARTMENT OF TRANSPORTATION

GE

GRANT EXPENDITURES  
June/FINAL, 1999

Run Date: Aug 1 1999  
Data Refresh Date: Jul 31 1999  
Effective Date: Jun 30 1999

ApprCode	OrgnCode	GBLCode	Description	Total	Other
303	9833	9807	Prog Supp-Sa-Pot	-377.52	-377.52
		9809	Prog Supp-Ya - Pot	7,073.41	7,073.41
		98ES	98402pl Estimates	-195,922.88	-195,922.88
	9833		Organization Total	683,443.18	683,443.18
	9837	98A4	P/S - Tr - Out State Travel	1,115.86	1,115.86
	9837		Organization Total	1,115.86	1,115.86
	9839	11NA	Colorado Springs Pd	9,696.01	9,696.01
		12NA	Arapahoe County So	1,080.37	1,080.37
		13NA	El Paso County So	4,448.12	4,448.12
		14NA	Lakewood Pd	3,494.90	3,494.90
		15NA	Pueblo Pd	2,563.00	2,563.00
		16NA	Adams County So	1,997.04	1,997.04
		17NA	Arvada Pd	2,186.44	2,186.44
		19NA	Douglas County So	2,012.06	2,012.06
		20NA	Ft. Collins Pd	4,708.72	4,708.72
		21NA	Greeley Pd	10,000.00	10,000.00
		22NA	Larimer County So	3,534.16	3,534.16
		23NA	Longmont Pd	2,040.58	2,040.58
		24NA	Thornton Pd	10,000.00	10,000.00
		25NA	Westminster Pd	6,000.00	6,000.00
		26NA	Englewood Pd	1,459.90	1,459.90
		27NA	Grand Junction Pd	2,130.00	2,130.00
		28NA	Littleton Pd	7,616.42	7,616.42
		29NA	Loveland Pd	3,150.00	3,150.00
		30NA	Northglenn Pd	2,533.57	2,533.57
		31NA	Wheatridge Pd	1,569.30	1,569.30
		36NA	Golden Pd	2,663.28	2,663.28
		37NA	Lafayette Pd	1,600.00	1,600.00
		38NA	Louisville Pd	6,500.00	6,500.00
		39NA	Pueblo County So	3,488.94	3,488.94
		40NA	Sterling Pd	4,518.40	4,518.40
		41NA	Routt County So	631.80	631.80
		43NA	Craig Pd	850.00	850.00
		44NA	Evans Pd	1,864.32	1,864.32
		46NA	Ft. Lupton Pd	2,675.37	2,675.37
		47NA	Ft. Morgan Pd	871.50	871.50
		48NA	Glenwood Springs Pd	648.99	648.99
		50NA	Palmer Lake Marshall'S Off	1,071.80	1,071.80
		52NA	Brush Pd	962.61	962.61
		53NA	Burlington Pd	658.86	658.86
		56NA	Kremmling Pd	600.00	600.00
		59NA	Sheridan Pd	651.59	651.59
		60NA	Woodland Park Pd	538.87	538.87
		61NA	Yuma Pd	1,537.50	1,537.50
		63NA	Erie Pd	400.00	400.00
		66NA	Monument Pd	493.16	493.16
		67NA	Mountain View Pd	1,102.50	1,102.50
		68NA	Csp	116,497.45	116,497.45
		71NA	Alamosa Police Dept	854.24	854.24
		72NA	Edgewater Police Dept	1,635.00	1,635.00
		74NA	Westminster P.D.	391.26	391.26
		75NA	Denver Pd	25,831.34	25,831.34
	9839		Organization Total	261,759.37	261,759.37

GRANT EXPENDITURES  
June/FINAL, 1999

Run Date: Aug 1 1999  
Data Refresh Date: Jul 31 1999  
Effective Date: Jun 30 1999

GE

ApprCode	OrgnCode	GBLCode	Description	Total	Other
303	Appropriation Total			2,404,186.68	2,404,186.68
304	9841	02LF	Arvada Pd	32,772.01	32,772.01
		03LF	Aurora Pd	28,375.67	28,375.67
		04LF	Boulder County Sheriff'S Offic	40,000.00	40,000.00
		05LF	Boulder Pd	25,995.50	25,995.50
		06LF	Buena Vista Police Dept	15,794.03	15,794.03
		07LF	Pueblo County Sheriff'S Off	29,303.66	29,303.66
		08LF	El Paso County So	20,832.22	20,832.22
		09LF	Evans Pd	10,999.45	10,999.45
		10LF	Castle Rock Pd	17,954.88	17,954.88
		11LF	Golden Police Dept	14,187.23	14,187.23
		12LF	Brighton Pd	15,672.25	15,672.25
		13LF	Central City Police Dept	15,668.75	15,668.75
		14LF	Florence Pd	6,433.60	6,433.60
		15LF	Arapahoe Cty So	22,578.47	22,578.47
		16LF	Black Hawk Pd	19,196.96	19,196.96
		17LF	Grand Junction Police Dept	18,560.80	18,560.80
		18LF	Denver Pd	79,067.18	79,067.18
		19LF	Douglas Cty So	26,987.65	26,987.65
		20LF	Greeley Police Department	26,922.13	26,922.13
		21LF	Lafayette Pd	26,222.29	26,222.29
		22LF	Larimer Cty So	17,189.90	17,189.90
		23LF	Littleton Pd	21,671.50	21,671.50
		24LF	Mesa County Sheriff'S Office	17,136.95	17,136.95
		25LF	Teller County So	18,136.97	18,136.97
		26LF	Windsor Police Dept	8,750.42	8,750.42
		27LF	Alamosa County So	18,782.41	18,782.41
		28LF	Burlington Police Dept	2,535.56	2,535.56
		29LF	Hinsdale County So	8,431.76	8,431.76
		30LF	Thornton Police Dept	34,614.60	34,614.60
		31LF	Garfield Cty So	29,016.32	29,016.32
		32LF	Longmont Pd	26,030.57	26,030.57
		33LF	Yuma Police Dept	13,640.00	13,640.00
		37LF	Pueblo Pd	36,179.60	36,179.60
		98LF	98 Leaf Estimates	-130,904.43	-130,904.43
	9841	Organization Total		614,736.86	614,736.86
304	Appropriation Total			614,736.86	614,736.86
305	9821	50LF	Arapahoe Cty S.O.	4,667.67	4,667.67
		51LF	Black Hawk P.D.	3,538.27	3,538.27
		52LF	Brighton P.D.	7,655.10	7,655.10
		53LF	Castle Tock P.D.	20,919.50	20,919.50
		54LF	Central City P.D.	3,841.00	3,841.00
		55LF	Douglas Cty S.O.	13,093.82	13,093.82
		56LF	Evans P.D.	2,726.33	2,726.33
		57LF	Florence P.D.	1,864.14	1,864.14
		58LF	Golden P.D.	3,712.01	3,712.01
		59LF	Grand Junction P.D.	3,036.90	3,036.90
		60LF	Greeley P.D.	9,476.26	9,476.26
		61LF	Lafayette P.D.	4,010.44	4,010.44
		62LF	Larimer Cty S.O.	224.59	224.59
		63LF	Littleton P.D.	7,683.19	7,683.19
		64LF	Mesa Cty S.O.	6,202.13	6,202.13
		65LF	Teller Cty S.O.	7,003.69	7,003.69
		66LF	Windsor	7.4	417

GE

GRANT EXPENDITURES  
June/FINAL, 1999

Run Date: Aug 1 1999  
Data Refresh Date: Jul 31 1999  
Effective Date: Jun 30 1999

ApprCode	OrgnCode	GBLCode	Description	Total	Other
305	9821	67LF	Alamosa Cty S.O.	5,556.27	5,556.27
		68LF	Burlington P.D.	2,076.75	2,076.75
		69LF	Denver P.D.	42,920.29	42,920.29
		70LF	Rifle P.D.	5,163.09	5,163.09
		71LF	Hinsdale Cty S.O.	3,000.00	3,000.00
		72LF	Longmont P.D.	9,361.28	9,361.28
		73LF	Pueblo P.D.	7,457.00	7,457.00
		74LF	Thornton P.D.	6,405.53	6,405.53
		75LF	Colorado Springs P.D.	15,350.30	15,350.30
		76LF	Durango P.D.	8,619.75	8,619.75
		77LF	Eagle County S.O.	7,796.67	7,796.67
		79LF	Ft. Lupton P.D.	397.31	397.31
		80LF	Gilpin County S.O.	5,110.69	5,110.69
		81LF	Monte Vista P.D.	3,324.97	3,324.97
		82LF	Montezuma Cty S.O.	5,590.66	5,590.66
		83LF	Northglenn P.D.	9,800.93	9,800.93
		84LF	Parker P.D.	7,023.26	7,023.26
		85LF	Pitkin County S.O.	4,422.00	4,422.00
		86LF	Sheridan P.D.	4,363.52	4,363.52
		88LF	Vail P.D.	372.30	372.30
		99LF	99 Leaf Estimates	141,053.19	141,053.19
	9821		Organization Total	396,238.29	396,238.29
305			Appropriation Total	396,238.29	396,238.29
306	9800	FARS	92 Fatal Accident Rptg System	49,718.94	49,718.94
	9800		Organization Total	49,718.94	49,718.94
	9801	TRAV	Fars Out Of State Travel	2,440.42	2,440.42
	9801		Organization Total	2,440.42	2,440.42
306			Appropriation Total	52,159.36	52,159.36
307	9843	810A	408-The Heat Is Still On	-29.29	-29.29
	9843		Organization Total	-29.29	-29.29
307			Appropriation Total	-29.29	-29.29
312	9829	131A	Bacchus/Gamma Peer Education	57,238.95	57,238.95
		132A	Y Adult Impaired Drv Prev Pg	31,217.65	31,217.65
		133A	Y/Y Adult Drv Under Influence	43,453.97	43,453.97
		988A	Ps - 410 - Ps/Opr/Travel	198,246.18	198,246.18
		99ET	99410al Estimates	26,176.25	26,176.25
	9829		Organization Total	356,333.00	356,333.00
	9831	1201	Interlock Evaluation	21,917.56	21,917.56
		1202	College/Univ. Peer Educ Prog	24,042.03	24,042.03
		1203	Dodge Chrysler D/D Simulator	4,510.00	4,510.00
		1204	Y/Y Adult Drv Under Influen Pr	92,907.62	92,907.62
		1206	Impaired Drv Prev Athletic	12,569.39	12,569.39
		1207	M/H Council Al/Drug Abuse	26,468.58	26,468.58
		1209	Substance Ab Prev/Intervent	46,244.92	46,244.92
		9808	Prog Supp-410-J7-Al-Pot	12,619.73	12,619.73
		98ET	98410al Estimates	-49,511.53	-49,511.53
	9831		Organization Total	191,768.30	191,768.30

GE

GRANT EXPENDITURES  
June/FINAL, 1999

Run Date: Aug 1 1999  
Data Refresh Date: Jul 31 1999  
Effective Date: Jun 30 1999

ApprCode	OrgnCode	GBLCode	Description	Total	Other
312	Appropriation Total			548,101.30	548,101.30
313	9842	SEAT	Seatbelt/Child Seat Enforce	76,870.34	76,870.34
	9842	Organization Total		76,870.34	76,870.34
	9844	99DR	99 Underage Drinking Accrual	20,367.66	20,367.66
		DRNK	Underage Drinking Grant	31,595.98	31,595.98
	9844	Organization Total		51,963.64	51,963.64
313	Appropriation Total			128,833.98	128,833.98
320	9814	98NA	98naopc Estimates	-4,620.84	-4,620.84
		NAPC	1997 Naopc Grants (Adm)	5,408.45	5,408.45
	9814	Organization Total		787.61	787.61
320	Appropriation Total			787.61	787.61
401	9715	KA99	State Adm F80% G/F20% 9715 401	74,085.36	74,085.36
	9715	Organization Total		74,085.36	74,085.36
	9721	LA99	State Admin 9721 401 80/20	23,032.74	23,032.74
	9721	Organization Total		23,032.74	23,032.74
	9883	HA99	State Admin F80%/H20% 9883 401	5.78	5.78
	9883	Organization Total		5.78	5.78
401	Appropriation Total			97,123.88	97,123.88
402	9706	FT16	'98 Sect 16 Year End Accruals	-133,179.00	-133,179.00
		JW35	Blue Peaks 80% 9706 402	44,000.00	44,000.00
		JW51	Eccog 80% 9706 402	18,720.00	18,720.00
		JW57	Hlacog 80% 9706 402	25,595.00	25,595.00
		JW70	Silver Key 80% 9706 402	101,875.00	101,875.00
		JW97	Hinsdale County 80% 9706 402	43,750.00	43,750.00
		JX26	Delta County 80% 9706 402	41,875.00	41,875.00
		JX34	Arkansas Valley 80% 9706 402	91,304.00	91,304.00
		JX36	Transfort Ft Col 80% 9706 402	48,125.00	48,125.00
		JX51	Eccog 80% 9706 402	41,875.00	41,875.00
		JX96	Montrose Sr Ctr 80% 9706 402	83,750.00	83,750.00
	9706	Organization Total		407,690.00	407,690.00
	9716	FT99	99 Sect 16 Year End Accruals	48,125.00	48,125.00
		KQ72	Src 9716 402	28,274.47	28,274.47
		KQ75	Special Transit 9716 402	51,787.22	51,787.22
		KX31	Fountain Valley 9716 402	41,875.00	41,875.00
		KX72	Src 9716 402	168,625.00	168,625.00
		KX75	Special Transit 9716 402	143,185.50	143,185.50
		KX94	Co Mtn College Disb 9716 402	41,875.00	41,875.00
		KY72	Src 9716 402	13,582.50	13,582.50
	9716	Organization Total		537,329.69	537,329.69
	9722	LQ72	Src 9722 80% 402	4,596.90	4,596.90
	9722	Organization Total		4,596.90	4,596.90
402	Appropriation Total			949,616.59	949,616.59
402	9705	KA99	State Adm F80%/H20% 9705 401	4,560.45	4,560.45

COLORADO DEPARTMENT OF TRANSPORTATION

GE		GRANT EXPENDITURES			Run Date: Aug 1 1999	
		June/FINAL, 1999			Data Refresh Date: Jul 31 1999	
					Effective Date: Jun 30 1999	
ApprCode	OrgnCode	GBLCode	Description	Total	Other	
	9705		Organization Total	14,560.45	14,560.45	
403			Appropriation Total	14,560.45	14,560.45	
404	9850	7105	Stone Mastic Asphalt	388.19	388.19	
		7111	Pre-Compaction Technology	-147.16	-147.16	
	9850		Organization Total	241.03	241.03	
404			Appropriation Total	241.03	241.03	
408	9805	20MT	Rider Training Enter. W	51,390.00	51,390.00	
		21MT	Abate Of Colorado	114,640.97	114,640.97	
		22MT	Richard Tom Jackson	640.00	640.00	
		23MT	Alan Staehle	888.00	888.00	
		24MT	Western Co Motorcycle Sfty Pro	12,681.87	12,681.87	
		25MT	Kirk Severson	32,450.00	32,450.00	
		26MT	Rider Training Enter. Mobile	7,070.00	7,070.00	
		27MT	Rider Training Enterprises Inc	27,755.00	27,755.00	
		28MT	Abate Of Colorado	71,552.67	71,552.67	
		29MT	Richard Tom Jackson/Nw Riders	1,050.00	1,050.00	
		30MT	Most Educational	4,484.00	4,484.00	
		31MT	Kirk Severson (Supp)	7,187.33	7,187.33	
		32MT	Motorcycle Rider Training-Ks	11,795.00	11,795.00	
		33MT	W. Colo Mtrcyc Sfty Prog(Supp)	18,066.73	18,066.73	
		99MT	99 Most Estimates	47,426.40	47,426.40	
	9805		Organization Total	409,077.97	409,077.97	
	9818	60MT	97 Most Educ/Supplies	60,643.23	60,643.23	
	9818		Organization Total	60,643.23	60,643.23	
408			Appropriation Total	469,721.20	469,721.20	
409	9818	60MT	97 Most Educ/Supplies	5,531.14	5,531.14	
		61MT	98-Western Co Motorcycle(43mt)	320.00	320.00	
		65MT	98-Co Nw Rider Trng(57mt)	-320.00	-320.00	
		70MT	Rider Trng Enterprises, Inc.	3,790.00	3,790.00	
		71MT	Abate Of Colorado	15,748.71	15,748.71	
		73MT	Alan Staehle	1,497.00	1,497.00	
		74MT	W. Colo Mtrcyc Sfty Prog Inc	960.00	960.00	
		75MT	Kirk Severson	12,440.00	12,440.00	
		98MT	98 Most Estimates	-25,659.97	-25,659.97	
	9818		Organization Total	14,306.88	14,306.88	
409			Appropriation Total	14,306.88	14,306.88	
411	9707	DA99	D Cdoh State Administration	6,738.03	6,738.03	
		DB99	Mgmt Assist F80% Only 9707 411	20,989.50	20,989.50	
		DD99	Plan Assist F80% Only 9707 411	8,425.24	8,425.24	
		DG99	Conference F80% Only 9707 411	12,450.58	12,450.58	
	9707		Organization Total	48,603.35	48,603.35	
	9723	EB99	Mgmt Assist 80% 9723 411	5,296.44	5,296.44	
		ED99	Planning 80% 9723 411	15,319.47	15,319.47	
	9723		Organization Total	20,615.91	20,615.91	
	9880	C699	Studies F80% Only 9880 411	2,427.52	2,427.52	
		CA99	State Admin F80% Only 9880 411	138.92	138.92	

GRANT EXPENDITURES  
June/FINAL, 1999

Run Date: Aug 1 1999  
Data Refresh Date: Jul 31 1999  
Effective Date: Jun 30 1999

GE

ApprCode	OrgnCode	GBLCode	Description	Total	Other
411	9880	CB99	Mgmt Assist F80% Only 9880 411	698.31	698.31
		CD99	Plan Assist F80% Only 9880 411	1,543.62	1,543.62
		CG99	Conference F80% Only 9880 411	.83	.83
		CH99	Comp Plan F80% Only 9880 411	12,352.68	12,352.68
	9880		Organization Total	17,161.88	17,161.88
411	Appropriation Total			86,381.14	86,381.14
415	9701	PA99	State Admin 100% 9701 415	58,896.77	58,896.77
		PF37	Casta Rtap 100% 9701 415	51,020.00	51,020.00
	9701		Organization Total	109,916.77	109,916.77
	9702	FT18	'Fy 98 Fta Sect 18 Accruals	-90,958.00	-90,958.00
		PN36	Transfort Ft Col 70% 9702 415	23,588.00	23,588.00
		PN41	Crested Butte Adm 70% 9702 415	4,695.00	4,695.00
		PN48	Durango Admin 70% 9702 415	23,262.00	23,262.00
		PN50	Eagle County 70% 9702 415	9,411.00	9,411.00
		PN51	Eccog Admin 70% 9702 415	12,405.00	12,405.00
		PN57	Huerfano-La Cog 70% 9702 415	10,365.00	10,365.00
		PN58	La Junta Admin 70% 9702 415	23,378.00	23,378.00
		PN61	Necta Admin 70% 9702 415	28,626.00	28,626.00
		PN72	Sr Resource Ctr 70% 9702 415	4,392.00	4,392.00
		PN73	Sr Resource Dev Ag 70% 9702 415	5,404.00	5,404.00
		PN74	Stmbt Spgs Admin 70% 9702 415	8,547.00	8,547.00
		PN75	Special Transit 70% 9702 415	42,371.00	42,371.00
		PN83	Weld Cnty Admin 70% 9702 415	6,822.00	6,822.00
		PN95	Develop Opport Ad 70% 9702 415	4,426.00	4,426.00
	9702		Organization Total	116,734.00	116,734.00
	9703	PP36	Transfort Ft Col 50% 9703 415	180,768.00	180,768.00
		PP41	Crested Butte 50% 9703 415	37,236.00	37,236.00
		PP48	Durango Operate 50% 9703 415	130,272.00	130,272.00
		PP50	Eagle County 50% 9703 415	60,024.00	60,024.00
		PP51	East Central Cog 50% 9703 415	39,724.00	39,724.00
		PP57	Huerfano-La Cog 50% 9703 415	56,154.00	56,154.00
		PP58	La Junta Operate 50% 9703 415	66,450.00	66,450.00
		PP61	Necta Operate 50% 9703 415	119,838.00	119,838.00
		PP72	Sr Resource Ctr 50% 9703 415	52,380.00	52,380.00
		PP73	Sr Resource Dev Ag 50% 9703 415	10,886.00	10,886.00
		PP74	Stmbt Spgs 50% 9703 415	67,830.00	67,830.00
		PP75	Special Transit 50% 9703 415	162,552.00	162,552.00
		PP83	Weld Cnty 50% 9703 415	58,816.00	58,816.00
		PP95	Develop Opport 50% 9703 415	55,810.00	55,810.00
	9703		Organization Total	1,098,740.00	1,098,740.00
	9711	QA99	State Admin 100% 9711 415	155,072.45	155,072.45
		QF37	Rtap/Casta 100% 9711 415	36,203.00	36,203.00
	9711		Organization Total	191,275.45	191,275.45
	9712	QN48	Durango Admin 70% 9712 415	6,142.00	6,142.00
		QN75	Q Special Transit Sys Admin	8,571.00	8,571.00
	9712		Organization Total	14,713.00	14,713.00
	9713	QP66	Roaring Fork 80% 9713 415	214,600.00	214,600.00
		QP76	Summit County 80% 9713 415	54,800.00	54,800.00
	9713		Organization Total	269,400.00	269,400.00



GE

GRANT EXPENDITURES  
June/FINAL, 1999

Run Date: Aug 1 1999  
Data Refresh Date: Jul 31 1999  
Effective Date: Jun 30 1999

ApprCode	OrgnCode	GBLCode	Description	Total	Other
415	9714	Q348	Durango Capital 80% 9714 415	101,578.00	101,578.00
		Q736	Transfort/Cap 80% 9714 415	231,600.31	231,600.31
		Q866	Rfta 80% 9714 415	1,250,000.00	1,250,000.00
		QQ51	Eccog Capital 80% 9714 415	3,362.00	3,362.00
		QX48	Durango Capital 80% 9714 415	137,645.86	137,645.86
		QX75	Special Trans Cap 80% 9714 415	47,728.50	47,728.50
	9714		Organization Total	1,771,914.67	1,771,914.67
	9717	RA99	State Admin 100% 9717 415	62,255.80	62,255.80
	9717		Organization Total	62,255.80	62,255.80
	9718	RN36	Transfort 70% 9718 415	8,768.00	8,768.00
		RN41	Crested Butte 70% 9718 415	3,042.00	3,042.00
		RN48	Durango 70% 9718 415	20,800.00	20,800.00
		RN50	Ecrta 70% 9718 415	654.00	654.00
		RN51	Eccog 70% 9718 415	8,996.00	8,996.00
		RN57	Hlacog 70% 9718 415	5,685.00	5,685.00
		RN58	La Junta 70% 9718 415	3,444.00	3,444.00
		RN61	Necalg 70% 9718 415	24,804.00	24,804.00
		RN72	Src 70% 9718 415	2,462.00	2,462.00
		RN73	Srda 70% 9718 415	2,274.00	2,274.00
		RN74	Steamboat Spgs 70% 9718 415	1,586.00	1,586.00
		RN75	Special Transit 70% 9718 415	37,410.00	37,410.00
		RN83	Weld County 70% 9718 415	2,957.00	2,957.00
	9718		Organization Total	122,882.00	122,882.00
	9719	RP36	Transfort 50% 9719 415	63,824.00	63,824.00
		RP41	Crested Butte 50% 9719 415	24,210.00	24,210.00
		RP48	Durango 50% 9719 415	112,000.00	112,000.00
		RP50	Ecrta 50% 9719 415	4,180.00	4,180.00
		RP51	Eccog 50% 9719 415	28,072.00	28,072.00
		RP57	Hlacog 50% 9719 415	25,828.00	25,828.00
		RP58	La Junta 50% 9719 415	9,502.00	9,502.00
		RP61	Necalg 50% 9719 415	104,306.00	104,306.00
		RP72	Src 50% 9719 415	37,520.00	37,520.00
		RP73	Srda 50% 9719 415	4,810.00	4,810.00
		RP74	Steamboat Spgs 50% 9719 415	12,600.00	12,600.00
		RP75	Special Transit 50% 9719 415	118,812.00	118,812.00
		RP83	Weld County 50% 9719 415	25,500.00	25,500.00
	9719		Organization Total	571,164.00	571,164.00
	9876	M399	Ski Express 100% 9876 415	1,982.29	1,982.29
		MA99	State Admin 100% 9876 415	1,094.61	1,094.61
	9876		Organization Total	3,076.90	3,076.90
	9887	NP62	Prowers County 50% 9887 415	45,892.00	45,892.00
	9887		Organization Total	45,892.00	45,892.00
415	Appropriation Total			4,377,964.59	4,377,964.59
416	9708	DE28	Region 10 Tdp F70% 9708 416	35,996.26	35,996.26
		DE74	Steamboat Sprgs Tdp F70% 9708	13,480.16	13,480.16
		DE76	Summit County F70% 9708 416	6,007.75	6,007.75
	9708		Organization Total	55,484.17	55,484.17
	9724	EE61	Necalg 70% 9724 416	3,429.00	3,429.00

GE

GRANT EXPENDITURES  
June/FINAL, 1999

Run Date: Aug 1 1999  
Data Refresh Date: Jul 31 1999  
Effective Date: Jun 30 1999

ApprCode	OrgnCode	GBLCode	Description	Total	Other
	9724		Organization Total	3,429.00	3,429.00
	9727		Organization Total	21,429.00	21,429.00
416			Appropriation Total	80,342.17	80,342.17
417	9709	DD89	Drcog Plan F80% 9709 417	478,864.88	478,864.88
		DD90	Ppacog Plan F80% 9709 417	39,325.16	39,325.16
		DD91	N Frnt Range Planf80% 9709 417	48,216.44	48,216.44
		DD92	Grand Jnct Plan F80% 9709 417	24,165.00	24,165.00
	9709		Organization Total	590,571.48	590,571.48
	9710	S624	Denver Univ Plan 9710 417 80%	27,174.97	27,174.97
	9710		Organization Total	27,174.97	27,174.97
	9725	ED89	Drcog Plan F82% 9725 417	1,246,862.22	1,246,862.22
		ED90	Ppacog Plan F82% 9725 417	256,630.67	256,630.67
		ED91	N Frnt Range Pln F82% 9725 417	140,221.40	140,221.40
		ED92	Grand Junc Plan F82% 9725 417	9,070.55	9,070.55
		ED93	Pueblo Tdp Plan F 82% 9725 417	78,532.80	78,532.80
		FT81	99 Consolid Plnng Grts Accrual	222,438.98	222,438.98
	9725		Organization Total	1,953,756.62	1,953,756.62
417			Appropriation Total	2,571,503.07	2,571,503.07
			Report Total	15,953,019.28	15,953,019.28

GE

GRANT EXPENDITURES  
June/FINAL, 1999

Run Date: Aug 1 1999  
Data Refresh Date: Jul 31 1999  
Effective Date: Jun 30 1999

ApprCode	OrgnCode	GBLCode	Description	Total	Other
033	008B	STPC	Pci State Share Si	2,072.50	2,072.50
	008B		Organization Total	2,072.50	2,072.50
	009W	4018	Archuleta County	66,803.00	66,803.00
		4028	Pitkin County	53,010.65	53,010.65
		4078	Chaffee County	12,795.41	12,795.41
		4088	Cortez	174,918.07	174,918.07
		4098	Eagle County	114,183.40	114,183.40
		4118	Front Range	33,158.00	33,158.00
		4148	Grand County/Kremmling	56,663.23	56,663.23
		4158	Greeley-Weld County	166,666.00	166,666.00
		4168	Gunnison County	215,029.84	215,029.84
		4178	Holyoke	8,000.00	8,000.00
		4198	La Junta	39,795.18	39,795.18
		4208	Lake County	92,000.00	92,000.00
		4218	Lamar	81,800.00	81,800.00
		4238	Rio Blanco County	52,050.00	52,050.00
		4258	Springfield	20,860.00	20,860.00
		4268	Steamboat Springs	84,150.00	84,150.00
		4278	Walker Field	21,750.00	21,750.00
		4288	Wray	146,461.00	146,461.00
		4318	Akron	11,379.21	11,379.21
		4328	Gps/Wx	2,779.20	2,779.20
	009W		Organization Total	1,454,252.19	1,454,252.19
033			Appropriation Total	1,456,324.69	1,456,324.69
035	0081	PEFE	Aer Sk-Pvmnt Cond Indexng-Fed	54,912.20	54,912.20
	0081		Organization Total	54,912.20	54,912.20
	0083	SPFE	Aer-Sk-Sys Plan Update-Fed	27,789.75	27,789.75
	0083		Organization Total	27,789.75	27,789.75
	0085	SKFE	Aer-Sk-Inhouse-Federal	13,491.93	13,491.93
	0085		Organization Total	13,491.93	13,491.93
	008A	FEPC	Pci Federal Share Si	18,652.50	18,652.50
	008A		Organization Total	18,652.50	18,652.50
	008R	SIFE	In House Federal-Si	9,345.81	9,345.81
	008R		Organization Total	9,345.81	9,345.81
	008T	SJFE	In House Federal-Sj	26,572.53	26,572.53
	008T		Organization Total	26,572.53	26,572.53
035			Appropriation Total	150,764.72	150,764.72
037	0082	PEST	Aer-Sk-Pvmnt Cond Indexing-St	6,100.99	6,100.99
	0082		Organization Total	6,100.99	6,100.99
	0084	SPST	Aer-Sk-Sys Plan Update-State	3,087.75	3,087.75
	0084		Organization Total	3,087.75	3,087.75
	0086	SKST	Aer-Sk-Inhouse-State	1,499.11	1,499.11
	0086		Organization Total	1,499.11	1,499.11
	008S	SIST	In House State-Si	1,037.87	1,037.87

COLORADO DEPARTMENT OF TRANSPORTATION  
PROJECT EXPENDITURE TYPE CODES

<u>Code</u>	<u>Description</u>	<u>Type of Project</u>
B1	City Bridges	Other
B2	County Bridges	Other
C	Federal Aid - Local Advertise & Construction	Federal
D	CE Pool	State
E	Training Project	Federal
F	Federal Aid	Federal
G	Maintenance Projects - Construction	Maintenance
L	Federal Aid - Local & Off Systems	Federal
M	Maintenance Projects	Maintenance
N	Federal Aid - Special Purpose	Federal
O	Other	Other
P	Property	State
R	Reimbursable	Other
S	State Projects	State
T	Transportation Projects	Federal
U	Unbudgeted Projects	State
Y	Pool / Annual Projects	State
08	Other / Construction Work Planning	State
09	Maintenance Projects - Construction	Maintenance

COLORADO DEPARTMENT OF TRANSPORTATION

FEDERAL AID PROJECT EXPENDITURES BY OBJECT  
June/FINAL, 1999

Run Date: Aug 1 1999  
Data Refresh Date: Jul 31 1999  
Effective Date: Jun 30 1999

FAPEO

object	Description	Total	Prelim. Eng.	R.O.W.	Constr. Eng.	Construction	Other
1890 1	Regular Salaries	21,065,043	12,092,048	2,403,673	640,565	63,007	5,865,750
1890 2	Temporary Salaries	399,880	210,578	34,719	50,149	0	104,434
1890 3	Shift Diff. 4-11 Reg.	58	7	0	6	45	0
1890 4	Regular Overtime	94,410	35,305	125	15,003	9,436	34,542
1890 5	Shift Diff Ot 4-11 Reg.	834	0	0	0	834	0
1890 6	Administrative Leave	34,631	0	0	0	0	34,631
1890 7	Funeral Leave	8,968	0	0	0	0	8,968
1890 9	Jury Duty Leave	2,154	0	0	0	0	2,154
1890 D	Temporary Overtime	27,732	6,119	0	2,862	0	18,751
1890 E	Shift Diff. 11-6 Regular	458	0	0	362	96	0
1890 F	Shift Diff. 11-6 Ot Reg.	1,454	0	0	1,247	207	0
1890 G	Shift Diff. 11-6 Temp.	718	0	0	718	0	0
1890 H	Shift Diff. 11-6 Ot Temp.	1,432	0	0	1,432	0	0
1890 X	Overtime Pd @ Reg Rate	746	367	0	0	0	379
1930 1	Purchased Service - Litigation	5,641	0	0	0	0	5,641
2110 1	Sewer	2,410	61	2,349	0	0	0
2110 2	Water	784	0	784	0	0	0
2220 1	Build Maint Repairs & Alters	2,861	0	171	0	0	2,690
2230 1	Equip Maint/Repair-Nonvehicle	484,469	0	0	0	0	484,469
2232 1	Software Mtce/Upgrade	1,004,530	0	0	0	0	1,004,530
2240 2	Serv & Repair-Commercial Garge	360	0	0	0	0	360
2250 3	Road Equip Depreciation	-16	-26	0	-12	0	21
2250 4	Road Equip Rental Surcharge	-1	-1	0	0	0	1
2250 6	Road Equipment Usage (N)	-14	-25	0	-1	0	11
2251 1	Motor Pool Vehicle	6,617	1,831	48	18	0	4,720
2251 3	St Fleet Fixed Rate Charge	32,767	0	0	0	0	32,767
2252 1	St Fleet Mgt Chg Nonpartic.	19,029	0	0	0	0	19,029
2253 1	Rent Of Equip-Not State Owned	132,772	81,161	0	200	24,973	26,438
2255 1	Rent Of Buildings/Grounds	16,694	0	0	0	0	16,694
2258 1	Rent Of Parking Spaces	2,460	0	0	0	0	2,460
2259 1	Parking Fee Reimbursement	743	166	107	0	0	470
2311 1	Construction Contract Payment	304,522,134	2,931,260	16,035	183,581	301,256,258	135,000
2311 2	Contractor Retainage	1,608,444	-8,286	12,458	0	1,604,272	0
2312 1	Consult & Professional Svces	69,277,128	42,793,966	987,685	1,786,391	12,303,654	11,405,432
2312 2	Consultant Retainage	1,319,615	543,368	39,267	110,650	28,748	597,583
2510 1	In State Travel	133,083	70,832	5,746	876	390	55,239
2511 1	Instate Air	17,750	556	0	0	0	17,194
2513 1	In State Priv Veh/2 Wheel	9,575	33	58	0	0	9,484
2513 2	In State Priv Veh/2 Wheel	487	73	17	0	0	397
2514 1	Aircraft Pool Usage	601	601	0	0	0	0
2523 1	In-St Non/Emp Pr/Veh/2 Whl	244	0	0	0	0	244
2530 1	Out Of State Travel	8,082	2,845	0	0	0	5,237
2531 1	Out Of State Airfare	2,091	0	0	0	0	2,091
2540 1	Out Of State Travel Non/Empl	16,820	0	0	0	0	16,820
2541 1	Out Of State Airfare Non/Empl	269	0	0	0	0	269
2610 1	Advertising	123,036	36,267	3,200	-136	0	83,705
2630 1	Telephone-Sns	-828	0	0	0	0	-828
2630 2	Comm Svcs From Div Of Telecom	27,692	38	0	-3	0	27,657
2631 1	Comm Svcs From Outside Source	340,511	4	0	1,090	51	339,366
2631 2	Comm Svcs From Outside Source	37,737	9	0	0	0	37,728
2641 1	Data Processing Services	43,233	0	0	0	0	43,233
2641 9	Dis Alloc	-8	-145	0	0	0	137
2680 1	Manls-Specs-Etc (Repro Costs)	175,553	30,824	5,761	2,511	0	136,456
2680 2	Map Reproduction	25,605	3,312	63	0	0	22,230
2680 3	Rpts Bultns&Forms(Repro Costs)	25,991	3,125	9	3,033	0	19,825
2680 4	Row & Constr. Plans & Specs.	158,317	150,384	1,137	3,766	0	3,029
2681 1	Photocopy Reimbursement	1,113	13	295	0	0	806

FAPEO

FEDERAL AID PROJECT EXPENDITURES BY OBJECT  
June/FINAL, 1999

Run Date: Aug 1 1999  
Data Refresh Date: Jul 31 1999  
Effective Date: Jun 30 1999

object	Description	Total	Prelim. Eng.	R.O.W.	Constr. Eng.	Construction	Other
2690 1	Legal Services	340,353	11,259	335,022	996	0	-6,924
2810 1	Freight & Express Charges	18,452	7,376	1,555	3,025	0	6,496
3110 2	Supplies (Drilling)	5,157	5,157	0	0	0	0
3110 3	Supplies (Other Than Office)	225,997	104,843	9,113	4,868	612	106,561
3115 1	Data Processing Supplies	57,453	0	0	0	0	57,453
3116 1	Purchased Software	444,625	0	0	0	0	444,625
3117 1	Education & Training Supplies	13,676	0	0	0	0	13,676
3119 1	Laboratory/Resrch Supply (Med)	78	78	0	0	0	0
3120 1	Newspapers & Publication Purch	21,859	17	4,945	0	0	16,897
3121 1	Office Supplies	71,752	500	0	0	0	71,252
3122 1	Photographs & Photo Supplies	7,051	4,068	1,515	56	0	1,413
3123 1	Postage	75,055	6,312	0	0	0	68,744
3126 1	Build Maint Supplies & Matls	233	0	233	0	0	0
3127 1	Landscapeing Material	5,021	0	0	0	5,021	0
3127 4	Traffic Signs & Materials	5,053	0	0	0	1,343	3,710
3127 7	Road Building Materials	22,498	0	0	0	22,498	0
3127 F	Safety Materials & Supplies	5	5	0	0	0	0
3127 M	Supplies Mtce (Not Office)	2,076	0	0	0	2,076	0
3127 T	Traffic Signals & Equipment	477,889	0	0	0	317,666	160,223
3128 1	Expendable Equip Purchases	232,715	3,849	0	550	0	228,317
3130 1	Laboratry/Resrch Supply Nonmed	25,978	0	0	25,348	0	630
3940 1	Light & Power	7,834	0	1,789	373	0	5,672
3950 2	Gasoline	53	0	0	0	0	53
3960 1	Oil - Heating	67	0	67	0	0	0
3970 1	Natural Gas	718	0	0	718	0	0
4100 7	Central Lab Tests	151,483	52,812	0	96,301	0	2,370
4100 8	Allocated Building Maintenance	35	0	35	0	0	0
4100 A	Indir Cost Allocation-Non Par	3,634,997	1,043,051	238,965	2,290,005	0	62,975
4100 B	Indir Cost Allocation-Eligible	9,169,464	2,857,750	644,128	5,562,541	0	105,046
4110 1	Court Costs Judgements Etc.	755,608	0	315,608	0	440,000	0
4115 2	Judgements Federal Government	25,000	0	0	0	25,000	0
4140 1	Membership/Dues	131,984	180	0	0	0	131,804
4150 1	Interest	56	7	0	0	0	49
4180 1	Official Functions	14,753	1,147	7	0	0	13,598
4210 1	Row Acquisition & Purchase	16,977,973	0	16,977,973	0	0	0
4210 2	Row Relocation Payments	2,418,022	0	2,418,022	0	0	0
4210 3	Row Court Deposits	7,099,467	0	7,099,467	0	0	0
4210 4	Row Admin Fee	-368	0	-368	0	0	0
4210 5	Reimb Of Row Acquisition	-146,845	0	-146,845	0	0	0
4220 1	Tuition /Registration Fees	75,751	0	0	0	0	75,751
5180 1	Grants In Aid - Special Dists	4,256,007	0	0	0	0	4,256,007
6230 1	Heavy Equip F/Maint & Constr	91,195	0	0	0	91,195	0
6230 2	Passenger Vehicles	8,625	0	0	0	0	8,625
7327 1	Public Safety Flagging Payment	131,002	0	0	0	131,002	0
7520 3	Ce Pool Allocate	22,827,927	0	0	22,827,927	0	0
7520 A	Sib Transf Fed Shr	100,000	0	0	0	0	100,000
7520 B	Sib Transf Match	25,000	0	0	0	0	25,000
Report Total		471,033,683	63,085,081	31,414,937	33,617,017	316,328,382	26,588,265

NOTE: Projects with project type 'C', 'N', 'L', 'F', or 'T' are Federal Aid Projects.

COLORADO DEPARTMENT OF TRANSPORTATION

STATE PROJECT EXPENDITURES BY OBJECT  
June/FINAL, 1999

Run Date: Aug 1 1999  
Data Refresh Date: Jul 31 1999  
Effective Date: Jun 30 1999

SPEO

object	Description	Total	Prelim. Eng.	R.O.W.	Constr. Eng.	Construction	Other
1110 1	Regular Salaries Admin	859	859	0	0	0	0
1890 1	Regular Salaries	3,709,604	3,212,007	343,794	-25,412	20,816	158,399
1890 2	Temporary Salaries	84,162	84,162	0	0	0	0
1890 3	Shift Diff. 4-11 Reg.	-45	0	0	0	-45	0
1890 4	Regular Overtime	2,210	8,090	128	-7,003	383	613
1890 5	Shift Diff Ot 4-11 Reg.	-834	0	0	-834	0	0
1890 D	Temporary Overtime	1,029	1,029	0	0	0	0
1890 E	Shift Diff. 11-6 Regular	-65	31	0	0	-96	0
1890 F	Shift Diff. 11-6 Ot Reg.	120	0	0	-207	327	0
1920 1	Professional Svces, Not Proj	2	0	2	0	0	0
2110 1	Sewer	11,521	0	33	11,488	0	0
2110 2	Water	165	0	165	0	0	0
2220 1	Build Maint Repairs & Alters	404,106	0	0	0	640	403,466
2230 1	Equip Maint/Repair-Nonvehicle	275	0	0	0	0	275
2232 1	Software Mtce/Upgrade	750	0	0	0	0	750
2240 2	Serv & Repair-Commercial Garge	86	0	0	0	0	86
2251 1	Motor Pool Vehicle	445	372	56	4	0	12
2253 1	Rent Of Equip-Not State Owned	11,718	2,975	0	0	130	8,613
2254 1	Rent Rd Equip-Not State Owned	2,828	2,828	0	0	0	0
2255 1	Rent Of Buildings/Grounds	60	0	0	0	0	60
2259 1	Parking Fee Reimbursement	13	11	2	0	0	0
2311 1	Construction Contract Payment	173,684,029	1,153,259	0	2,738,806	169,243,661	548,303
2311 2	Contractor Retainage	640,765	12,602	0	-331	845,519	-217,026
2312 1	Consult & Professional Svces	23,467,892	5,519,240	304,848	10,332,609	2,583,158	4,728,037
2312 2	Consultant Retainage	135,142	107,912	-13,461	294,682	-39,391	-214,600
2312 6	Esb Mentor - Consultant	18,794	0	0	0	0	18,794
2510 1	In State Travel	24,212	21,116	667	125	901	1,404
2513 2	In State Priv Veh/2 Wheel	74	0	74	0	0	0
2540 1	Out Of State Travel Non/Empl	276	276	0	0	0	0
2610 1	Advertising	41,914	11,439	9,905	14,157	0	6,413
2630 1	Telephone-Sns	6,170	0	0	-56	2,432	3,794
2630 2	Comm Svcs From Div Of Telecom	1,025	0	0	0	0	1,025
2631 1	Comm Svcs From Outside Source	5,990	0	0	0	0	5,990
2631 2	Comm Svcs From Outside Source	18	0	0	0	18	0
2660 1	General Insurance	4,469	0	4,469	0	0	0
2680 1	Manls-Specs-Etc (Repro Costs)	22,994	11,310	4,738	5,372	0	1,575
2680 2	Map Reproduction	100,422	422	0	0	0	100,000
2680 3	Rpts Bultns&Forms(Repro Costs)	4,951	3,617	0	1,334	0	0
2680 4	Row & Constr. Plans & Specs.	66,256	63,518	423	2,316	0	0
2681 1	Photocopy Reimbursement	17	8	8	0	0	1
2690 1	Legal Services	37,580	3,872	33,658	49	0	1
2710 1	Physical Exams.	3,533	0	0	0	3,533	0
2810 1	Freight & Express Charges	5,379	4,336	789	-71	207	119
2830 1	Office Moving-Pur Serv	6,188	0	0	0	0	6,188
3110		-181	0	0	0	-181	0
3110 1	Uniforms	187	0	0	0	0	187
3110 3	Supplies (Other Than Office)	19,653	13,238	364	430	2,951	2,669
3112 3	Parts & Accessories-Outsd Vend	1,383	0	0	0	0	1,383
3117 1	Education & Training Supplies	53	0	0	0	0	53
3119 1	Laboratory/Resrch Supply (Med)	37	37	0	0	0	0
3120 1	Newspapers & Publication Purch	1,360	29	453	0	0	879
3121 1	Office Supplies	4,043	15	0	0	0	4,028
3122 1	Photographs & Photo Supplies	2,746	2,627	86	0	0	33
3123 1	Postage	2,213	2,205	0	8	0	0
3126 1	Build Maint Supplies & Matls	38,526	499	0	0	18,905	19,122
3127 1	Landscaping Material	108	0	0	0	108	0
3127 4	Traffic Signs & Materials	263,826	0	0	0	164,264	99,562

SPEO

STATE PROJECT EXPENDITURES BY OBJECT  
June/FINAL, 1999

Run Date: Aug 1 1999  
Data Refresh Date: Jul 31 1999  
Effective Date: Jun 30 1999

object	Description	Total	Prelim. Eng.	R.O.W.	Constr. Eng.	Construction	Other
3127 7	Road Building Materials	43,570	0	0	0	43,119	451
3127 9	Road Oil, Lqd Asphalt & Adtvs	1,572	0	0	0	1,572	0
3127 F	Safety Materials & Supplies	-771	0	0	0	-771	0
3127 L	Hwy Light Facs - Inst & Repair	2,637	0	0	0	2,637	0
3127 M	Supplies Mtce (Not Office)	-450	0	0	-450	0	0
3127 T	Traffic Signals & Equipment	437,495	1,184	0	0	436,311	0
3128 1	Expendable Equip Purchases	46,213	4,999	0	0	0	41,214
3130 1	Laboratry/Resrch Supply Nonmed	599	0	0	558	0	40
3950 2	Gasoline	13	0	13	0	0	0
4100 7	Central Lab Tests	669,645	111,681	0	557,964	0	0
4100 A	Indir Cost Allocation-Non Par	6,262,556	1,140,241	187,247	4,859,265	0	75,803
4100 B	Indir Cost Allocation-Eligible	1,727	1,359	0	177	0	191
4110 1	Court Costs Judgements Etc.	204,386	0	204,386	0	0	0
4150 1	Interest	-154	-154	0	0	0	0
4170 2	Misc Fees/License	4,640	0	0	4,640	0	0
4170 3	Credit Card Fees	895	0	0	0	0	895
4180 1	Official Functions	1,054	0	0	0	0	1,054
4210 1	Row Acquisition & Purchase	12,709,342	0	12,456,200	0	0	253,142
4210 2	Row Relocation Payments	109,986	0	109,986	0	0	0
4210 3	Row Court Deposits	324,393	0	324,393	0	0	0
4210 4	Row Admin Fee	-600	0	-600	0	0	0
4210 5	Reimb Of Row Acquisition	-1,259	0	-1,259	0	0	0
4220 1	Tuition /Registration Fees	-1,711	0	0	0	-3,201	1,490
5180 1	Grants In Aid - Special Dists	81,098	0	0	0	0	81,098
6110 1	Admin Maint&Equip Depots(Bldg)	846,525	0	0	0	0	846,525
6110 2	Building Improvements	417,630	0	0	0	4,863	412,767
6140 1	Lease Hold Improvements (Bldg)	289,187	0	0	0	0	289,187
6280 5	Miscellaneous Equipment	43,534	0	0	0	0	43,534
7327 1	Public Safety Flagging Payment	44,710	0	0	0	44,710	0
7520 2	Ce Pool Transfer	22,620,468	0	0	22,620,468	0	0
7520 3	Ce Pool Allocate	-23,061,723	0	0	-23,061,723	0	0
8110 2	Loan E-470	4,000,000	0	0	0	4,000,000	0
Report Total		228,938,261	11,503,249	13,971,565	18,348,365	177,377,482	7,737,600

NOTE: Projects with project type 'S', '08', 'D', 'P', 'U', 'Y' are State Projects.



MPEO

MAINTENANCE PROJECT EXPENDITURES BY OBJECT  
June/FINAL, 1999

Run Date: Aug 1 1999  
Data Refresh Date: Jul 31 1999  
Effective Date: Jun 30 1999

object	Description	Total	Prelim. Eng.	R.O.W.	Constr. Eng.	Construction	Other
1890 1	Regular Salaries	2,017,459	350,666	250	1,891	237,471	1,427,182
1890 2	Temporary Salaries	9,568	20	0	717	82	8,749
1890 3	Shift Diff. 4-11 Reg.	68	15	0	0	0	52
1890 4	Regular Overtime	29,949	1,427	0	0	984	27,537
1890 5	Shift Diff Ot 4-11 Reg.	1,622	0	0	0	0	1,622
1890 D	Temporary Overtime	215	0	0	0	0	215
1890 E	Shift Diff. 11-6 Regular	2,272	54	0	0	1,590	629
1890 F	Shift Diff. 11-6 Ot Reg.	7,415	0	0	0	475	6,940
2110 1	Sewer	22,314	0	0	0	22,314	0
2170 1	Hazardous Materials Fee	900	0	0	0	0	900
2230 1	Equip Maint/Repair-Nonvehicle	573	0	0	0	0	573
2253 1	Rent Of Equip-Not State Owned	1,217	0	0	0	616	601
2254 1	Rent Rd Equip-Not State Owned	4,310	0	0	0	-4,600	8,910
2259 1	Parking Fee Reimbursement	35	0	0	0	0	35
2311 1	Construction Contract Payment	2,217,825	0	0	0	2,217,825	0
2311 2	Contractor Retainage	19,107	0	0	0	19,107	0
2312 1	Consult & Professional Svces	1,166,611	33,680	0	75,994	63,406	993,531
2312 2	Consultant Retainage	-5,227	-5,227	0	0	0	0
2510 1	In State Travel	6,549	965	0	0	340	5,244
2610 1	Advertising	1,676	233	0	0	0	1,444
2630 1	Telephone-Sns	598	0	0	0	0	598
2680 1	Manls-Specs-Etc (Repro Costs)	176	0	0	61	0	115
2680 4	Row & Constr. Plans & Specs.	2,037	1,997	0	0	40	0
2681 1	Photocopy Reimbursement	13	0	0	0	0	13
2690 1	Legal Services	142	0	142	0	0	0
2810 1	Freight & Express Charges	218	0	0	0	0	218
3110 1	Uniforms	980	0	0	0	0	980
3110 2	Supplies (Drilling)	2,186	0	0	0	0	2,186
3110 3	Supplies (Other Than Office)	133,365	107,489	0	0	0	25,876
3112 3	Parts & Accessories-Outsd Vend	118,034	0	0	0	0	118,034
3112 6	Supplies Automotive	54,839	0	0	0	0	54,839
3115 1	Data Processing Supplies	2,725	0	0	0	0	2,725
3121 1	Office Supplies	715	0	0	0	0	715
3122 1	Photographs & Photo Supplies	256	65	0	0	0	191
3123 1	Postage	20	20	0	0	0	0
3126 1	Build Maint Supplies & Matls	55,071	0	0	0	0	55,071
3127 1	Landscapeing Material	64,421	0	0	0	64,421	0
3127 3	Pavement Marking	22,298	0	0	0	22,298	0
3127 4	Traffic Signs & Materials	25,083	0	0	0	25,083	0
3127 6	Ice Control Abrasives	57,530	0	0	0	0	57,530
3127 7	Road Building Materials	1,660,782	0	0	0	1,653,952	6,830
3127 9	Road Oil,Lqd Asphalt & Adtvs	2,612,785	0	0	0	2,581,028	31,757
3127 L	Hwy Light Facs - Inst & Repair	15,269	0	0	0	15,269	0
3127 M	Supplies Mtce (Not Office)	593	0	0	0	0	593
3127 S	Salt/Liquid Deicers	10,808	0	0	0	0	10,808
3127 T	Traffic Signals & Equipment	77,973	0	0	0	72,652	5,321
3128 1	Expendable Equip Purchases	294,811	0	0	0	91,786	203,024
3920 2	Propane For Road Bldg	25	0	0	0	25	0
3940 1	Light & Power	11	0	0	0	0	11
4100 1	Reimb Of Expnditures - Operati	33,659	0	0	0	0	33,659
4100 7	Central Lab Tests	2,550	0	0	1,293	1,258	0
4100 A	Indir Cost Allocation-Non Par	43,410	5,038	0	70,501	0	-32,129
4140 1	Membership/Dues	9,551	0	0	0	0	9,551
7327 1	Public Safety Flagging Payment	150,000	0	0	150,000	0	0
7520 3	Ce Pool Allocate	203,745	0	0	203,745	0	0

MAINTENANCE PROJECT EXPENDITURES BY OBJECT  
June/FINAL, 1999

Run Date: Aug 1 1999  
Data Refresh Date: Jul 31 1999  
Effective Date: Jun 30 1999

MPEO

object	Description	Total	Prelim. Eng.	R.O.W.	Constr. Eng.	Construction	Other
Report Total		11,161,138	496,442	392	504,202	7,087,422	3,072,680

NOTE: Projects with project type 'M', 'G', and '09' are Maintenance Projects.

COLORADO DEPARTMENT OF TRANSPORTATION

OTHER PROJECT AND GRANT EXPENDITURES BY OBJECT  
June/FINAL, 1999

Run Date: Aug 1 1999  
Data Refresh Date: Jul 31 1999  
Effective Date: Jun 30 1999

OPEO

object	Description	Total	Prelim. Eng.	R.O.W.	Constr. Eng.	Construction	Other
1110 1	Regular Salaries Admin	565,462	0	0	0	0	565,462
1110 4	Regular Overtime Admin	3,165	0	0	0	0	3,165
1110 6	Administrative Leave Admin	3,587	0	0	0	0	3,587
1110 7	Funeral Leave Admin	1,988	0	0	0	0	1,988
1110 A	Annual Leave Admin	38,768	0	0	0	0	38,768
1110 S	Sick Leave Admin	16,786	0	0	0	0	16,786
1110 T	Holiday Leave Admin	23,331	0	0	0	0	23,331
1511 1	Health Insurance	23,859	0	0	0	0	23,859
1512 1	Life Insurance	345	0	0	0	0	345
1513 1	Short Term Disability	1,446	0	0	0	0	1,446
1520 1	Medicare	2,426	0	0	0	0	2,426
1522 1	Retirement Contribution	76,962	0	0	0	0	76,962
1890 1	Regular Salaries	1,322,972	221,995	9,989	297,561	0	793,426
1890 2	Temporary Salaries	69,121	8,162	0	39,971	0	20,988
1890 3	Shift Diff. 4-11 Reg.	38	0	0	38	0	0
1890 4	Regular Overtime	12,072	309	0	10,425	0	1,338
1890 5	Shift Diff Ot 4-11 Reg.	333	0	0	333	0	0
1890 B	Shift Diff 4-11 Temp.	5	0	0	5	0	0
1890 D	Temporary Overtime	4,614	87	0	4,527	0	0
1890 E	Shift Diff. 11-6 Regular	1,076	0	0	1,076	0	0
1890 F	Shift Diff. 11-6 Ot Reg.	3,867	0	0	3,867	0	0
1920 1	Professional Svces, Not Proj	9,452	0	0	0	0	9,452
2110 1	Sewer	5,226	0	0	143	0	5,083
2110 2	Water	46	0	0	0	0	46
2220 1	Build Maint Repairs & Alters	1,836	0	0	0	0	1,836
2230 1	Equip Maint/Repair-Nonvehicle	388	0	0	0	0	388
2232 1	Software Mtce/Upgrade	90	0	0	0	0	90
2250 3	Road Equip Depreciation	101,902	0	0	0	0	101,902
2251 1	Motor Pool Vehicle	1,355	0	0	19	0	1,336
2251 3	St Fleet Fixed Rate Charge	717	0	0	0	0	717
2252 1	St Fleet Mgt Chg Nonpartic.	370	0	0	0	0	370
2253 1	Rent Of Equip-Not State Owned	1,703	0	0	0	0	1,703
2255 1	Rent Of Buildings/Grounds	7,782	0	0	0	0	7,782
2258 1	Rent Of Parking Spaces	603	0	0	0	0	603
2259 1	Parking Fee Reimbursement	85	0	0	0	0	85
2311 1	Construction Contract Payment	14,692,558	0	0	12,441,943	2,250,616	0
2311 2	Contractor Retainage	-13,374	0	0	0	-13,374	0
2312 1	Consult & Professional Svces	5,933,016	1,069,020	48	-1,820,881	45,627	6,639,203
2312 2	Consultant Retainage	57,913	-2,729	0	0	1,514	59,129
2510 1	In State Travel	59,126	169	0	95	0	58,861
2511 1	Instate Air	1,670	0	0	0	0	1,670
2513 1	In State Priv Veh/2 Wheel	793	259	0	0	0	534
2513 2	In State Priv Veh/2 Wheel	293	0	0	0	0	293
2513 3	In State Priv Veh/4 Wheel	5	0	0	0	0	5
2520 1	In-State Travel Non/Empl	8,767	0	0	0	0	8,767
2522 1	In-State Non/Empl Per Diem	1,485	0	0	0	0	1,485
2523 1	In-St Non/Emp Pr/Veh/2 Whl	260	0	0	0	0	260
2530 1	Out Of State Travel	8,455	284	0	0	0	8,171
2531 1	Out Of State Airfare	2,925	0	0	0	0	2,925
2540 1	Out Of State Travel Non/Empl	8,087	0	0	0	0	8,087
2541 1	Out Of State Airfare Non/Empl	3,560	0	0	0	0	3,560
2542 1	Out Of State Per Diem Non/Empl	4,364	0	0	0	0	4,364
2543 1	O/St Vehcle Non/Empl/2 Wheel	311	0	0	0	0	311
2610 1	Advertising	58,192	539	0	0	0	57,653
2611 1	Public Relations	19,698	0	0	0	0	19,698
2630 1	Telephone-Sns	3,238	0	0	0	0	3,238
2630 2	Comm Svcs From Div Of Telecom	1,589	0	0	0	0	1,589

OPEO

OTHER PROJECT AND GRANT EXPENDITURES BY OBJECT  
June/FINAL, 1999

Run Date: Aug 1 1999  
Data Refresh Date: Jul 31 1999  
Effective Date: Jun 30 1999

object	Description	Total	Prelim. Eng.	R.O.W.	Constr. Eng.	Construction	Other
2631 1	Comm Svcs From Outside Source	2,343	0	0	0	0	2,343
2631 2	Comm Svcs From Outside Source	4	0	0	0	0	4
2680 1	Manls-Specs-Etc (Repro Costs)	26,605	1,008	0	0	0	25,597
2680 3	Rpts Bultns&Forms (Repro Costs)	42,987	0	0	0	0	42,987
2680 4	Row & Constr. Plans & Specs.	17,939	17,939	0	0	0	0
2681 1	Photocopy Reimbursement	111	0	0	0	0	111
2690 1	Legal Services	23,062	18,038	0	0	0	5,024
2810 1	Freight & Express Charges	1,080	559	0	0	0	521
3110 1	Uniforms	1,862	0	0	0	0	1,862
3110 2	Supplies (Drilling)	520	520	0	0	0	0
3110 3	Supplies (Other Than Office)	65,983	0	0	0	0	65,983
3112 1	Antifreeze	1,423	0	0	0	0	1,423
3112 6	Supplies Automotive	3,478	0	0	0	0	3,478
3115 1	Data Processing Supplies	951	0	0	0	0	951
3117 1	Education & Training Supplies	386,906	0	0	0	0	386,906
3120 1	Newspapers & Publication Purch	3,734	0	0	0	0	3,734
3121 1	Office Supplies	17,075	860	0	0	0	16,215
3122 1	Photographs & Photo Supplies	252	0	0	0	0	252
3123 1	Postage	14,469	308	0	0	38	14,123
3124 1	Printing And Copy Supplies	3,077	2,917	0	0	0	161
3126 1	Build Maint Supplies & Matls	55	0	0	0	55	0
3127 3	Pavement Marking	-556	0	0	0	0	-556
3127 4	Traffic Signs & Materials	32,184	0	0	0	22,508	9,676
3127 7	Road Building Materials	355,556	0	0	0	0	355,556
3127 9	Road Oil, Lqd Asphalt & Advs	18	0	0	0	18	0
3127 F	Safety Materials & Supplies	164	0	0	0	164	0
3127 T	Traffic Signals & Equipment	2,519	0	0	0	600	1,919
3128 1	Expendable Equip Purchases	5,373	0	0	0	0	5,373
3920 1	Propane For Bldg Heat	26	0	0	0	0	26
3950 2	Gasoline	7	0	0	0	0	7
3970 1	Natural Gas	7,215	0	0	0	0	7,215
4100 1	Reimb Of Expditures - Operati	893	0	0	0	0	893
4100 2	Reimb Of Expenditures - Travel	107	0	0	0	0	107
4100 7	Central Lab Tests	16,862	197	0	16,665	0	0
4100 A	Indir Cost Allocation-Non Par	212,046	78,106	2,686	135,055	0	-3,801
4100 B	Indir Cost Allocation-Eligible	826	0	0	0	0	826
4100 T	Indir Cost Trng	-538,438	0	0	0	0	-538,438
4110 3	Damage Claims	-454,731	0	0	0	0	-454,731
4140 1	Membership/Dues	113,669	0	0	0	0	113,669
4170 1	Sign Refunds	5,536	0	0	0	0	5,536
4170 3	Credit Card Fees	362	0	0	0	0	362
4180 1	Official Functions	56,942	-8,133	0	0	0	65,075
4210 1	Row Acquisition & Purchase	2,892	0	2,892	0	0	0
4210 2	Row Relocation Payments	1,865	0	1,865	0	0	0
4210 5	Reimb Of Row Acquisition	56,145	56,145	0	0	0	0
4220 1	Tuition /Registration Fees	11,719	0	0	0	0	11,719
4221 1	Other Educational Assistance	15,588	0	0	0	0	15,588
5110 1	Grants In Aid - Cities	12,671,674	0	0	0	0	12,671,674
5120 1	Grants In Aid - Counties	7,614,375	0	0	0	0	7,614,375
5180 1	Grants In Aid - Special Dists	9,898,022	0	0	0	0	9,898,022
5180 2	Grants In Aid - Overmatch	-88,191	0	0	0	0	-88,191
5771 1	Grants In Aid - State Agencies	886,553	6,485	0	0	0	880,067
6110 2	Building Improvements	14,026	0	0	0	0	14,026
7130 2	Cdot-Inter Funds Transfers	204,340	0	0	0	0	204,340
7327 1	Public Safety Flagging Payment	41,498	0	0	0	41,498	0
7520 3	Ce Pool Allocate	30,102	0	0	30,102	0	0
8	Project Cha	3,479	0	0	0	0	3,479

OTHER PROJECT AND GRANT EXPENDITURES BY OBJECT  
June/FINAL, 1999

Run Date: Aug 1 1999  
Data Refresh Date: Jul 31 1999  
Effective Date: Jun 30 1999

OPEO

object	Description	Total	Prelim. Eng.	R.O.W.	Constr. Eng.	Construction	Other
Report Total		54,978,287	1,473,042	17,480	11,160,946	2,349,262	39,977,557

NOTE: This report includes all Grants and Projects with project type 'O', 'R', 'B1', or 'B2'.

# DEMOGRAPHICS & GRAPHS

	<b>COLORADO</b>			<b>UNITED STATES</b>		
	<b>Total Personal Income</b> <i>(In Millions)</i>	<b>Per Capita Income</b>	<b>Total Population</b> <i>(In Thousands)</i>	<b>Total Personal Income</b> <i>(In Millions)</i>	<b>Per Capita Income</b>	<b>Total Population</b> <i>(In Thousands)</i>
<b>1989</b>	\$58,125	\$17,694	3,285	\$4,384,300	\$17,725	247,350
<b>1990</b>	\$61,942	\$18,708	3,311	\$4,645,500	\$18,678	248,710
<b>1991</b>	\$65,365	\$19,356	3,377	\$4,780,219	\$18,955	252,177
<b>1992</b>	\$71,384	\$20,601	3,465	\$5,138,091	\$20,147	255,011
<b>1993</b>	\$76,918	\$21,556	3,568	\$5,365,006	\$20,812	257,795
<b>1994</b>	\$81,628	\$22,293	3,662	\$5,648,263	\$21,696	260,372
<b>1995</b>	\$92,123	\$23,408	3,747	\$6,129,383	\$22,781	262,890
<b>1996</b>	\$98,208	\$25,084	3,823	\$6,563,007	\$24,231	265,284
<b>1997</b>	\$101,737	\$25,641	3,893	\$6,697,868	\$24,643	267,636
<b>1998</b>	\$107,521	\$26,653	3,979	\$7,001,456	\$25,535	270,607
<b>1999</b> <i>Estimate</i>	\$113,009	\$27,015	4,050	\$7,292,251	\$26,401	272,634

Source: U. S. Bureau of the Census; Division of Local Government of the Department of Local Affairs

**STATE OF COLORADO  
HIGHWAY USERS TAX FUND  
GROSS REVENUES  
TEN YEAR SCHEDULE  
(Dollar Amounts in Thousands)**

GROSS REVENUES/ PERCENT OF TOTAL REVENUE	1989-90	1990-91	1991-92	1992-93	1993-94 <sup>(2)</sup>	1994-95	1995-96	1996-97	1997-98	1998-99
<b>Motor Fuel Tax</b>	347,609 77.00%	364,165 79.12%	390,993 81.23%	379,840 74.45%	409,318 75.97%	419,547 74.46%	441,465 74.56%	449,567 74.14%	471,073 77.69%	493,616 81.41%
<b>Gross Ton Mile Tax</b>	21,346 4.73%	1,388 0.30%	1,310 0.27%	499 0.10%	601 0.11%	402 0.07%	490 0.08%	459 0.08%	490 0.08%	581 0.10%
<b>Motor Vehicle Registration</b>	48,115 10.66%	60,962 13.24%	62,448 12.97%	96,906 18.99%	100,063 18.57%	110,389 19.59%	117,905 19.91%	119,685 19.74%	130,635 21.54%	140,188 23.12%
<b>Sales &amp; Use Tax <sup>(1)</sup></b>	10,000 2.22%	10,000 2.17%	0 0.00%	0 0.00%	0 0.00%	0 0.00%	0 0.00%	0 0.00%	0 0.00%	0 0.00%
<b>Miscellaneous</b>	24,356 5.40%	23,776 5.17%	26,612 5.53%	32,977 6.46%	28,811 5.35%	33,081 5.87%	32,196 5.44%	36,635 6.04%	41,326 6.42%	43,627 6.78%
<b>Total</b>	451,426 100.00%	460,291 100.00%	481,363 100.00%	510,222 100.00%	538,793 100.00%	563,419 100.00%	592,056 100.00%	606,346 100.00%	643,524 105.74%	678,012 111.40%
<b>DEPARTMENT OF TRANSPORTATION SHARE OF REVENUES</b>	<b>233,073</b>	<b>235,381</b>	<b>252,415</b>	<b>257,191</b>	<b>268,049</b>	<b>279,584</b>	<b>299,533</b>	<b>316,255</b>	<b>528,666</b>	<b>669,798</b>

Source: Department of Transportation Records, Department of Treasury

(1) General Fund Transfer

(2) FY 89 - 93 Revenues on Cash Basis, FY 94 - 99 Revenues on Accrual Basis



**COLORADO DEPARTMENT OF TRANSPORTATION  
FY 1998-99 MAINTENANCE COSTS BY MAINTENANCE ACTIVITY**

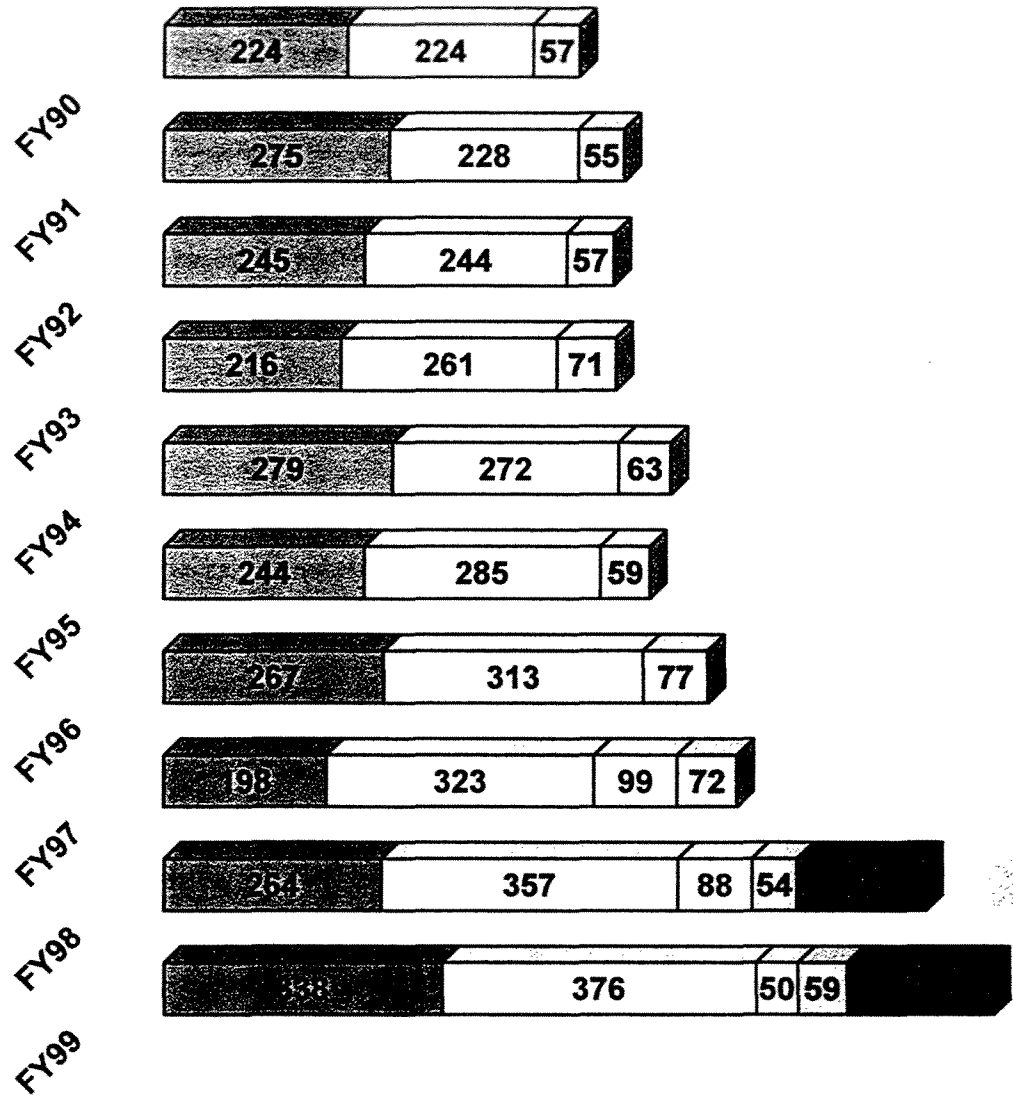
	100 PLAN & SCHEDULE	150 ROADWAY SURFACE	200 ROADSIDE FACILITIES	250 ROADWAY APPEARANCE	300 TRAFFIC SERVICES	350 STRUCTURES	400 SNOW & ICE	450 MATERIALS EQUIP/BLDG	500 TUNNEL ITEMS	TOTAL NORMAL MAINTENANCE
<b>GREELEY</b>										
<b>REGION 4, SECTION 1</b>	\$868,317	\$5,296,776	\$2,468,646	\$1,220,212	\$1,697,986	\$414,604	\$2,458,098	\$1,579,471	\$54	\$16,004,164
% OF SECTION TOTAL	5.43%	33.10%	15.43%	7.62%	10.61%	2.59%	15.36%	9.87%	0.00%	100.00%
<b>GRAND JUNCTION</b>										
<b>REGION 3, SECTION 2</b>	\$987,130	\$3,032,697	\$1,651,975	\$464,362	\$1,348,417	\$168,504	\$3,204,654	\$1,609,728	\$744,208	\$13,211,675
% OF SECTION TOTAL	7.47%	22.95%	12.50%	3.51%	10.21%	1.28%	24.26%	12.18%	5.63%	100.00%
<b>DURANGO</b>										
<b>REGION 5, SECTION 3</b>	\$361,349	\$4,162,468	\$1,146,592	\$188,971	\$349,904	\$11,421	\$1,905,067	\$384,718	\$0	\$8,510,490
% OF SECTION TOTAL	4.25%	48.91%	13.47%	2.22%	4.11%	0.13%	22.38%	4.52%	0%	100.00%
<b>PUEBLO</b>										
<b>REGION 2, SECTION 4</b>	\$503,654	\$5,411,508	\$2,385,515	\$1,160,312	\$1,390,099	\$363,505	\$2,777,940	\$762,068	\$0	\$14,754,601
% OF SECTION TOTAL	3.41%	36.68%	16.17%	7.86%	9.42%	2.46%	18.83%	5.16%	0%	100.00%
<b>AURORA</b>										
<b>REGION 1, SECTION 5</b>	\$652,979	\$5,458,250	\$1,850,704	\$596,146	\$1,121,017	\$118,682	\$6,187,749	\$1,373,486	\$8,736	\$17,367,749
% OF SECTION TOTAL	3.76%	31.43%	10.66%	3.43%	6.45%	0.68%	35.63%	7.91%	0.05%	100.00%
<b>CRAIG</b>										
<b>REGION 3, SECTION 6</b>	\$371,711	\$1,417,877	\$704,254	\$126,804	\$354,523	\$12,696	\$2,363,412	\$494,557	\$0	\$5,845,834
% OF SECTION TOTAL	6.36%	24.25%	12.05%	2.17%	6.06%	0.22%	40.43%	8.46%	0%	100.00%
<b>ALAMOSA</b>										
<b>REGION 5, SECTION 7</b>	\$305,683	\$3,389,728	\$780,006	\$178,432	\$279,950	\$35,092	\$1,492,993	\$584,981	\$4,154	\$7,051,019
% OF SECTION TOTAL	4.34%	48.07%	11.06%	2.53%	3.97%	0.50%	21.17%	8.30%	0.059%	100.00%
<b>DENVER</b>										
<b>REGION 6, SECTION 8</b>	\$758,399	\$2,645,493	\$3,244,660	\$1,432,887	\$968,941	\$406,076	\$2,302,314	\$824,153	\$0	\$12,582,923
% OF SECTION TOTAL	6.03%	21.02%	25.79%	11.39%	7.70%	3.23%	18.30%	6.55%	0%	100.00%
<b>EISENHOWER TUNNEL</b>										
<b>REGION 1, SECTION 9</b>	\$101,542	\$510	\$104,082	\$315	\$68,158	\$0	\$9,816	\$190,691	\$2,096,466	\$2,571,580
% OF SECTION TOTAL	3.95%	0.02%	4.05%	0.01%	2.65%	0%	0.38%	7.42%	81.52%	100.00%
<b>TOTAL</b>	\$4,910,764	\$30,815,307	\$14,336,434	\$5,368,441	\$7,578,995	\$1,530,580	\$22,702,043	\$7,803,853	\$2,853,618	\$97,900,035
<b>% OF TOTAL</b>	5.02%	31.48%	14.64%	5.48%	7.74%	1.56%	23.19%	7.97%	2.91%	100.00%

*The Maintenance Management System (MMS) produces estimated costs only. Also, amounts for material production and leave activities are not included.*

# COLORADO DEPARTMENT OF TRANSPORTATION REVENUES

*(Figures shown in millions of dollars)*

FEDERAL 
  HUT 
  GENERAL FUND 
  OTHER 
  SALES TAX



# COLORADO DEPARTMENT OF TRANSPORTATION EXPENDITURES

*(Figures shown in millions of dollars)*

CONSTRUCTION   
  MAINTENANCE  
 ADMINISTRATION   
  OTHER

