

Issue Brief

MAY 2018 #2017CHAS

An Unmet Challenge

Colorado Struggles to Address
Mental Health and Substance Use

An Unmet Challenge

Colorado Struggles to Address Mental Health and Substance Use

- 3 Introduction
- 3 PART 1 Mental Health Struggles: Widespread but Uneven
 - 4 Location Matters for Mental Health — And for How It's Reported
- 7 PART 2 The Barriers: Cost, Stigma and Scheduling
 - 7 Higher Barriers For Some
 - 7 Location and Access to Care
 - 7 The Mind-Body Connection: Mental and Physical Health
 - 8 Care for Substance Use is Limited
 - 9 Stigma Remains a Barrier
- 10 PART 3 A Role for Primary Care?
- 10 Conclusion
- 11 Endnotes

CHI staffers contributing to this report

- Teresa Manocchio, lead researcher
- Jaclyn Zubrzycki, lead author
- Eli Boone
- Ashlie Brown
- Joe Hanel
- Deborah Goeken
- Emily Johnson

Terms to Know

Mental health, substance use and behavioral health. What does it all mean?

The terms used to describe mental and behavioral health are constantly evolving. In this brief, the term **mental health** refers to survey questions about mental health, including stress, depression and problems with emotions.

The term **substance use** refers to questions about needing treatment or counseling for alcohol or drug use.

The term **behavioral health** encompasses both mental health and substance use.

The Colorado Health Access Survey (CHAS) has been collecting information about mental health since 2013. It introduced several questions about substance use in 2017 that focused on Coloradans' access to treatment.

Special thanks to the Colorado SIM Office for funding this research



SIM
State Innovation Model

The project described was supported by Funding Opportunity Number CMS-IG1-14-001 from the U.S. Department of Health and Human Services (HHS), Centers for Medicare & Medicaid Services (CMS). The Colorado State Innovation Model (SIM), a four-year initiative, is funded by up to \$65 million from CMS. The content provided is solely the responsibility of the authors and does not necessarily represent the official views of HHS or any of its agencies.

Colorado is often celebrated as a fit and healthy state, but when it comes to behavioral health, there's more cause for concern than celebration.

Colorado ranks 43rd in the country for mental health, according to a 2018 index created by Mental Health America.¹ It has the ninth highest rate of suicide in the country, the Centers for Disease Control and Prevention (CDC) reports. And it is the only state where residents are heavy consumers of four different substances: alcohol, marijuana, opioids, and cocaine.

It's clear that behavioral health is a challenge in Colorado. Yet many residents of the Centennial State do not get access to the treatment they need, according to the Colorado Health Access Survey (CHAS), a biennial survey of 10,000 Colorado residents.

Nearly one of eight Coloradans report experiencing poor mental health in the past month, according to the 2017 survey. One of 13 said they did not get the

mental health services they needed.

People with lower incomes are struggling the most. In 2017, these Coloradans reported both the highest rates of poor mental health and the least access to the care they need. Cost, stigma, and difficulty making appointments are all persistent barriers to treatment for mental health and for substance use.

But there is some good news. More people said they were able to access mental health care in 2017 than in 2015, and fewer said they didn't get care because of the stigma around mental illness. And since 2013, significantly fewer Coloradans say they did not get needed care because it cost too much.

This report provides a closer look at which Coloradans report poor mental health and trouble accessing care. It also examines the barriers that prevent people from getting the care they need.

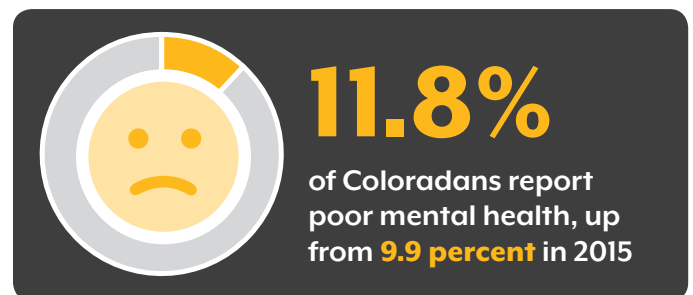
PART 1

Mental Health Struggles: Widespread but Uneven

The 2017 CHAS showed 11.8 percent of Coloradans said they had poor mental health, which the survey defines as experiencing eight or more days of poor mental health in the past month. That's up from 9.9 percent in 2015.

The increase could signal that stress and other factors are taking a toll on Coloradans' mental health. On the other hand, more people may be willing to talk about their mental health challenges. Regardless, the CHAS suggests that at least 600,000 Coloradans had recent struggles with mental health.

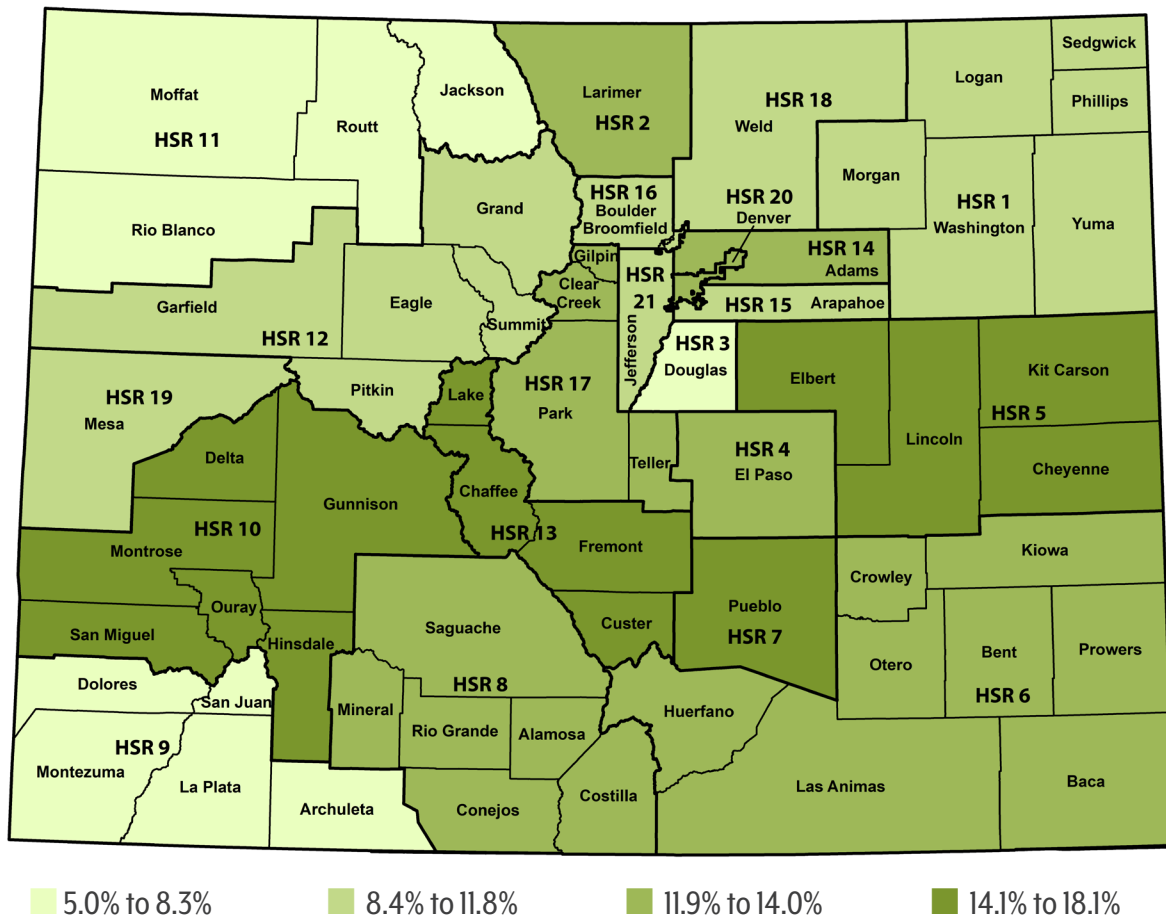
Age matters greatly for mental health. The CHAS shows a midlife dip, with more Coloradans in their prime working years reporting poor mental health than youth and older adults. These results parallel a large body of scientific work that points to a midlife low in mental health and well-being.⁴



Can Money Buy Mental Health?

People with higher incomes consistently report better mental health. Some 18.7 percent of those whose income is below or just above the poverty line (\$16,000 for a single person) reported poor mental health compared with 8.5 percent of those who made more than four times the federal poverty line (\$48,000 for a single person).

MAP 1. Percentage of Coloradans Reporting Poor Mental Health, by Region, 2017



Demographic groups that often face inequities elsewhere in life also tend to report worse mental health.

Women and Hispanic Coloradans reported slightly higher levels of poor mental health than the population as a whole, according to the CHAS.

Native Americans had twice the reported rate of poor mental health of any other group racial/ethnic group, although the small sample size of the CHAS makes it hard to accurately measure data for this group.

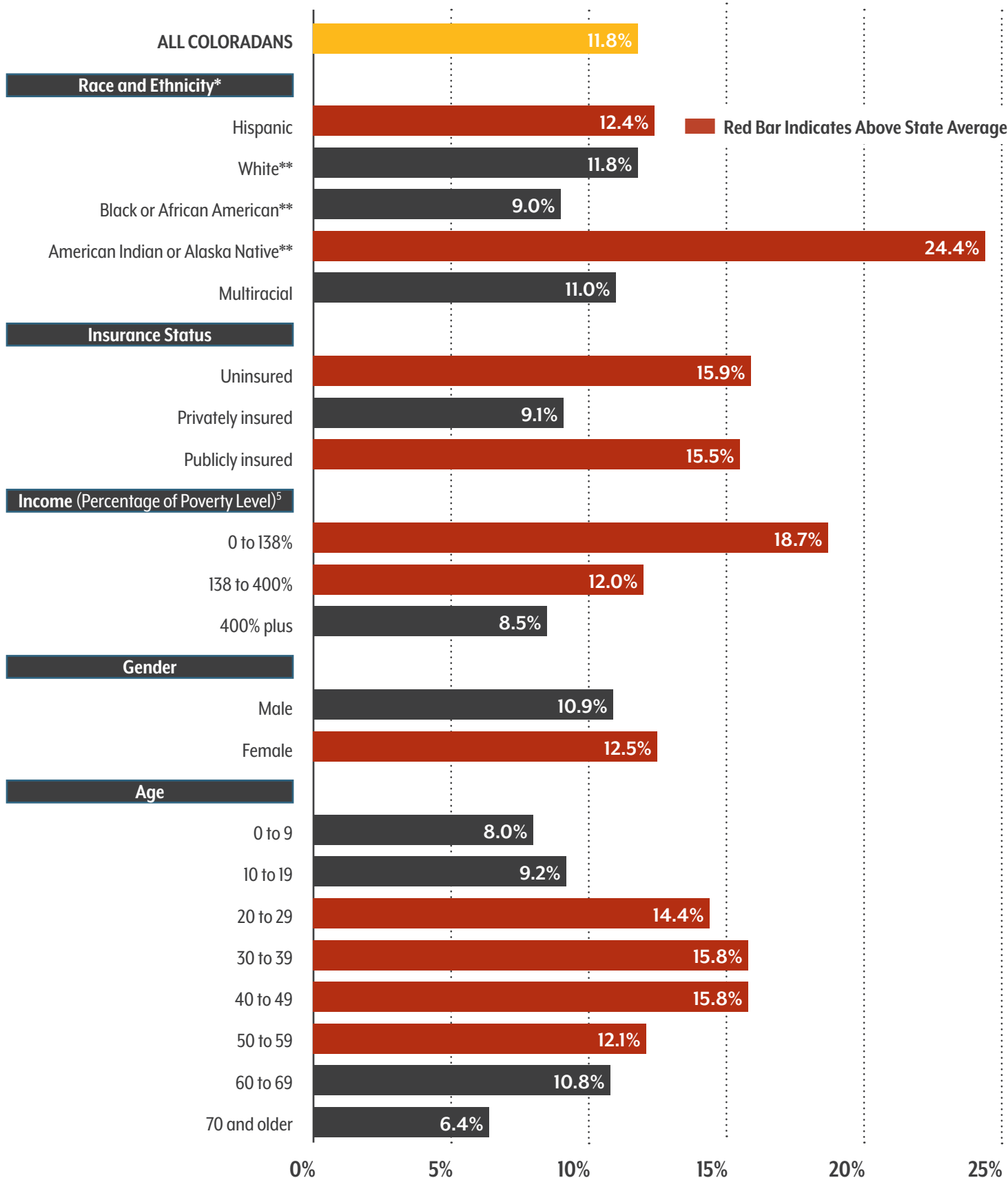
The link between economic status and mental health also shows up in how people with different types of insurance report mental health. Medicaid enrollees, most of whom have incomes below 138 percent of the federal poverty line — about \$34,600 for a family of four — report the highest rates of poor mental health of any other insurance type, at 21.1 percent in 2017 compared with 9.1 percent of people who are privately insured.

Location Matters for Mental Health — And for How It’s Reported

Residents of Douglas County, northwestern Colorado, and southwestern Colorado report the best mental health in the state. Those living in Pueblo, the upper Arkansas Valley, the central Eastern Plains, and the region around Gunnison and Montrose report the worst mental health. Those differences likely reflect both real differences in communities’ mental health and in people’s willingness to talk about their mental health.

Economics can explain some of the regional differences. Douglas County is one of the wealthiest counties in the country, and high incomes likely influence its residents’ mental health. At the other end of the spectrum, communities along the Arkansas River — including Leadville at the headwaters to Pueblo where it meets the plains — have faced economic doldrums and also have some of the state’s highest rates of poor mental health.

FIGURE 1. Percentage of Coloradans Reporting Poor Mental Health, by Demographic Group, 2017



*Does not include Asian Pacific Islander and Native Hawaiian and some other groups due to small sample size. **Non-Hispanic
 Source: Colorado Health Access Survey 2017

PART 2

The Barriers: Cost, Stigma and Scheduling

While it's clear that many Coloradans need support for behavioral health challenges, getting care is not always easy.

The 2017 CHAS shows that thousands of people said they did not get the mental health care (7.6 percent of Coloradans or some 382,000 people) or substance use services (67,000 Coloradans) they needed. The true number is likely larger: The CHAS data do not include people who didn't want or admit to needing services.

However, Colorado is doing better than in the past. The percentage of Coloradans who didn't get needed mental health services decreased from 9.0 percent in 2015 to 7.6 percent 2017, even as the state population grew. This indicates the availability of mental health services may be expanding to keep up with population growth and then some.

Higher Barriers For Some

Many of the same groups that reported high levels of poor mental health also said they did not receive the care they needed.

More women said they did not get needed care

than men. Native Americans were nearly three times as likely to say they did not get needed care as Coloradans as a whole, though the sample size was small. And a greater share of adults in their 30s and 40s than younger and older Coloradans reported that they did not access needed care. Though African-Americans were slightly less likely to report poor mental health than white or non-white Hispanic Coloradans, they were more likely to report not getting needed care.

As with mental health status, income plays a large role in whether people can access care. Some 16.5 percent of Coloradans at the lowest end of the income scale said they did not get needed mental health care or substance use treatment compared with 6.4 percent of those in the highest income group.

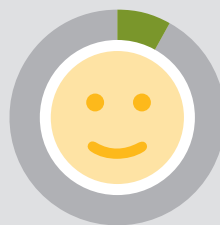
Location and Access to Care

In northeast Colorado and Douglas County, few people said they did not get the care they needed. People in southwestern Colorado and the Upper Arkansas Valley, on the other hand, report not getting needed mental health services at the highest rates, with more than nine percent of residents saying

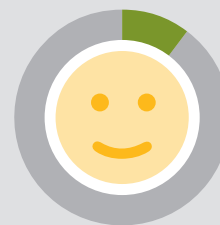
The Mind-Body Connection: Mental and Physical Health

Mental health and physical health are strongly linked. People in poor physical health report poor mental health (33.7 percent) at four times the rate of those in good physical health (8.3 percent). The reverse is also true: People in poor mental health report poor physical health (39.0 percent) at four times the rate of those in good mental health (10.3 percent).

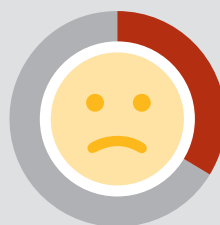
The connection between the two seems to point both to the stresses that can come along with health challenges and to the toll mental health challenges can take on the physical body. It also suggests that there may be benefits to approaching physical and mental health holistically.



8.3%
of Coloradans in good **physical health** say they are in poor mental health



10.3%
of Coloradans in good **mental health** say they are in poor physical health

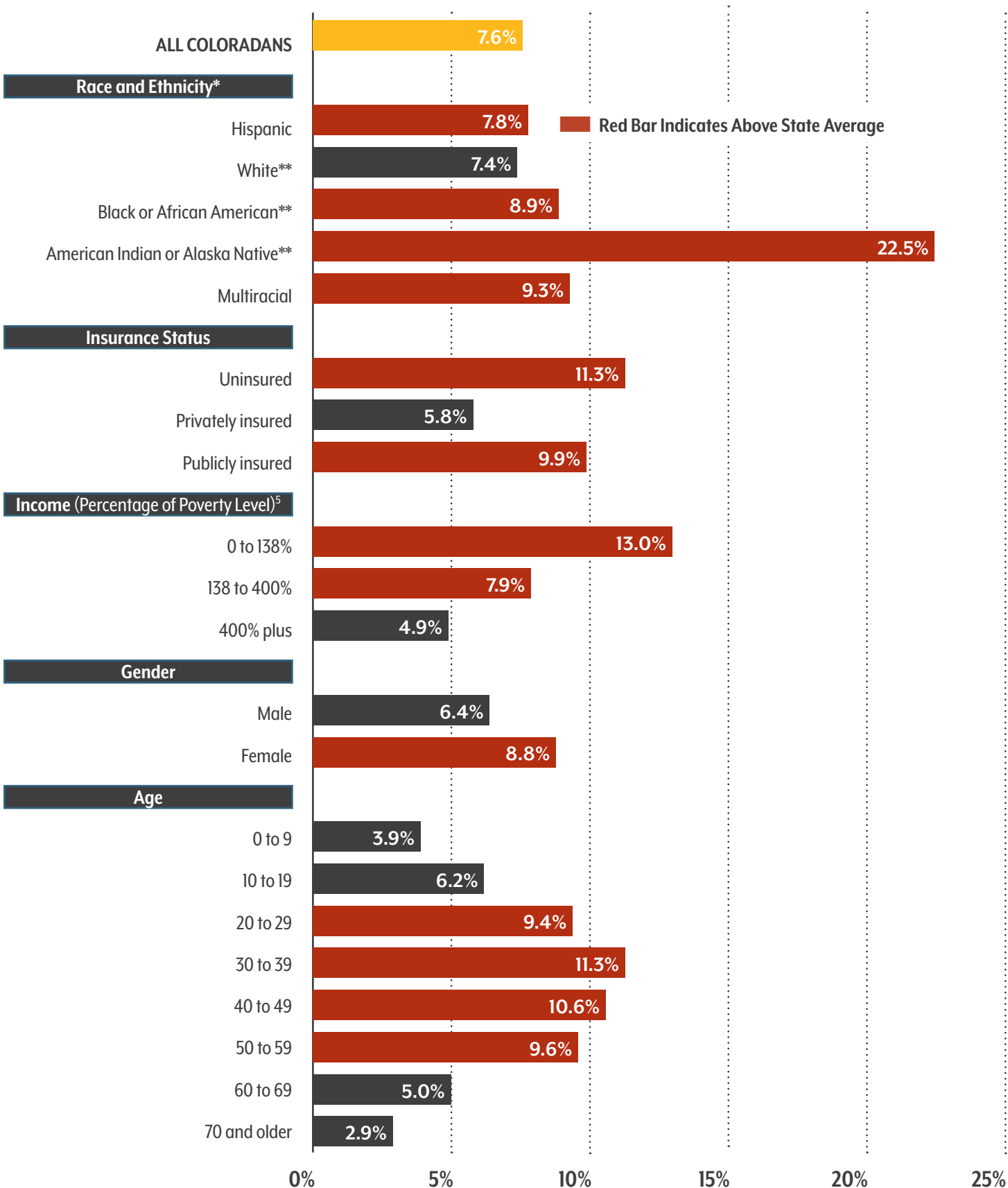


33.7%
of Coloradans in poor **physical health** also report poor mental health



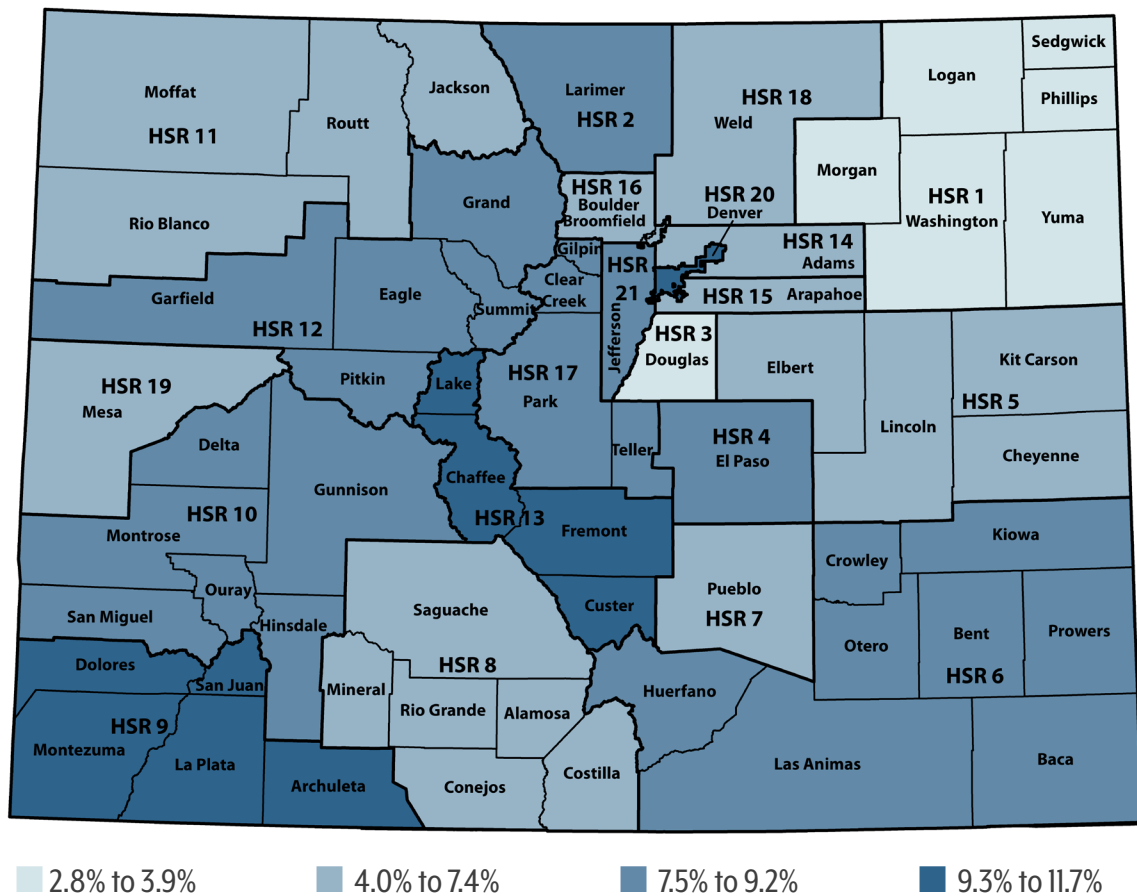
39.0%
of Coloradans in poor **mental health** also report poor physical health

FIGURE 2. Percentage of Coloradans Reporting They Did Not Receive Needed Mental Health Care in the Past 12 Months, by Demographic Group, 2017



*Does not include Asian Pacific Islander and Native Hawaiian and some other groups due to small sample size. **Non-Hispanic
 Source: Colorado Health Access Survey 2017

MAP 2. Percentage of Coloradans Reporting They Did Not Receive Needed Mental Health Care in the Past 12 Months, by Region, 2017



they did not get needed care. Denver residents also reported higher-than-average rates of not getting needed care.

Many factors, including income, insurance, cost, stigma and the availability of providers and appointments could contribute to these differences. For example, Douglas County has the lowest uninsured rate and lowest poverty rates in the state, while southwestern Colorado has some of the highest uninsured rates and highest poverty rates. Many rural parts of the state, including southwest Colorado and the upper Arkansas Valley, have struggled with provider shortages. Other areas have providers, but few that accept Medicaid.

Access to Care Differs for Mental Health, Substance Use

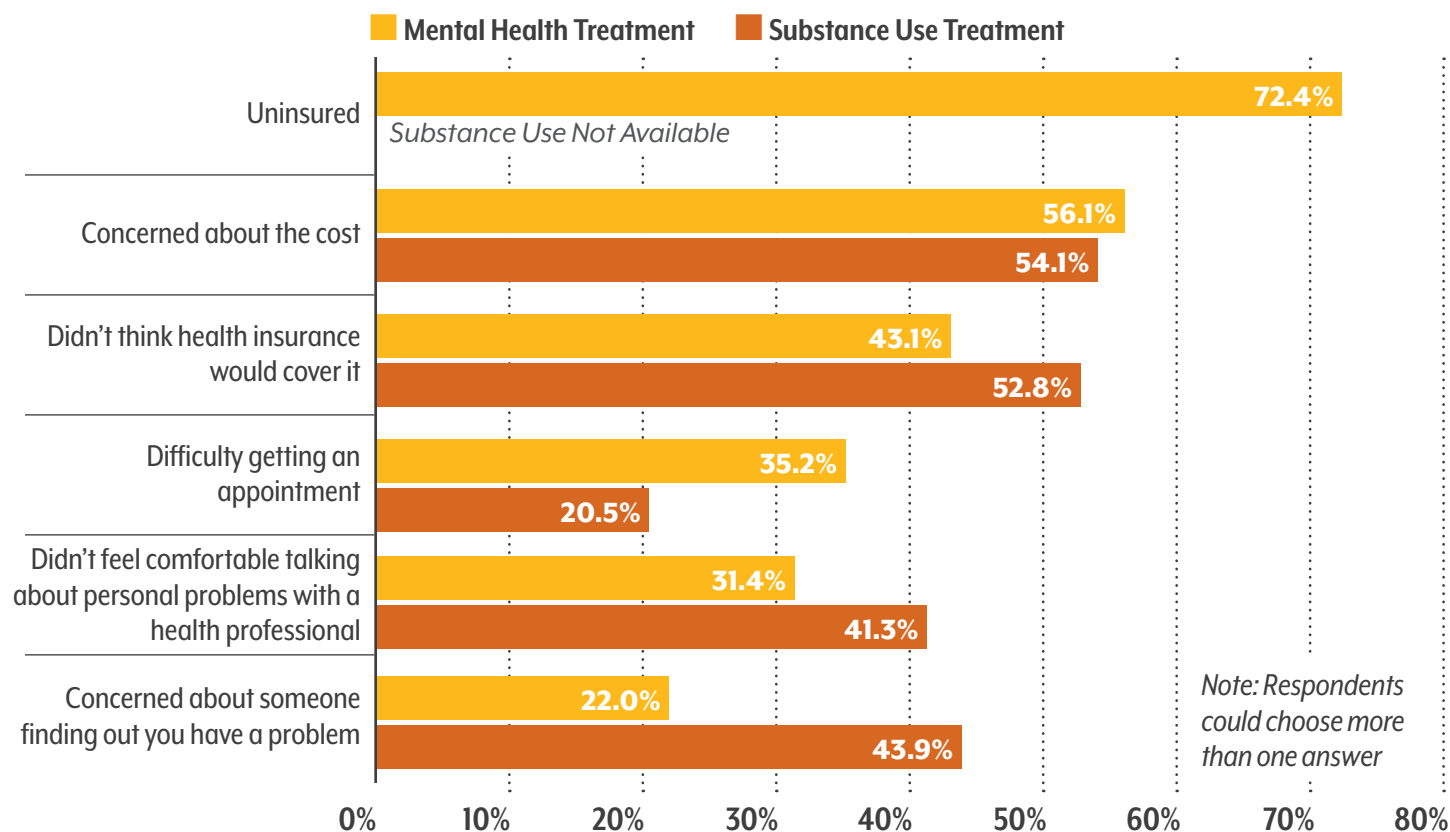
Mental health and substance use are closely related topics, but the services are separate medical specialties, and access differs, according to the CHAS.

Cost and coverage are major concerns for people who need care for mental health and substance use. This helps explain the number of lower-income Coloradans who reported they did not access the care they need. It is worth noting since a larger portion of lower-income Coloradans reported poor mental health.

More than half of people who said they did not get the care they needed for both mental health and substance use said that cost was a barrier.

But this is actually a significant improvement from 2013, when more than three quarters of those who didn't get mental health care said this was an issue.

Insurance coverage was also a concern. More than 40 percent of those who didn't get necessary mental health care thought their insurance wouldn't cover it, as did more than half of those who didn't get necessary substance use treatment. While this is still a significant barrier, it is also an improvement from 2013, when more than half of people thought their insurance wouldn't cover mental health care.

FIGURE 3. Reasons Coloradans Who Needed Behavioral Health Care Give for Not Receiving It, 2017

The improvement between 2013 and 2017 is likely evidence of the impact of the Affordable Care Act (ACA). It required most plans to cover mental health services as an essential health benefit and allowed states to expand Medicaid, which also helps cover mental health services.

More people who had private insurance were concerned their insurance would not cover mental health care: Among the privately insured, 52 percent thought mental health care might not be covered, compared with 32.7 percent of those with public insurance. This is likely because most public insurance plans cover mental health services — but some private plans still do not. While mental health and substance use services are considered essential health benefits under the ACA and Colorado state law dictates that many plans must cover behavioral health services, some private plans are exempt from the state's requirement to cover these services.

Stigma Remains a Barrier

For some, behavioral health is an uncomfortable subject. People's attitudes and beliefs about mental

illness can lead them to deny symptoms, delay treatment and suffer hardships. A national survey conducted by the CDC found that many people feel ashamed of their challenges or worry that others will not be sympathetic to their conditions.⁶

The CHAS asks about two stigma-related reasons for not accessing mental health care — “You were concerned about what would happen if someone found out you had a problem,” and “You did not feel comfortable talking with a health professional about your personal problems.”

Some groups were more likely to report stigma than others. Nearly half of men (46.6 percent) who did not get mental health services said that they were concerned about someone finding out they have a problem. Just a third of women (32.2 percent) reported the same.

Stigma was a particular barrier for people struggling with substance use: 43.9 percent of people who said they didn't get needed substance use treatment said they worried about someone finding out they had a problem compared with just 22.0 percent of those who said it was a barrier for mental health.

PART 3

A Role for Primary Care?

In Colorado, it is harder to get an appointment for mental health and substance use than for primary care, according to the CHAS.

- 20.5 percent of those who couldn't get needed services for drug or alcohol use said it was because they had a hard time getting an appointment.
- 35.2 percent who couldn't get needed mental health services said it was because they had a hard time getting an appointment.
- Meanwhile, just 11.1 percent of Coloradans didn't see a general doctor because of difficulty getting an appointment.

Of those who couldn't get needed behavioral health services, 70.2 percent did see their primary care doctor within the past year. So maybe it's no surprise that more people are talking to a general doctor about their mental health (15.9 percent) than to a mental health provider (14.6 percent).

This points to the potential benefits of physical and mental health professionals working together on their patients' health. In Colorado, more health organizations are moving toward a model called "integrated care," in which health care professionals from different specialties collaborate.

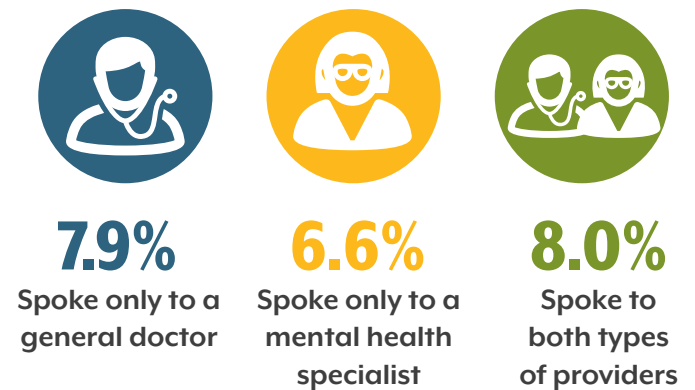
Conclusion

Behavioral health is complex, and tracking Coloradans' experiences with it can pose challenges. The CHAS suggests that more Coloradans are struggling with their mental health, and that a significant number don't have access to the care and support they need to improve the situation.

Coloradans with lower incomes and without insurance, those who are not white, adults in their 30s and 40s, and women report particularly high levels of vulnerability.

Coloradans say that behavioral health treatment can be harder to come by than support for physical health. The cost of behavioral health care, the availability of appointments, and stigma —

FIGURE 4. Coloradans Who Talked to a Primary Care Provider, a Mental Health Specialist, or Both About Their Mental Health



particularly around substance use — are persistent barriers.

And yet the data point to a strong connection between physical and mental health. Colorado's growing numbers of drug overdose fatalities and suicides show that, without support, the consequences of mental health struggles and substance use can be dire. Understanding and providing appropriate care for behavioral health is a critical part of improving overall health in Colorado.

Policymakers, health care organizations and others are working to expand access to care and help improve the systems that patients use to find care. Major statewide efforts focus on integrating behavioral health into primary care — a move that might help improve access and encourage patients to discuss behavioral health with their primary care physicians. Other initiatives focus on bringing needed substance use prevention, treatment and harm reduction efforts to more parts of the state. Still others bring providers to underserved communities, raise awareness about mental health, and help people navigate the complex behavioral health system.

As new efforts move forward, the CHAS will help track how they are affecting access to behavioral health care and, eventually, the mental health of all Coloradans.

Endnotes

1 Mental Health America. (2018). *The State of Mental Health in America 2018*. Available at: <http://www.mentalhealthamerica.net/issues/state-mental-health-america>

2 Centers for Disease Control and Prevention. (2018). *Suicide Mortality by State: 2016*. Available at: <https://www.cdc.gov/nchs/pressroom/sosmap/suicide-mortality/suicide.htm>

3 Humphreys, K. (2016). "Where people drink the most booze and do the most drugs." *The Washington Post*. May 23, 2016. Available at: https://www.washingtonpost.com/news/wonk/wp/2016/05/23/where-people-drink-the-most-booze-and-do-the-most-drugs/?utm_term=.8501ff8d685c

4 Graham, C. & Ruiz Pozuelo, J. (2017). "Happiness, stress, and age: how the U curve varies across people and places." *Journal of Population Economics*, 30: 225. Available at: <https://doi.org/10.1007/s00148-016-0611-2>

5 The federal poverty level in 2017 for a family of four is \$24,600.

6 Centers for Disease Control and Prevention. (2018). *Behavioral Risk Factor Surveillance System*. Available at: https://www.cdc.gov/brfss/?DocLinkDir=Asc&LetterGridDir=Asc&s_sec_type=1&indicator_id=&indicator_class=23&indicator_risk=



The Colorado Health Institute is a trusted source of independent and objective health information, data and analysis for the state's health care leaders. The Colorado Health Institute is funded by the Caring for Colorado Foundation, Rose Community Foundation, The Colorado Trust and the Colorado Health Foundation.

303 E. 17th Ave., Suite 930, Denver, CO 80203 • 303.831.4200
coloradohealthinstitute.org

OUR FUNDERS



The Colorado Health Foundation™



THE
COLORADO
TRUST

CARING *for*
COLORADO
FOUNDATION
A Health Grantmaker

ROSE
COMMUNITY FOUNDATION