

# Reconnaissance Report

## EASTERN PLAINS AND FRONT RANGE GRAIN ELEVATORS of Colorado



Report Prepared by:  
Kris Christensen and  
Michelle Chichester

University of Colorado Denver  
Center of Preservation Research  
College of Architecture and Planning  
September 2009

Funded in part by a grant from Colorado's State Historical Fund Project #2006-M2-009

# RECONNAISSANCE REPORT

## **EASTERN PLAINS AND FRONT RANGE GRAIN ELEVATORS OF COLORADO**

Document Prepared By:  
Kris Christensen  
Michelle Chichester

Principal Investigator: Ekaterini Vlahos

University of Colorado Denver  
Center of Preservation Research  
College of Architecture and Planning

Funded in part by a grant from Colorado's State Historical Fund  
Project #2006-M2-009

## *Acknowledgments*

Thanks to the many students involved in this project for the numerous grain elevators they documented. Each student is identified in the following report.

A special thanks to Michele Chichester, B.Arch, University of Colorado Boulder for the numerous hours assisting with the preparation and design of this report. Thanks also go to Whitney Willits, B.Arch University of Colorado Boulder for her additional efforts in completing this document.

This report was artfully prepared by Michelle Chichester and designer Julie D'Ascanio.

© 2009 University of Colorado Denver

**TABLE OF CONTENTS**

**INTRODUCTION**..... 1  
    PROJECT PURPOSE..... 1  
    FUNDING ..... 2

**RECONNAISSANCE SURVEY REPORT** ..... 2  
    PROJECT AREA ..... 2  
    RESEARCH DESIGN & METHODOLOGY..... 3

**SURVEY RESULTS** ..... 6



## **INTRODUCTION**

This report focuses on the detailed results of the reconnaissance survey portion of this project. The reconnaissance survey included locating grain elevators and their subsequent photographic and visual documentation. The detail reports follow this introduction and include: tally of resources by county, listing of resources with prioritization for future investigation by county and, finally, images and field descriptions of each elevation. For additional information on grain elevator resources, refer to the Reconnaissance Report and Historic Context for the Eastern Plains and Front Range Grain Elevators of Colorado.

## PROJECT PURPOSE

Grain elevators are one of the most iconic of all structures on the plains of the United States and Canada. They not only contribute to the economies of rural communities, but also serve as way finders in sparsely settled areas. Colorado boasts a variety of types of grain elevators, many of which face threats due to changes in agriculture that have resulted in abandonment, demolition or neglect. Under the guidance of faculty (Ekaterini Vlahos, Associate Professor and Kris Christensen, PhD student/Graduate Part-Time Instructor), the students at the University of Colorado Denver contributed to all products for this State Historical Fund grant project. This project fulfilled multiple purposes: 1) a photo documentation of extant elevators, 2) a contextual study, and 3) an educational opportunity for students. During the first phase, faculty and students located, photographed and documented grain elevators along the Front Range and Eastern Plains of Colorado at the reconnaissance level. The reconnaissance survey included all extant grain elevators regardless of construction date, determined condition and current use for the elevators, and developed a prioritized list of elevators warranting further intensive study. The reconnaissance results follow in this document.

This document provides the student's findings and summarizes their field notes, associating them with images of the elevators. It will assist future researchers by providing access to information about the history and development of Colorado grain elevators. Such details are vital for future intensive survey work on individual properties.

Finally, the project served as an educational opportunity for graduate students at the University of Colorado Denver in the College of Architecture and Planning. Students

learned how to conduct a selective reconnaissance survey, developed research skills, and had the opportunity to synthesize their findings. Seven students from the architecture and planning disciplines participated in a summer course in 2006, focusing primarily on the reconnaissance survey and the research process for gathering background material for this report. These seven students were: Priscilla Aguirre (architecture), Tiffany Coppock (architecture/preservation certificate), Leo Darnell (architecture), Candace Lothian (planning/preservation certificate), Casie Radford (architecture/preservation certificate) and Josh Voeller (architecture). Two students (Tiffany Coppock and Casie Radford) continued to work on the project during the fall semester of 2006, finalizing the reconnaissance survey. Tiffany Coppock continued her participation in 2007 to develop the survey database.

This document represents the reconnaissance survey results portion of the project. The project includes a separate context study document, and both provide guidance for future intensive level surveys and investigation.

## FUNDING

This project was partially funded by a State Historical Fund grant award (project number 06-M2-009) from the Colorado Historical Society. The College of Architecture and Planning at the University of Colorado Denver provided funds for faculty and PhD/Graduate Part-Time instructor salaries. Some students received funds from the AmeriCorps Program, which provides tuition assistance or loan payments for students participating in community-oriented projects.

## **RECONNAISSANCE SURVEY REPORT**

### PROJECT AREA

Based upon the shared agricultural history, Kris Christensen, in consultation with SHF staff, selected the Front Range and Eastern Plains as the focus of this project. The Front Range area included those counties along I-25, which is the major north/south interstate in Colorado. The Eastern Plains area encompassed counties from east of the I-25 corridor to the Colorado border. Grouping counties regionally facilitated organization of the research and travel. Maps of the project area are located in Appendix 1 of the context report document associated with this project and located at the Office of Archaeology and Historic Preservation. From north to south the groupings of counties researched were:

**Northern Front Range:** Larimer, Boulder, Jefferson, Denver, and Arapahoe counties.

**Southern Front Range:** Elbert, El Paso, Douglas, and Pueblo counties.

**North East:** Weld, Fort Morgan, Logan, Washington, Sedgwick, Phillips, and Yuma counties.

**Central East:** Lincoln, Kit Carson, Cheyenne, Crowley, and Kiowa counties.

**South East:** Huerfano, Otero, Las Animas, Bent, Prowers, and Baca counties.

Note: Resources west of I-25 were not investigated as part of the reconnaissance survey since the agricultural history in terms of climate, crops, and overall agricultural traditions differs substantially from that of the Front Range and Eastern Plains.

## RESEARCH DESIGN & METHODOLOGY

The objective of this project was to locate, identify, and record as many grain elevators as possible in the designated research area. Location and identification of these resources provided a better understanding of grain elevators and established a foundation for future intensive inventory work. It was important to visit the sites and to compile a basic level of both photo and observational documentation before these grain elevators are potentially lost to threats such as abandonment or hazards such as fire and vandalism.

The lack of previous studies necessitated using a reconnaissance level survey to act as a planning tool for future intensive investigations. The document includes recommendations on priorities for intensive survey. This project is a first step in what, hopefully, will be a continuing effort to study elevators and eventually prepare State or National Register nominations for eligible elevators.

The project focused on active and inactive commercial grain elevators, resources located almost exclusively along existing or former rail lines. Defining features of commercial elevators include a shed for truck entry; grain pit; wood, steel or concrete construction; and internal grain bins.

The project did not document resources identified as grain, silos, granaries, or single grain storage units appearing on non-commercial private property.



Student researchers utilized the *Colorado Railroad Map* published by the Colorado Railroad Museum and any necessary highway and local maps to identify locations of resources. Utilizing the *Colorado Railroad Map* ensured only commercial grain elevators were documented. Student researchers also utilized fire insurance maps to supplement information from these sources. Publications about the spacing of elevators along rail lines were useful in identifying potential resource locations. Students then traveled these routes, where accessible, to document the resources.

Since grain elevators are at risk of sudden loss, photographic data collection was a key method to ensure these elevators received at least a minimal amount of documentation. Grain elevators were recorded regardless of age or potential eligibility. Students took digital photographs of all property elevations visible from the public right of way or all sides when owners/owner representatives granted verbal permission to enter the property. The Office of Archaeology and Historic Preservation provided the naming conventions for the digital photographic files. Files are in a tiff format and organized by county, town, and then elevator. Digital photographs are located at the Colorado Historical Society's Office of Archeology and Historic Preservation, with copies retained at the Center of Preservation Research in the College of Architecture and Planning at the University of Colorado Denver.

In addition to digital photography, the researchers recorded visual observations as field notes. Field notes focused on type of structure, associated buildings, and location. Library research focused on the broader understanding of the role of grain elevators in Colorado; however, in the process, students did uncover information on some of the individual resources. The field notes are part of this document and will be available at the Office of Archaeology and Historic Preservation through a searchable Access database for future intensive surveys. Students and principals utilized central research centers such as the Denver Public Library and the Stephen H. Hart Library at the Colorado Historical Society and accessed resource files from the Office of Archaeology and Historic Preservation's Compass database. Research also was conducted at the Colorado State Archives and the libraries at the University of Northern Colorado, University of Colorado Boulder, Auraria Campus, Colorado State University, and the Colorado Railroad Museum. Researchers took advantage of the various resources available on the World Wide Web; key sources included web sites for the federal government, farming and grain elevator ownership associations, historical societies, and sites with numerical information such as population and crop statistics.

The completed reconnaissance survey did not make determinations of field eligibility; however, this document provides guidance for further evaluation. Eligibility determinations for individual elevators may be made during future intensive survey. Project organizers expected several outcomes from the completed, grant-funded project: a reasonably comprehensive list of grain elevators and their locations, the completion of a reconnaissance survey report with context study, and a number of recommendations for further research efforts. All three outcomes were accomplished.

A summary of properties inventoried and their survey priorities (high-within five years, moderate-within five to eight years, low-as resources become available) is included in this report. High priority elevators include those in use, of older age, poorer condition and are in operation. Medium rated grain elevators are in operation and are in good condition and not in eminent danger of loss. Low priority elevators include those that are post 1950, in good condition or old elevators that have been abandoned. It is believed that there will be greater participation in future intensive survey by owners of active elevators as they can take advantage of benefits should they be found eligible and listed on the National or State Register of Historic Places. It is for that reason that operational status was included in the ranking of priority. The scale system is based on field observations. In sum: 19 elevators are inventoried, one in on the State Register, 54 are considered high priority, 57 are medium priority and 178 are low priority.

The reconnaissance survey fieldwork was completed between June 2006 and May 2007. After analysis of collected data, additional research occurred between May 2007 and August 2008.

There was little deviation from the research design. However, the research and documentation took significantly longer than anticipated due to the large geographic area covered and the greater than expected number of grain elevators identified. The period in which students had to conduct their work, one summer semester, left areas of the Front Range and Eastern Plains un-surveyed. For this reason, research assistants were hired and the project time line was extended. Kris Christensen, PhD Student/Graduate Part-Time Instructor, provided project oversight, student training, consolidation of data, and report preparation. Associate Professor Ekaterini Vlahos acted as principal investigator.

## **SURVEY RESULTS**

Through the reconnaissance survey, the student researchers were able to establish location, type, style and condition of the Front Range and Eastern Plains grain elevator resources. This report summarizes those findings. In sum: a total of 308 grain elevators, mills, warehouses, and feed handling centers were located and photographed during the reconnaissance survey. Documentation of resources was not based on age and included post-World War II structures as well as those constructed prior to that date. Of the grain elevators surveyed, 55 were wood cribbed, 50 were wood frame, 58 were steel, 95 were concrete, 37 were feed handling centers, 10 were mills, and 3 were warehouses. Detailed information on each elevator follows.

All grain elevators documented are presented in this report. The report entries include a photograph, verbal description, location and priority. Additional photographs are available digitally at the Office of Archaeology and Historic Preservation. Each grain elevator presented is also included in the searchable Access database, also available at OAHP.

The following should be added to the database as funds permit: UTM locations, ownership information and construction dates.

EASTERN PLAINS AND FRONT RANGE GRAIN ELEVATORS OF COLORADO  
RECONASSIANCE REPORT

---

**SURVEY RESULTS**

County	Cribbed	Frame	Steel	Concrete	Feed Handling Centers	Mills/Feed Stores - Brick	Warehouse	Total
Adams	3	2	1	7	3			16
Arapahoe	1	1	2	2				6
Baca	2	2	3	9	1			17
Bent		1		2				3
Boulder	2	1						3
Broomfield	1		1					2
Cheyenne	1		3	3	2			9
Crowley				1				1
Denver				4				4
Douglas						1		1
El Paso		1						1
Elbert		3		1	1			5
Huerfano		1				1		2
Jefferson				2		1		3
Kiowa	2	1	1	6				10
Kit Carson	1	4	9	6	12			32
Larimer	4		1	3		3		11
Las Animas						1		1
Lincoln	1	4	1	3				9
Logan	2	8	10	4				24
Morgan		1	4	4	1			10
Otero	4	1	1				2	8
Phillips	6	3		9				18
Prowers	1	1	1	6	1			10
Pueblo						1		1
Sedgwick		2	1	3	1			7
Washington	2	4	9	2	6		1	24
Weld	18	8	8	12	8	1		55
Yuma	4	1	2	6	1	1		15
Total Elevators	55	50	58	95	37	10	3	308

Cribbed: Dominant building material of stacked wood lumber construction with metal siding

Frame: Dominant building material of wood in balloon frame construction with bracing and metal siding

Steel: Dominant building material of steel; includes steel tile (panel) and open leg units

Concrete: Dominant building material of concrete; includes both country and terminal elevators

Feed Handling Center: Dominant building material of steel silos grouped together with an elevator leg; can be corrugated, tile (panel) or plain sheet metal

Mills/Feed Stores: Dominant materials of wood and brick; functions are flour and feed mills, not grain storage

Warehouse: Dominant building materials of steel or wood; function as sorting area or additional storage

County	Town	Elevator Name	Type	Priority
Adams	Bennett	Roggen Farmers Elevator Assoc.-Bennett Elevator 1	Frame	High
Adams	Bennett	Roggen Farmers Elevator Assoc.-Bennett Elevator 2	Concrete	High
Adams	Bennett	Roggen Farmers Elevator Assoc.-Bennett Elevator 3	Concrete	High
Adams	Bennett	Roggen Farmers Elevator Assoc.-Feed Handling Center 1	Feed Handling Center	Low
Adams	Bennett	Roggen Farmers Elevator Assoc.-Feed Handling Center 2	Feed Handling Center	Low
Adams	Brighton	Brighton Grain Company	Cribbed	Medium
Adams	Commerce City	Commerce City Grain, LLC-Elevator 1	Concrete/Terminal	Low
Adams	Commerce City	Commerce City Grain, LLC-Elevator 2	Concrete/Terminal	Low
Adams	Commerce City	Commerce City Grain, LLC-Elevator 3-Union Equity	Concrete/Terminal	Low
Adams	Commerce City	Commerce City Grain, LLC-Elevator 4	Concrete/Terminal	Low
Adams	Strasburg	Strasburg Elevator 1	Cribbed	Medium
Adams	Strasburg	Strasburg Elevator 2	Cribbed	Medium
Adams	Strasburg	Strasburg Elevator 3	Steel Tile	Medium
Adams	Thornton	Eastlake Elevator	Frame	5AM.1445
Adams	Watkins	Watkins Grain Company-Watkins Elevator 1	Concrete	High
Adams	Watkins	Watkins Grain Company-Watkins Elevator 2	Feed Handling Center	Low
Arapahoe	Byers	Cargill- Byers Elevator 1	Steel Tile	Low
Arapahoe	Byers	Cargill- Byers Elevator 2	Concrete	Low
Arapahoe	Byers	Cargill- Byers Elevator 3	Concrete	Low
Arapahoe	Deer Trail	Deer Trail Elevator 1	Steel Tile	Medium
Arapahoe	Deer Trail	Deer Trail Elevator 2	Frame	High
Arapahoe	Littleton	The Mill Restaurant	Cribbed	Low
Baca	Bartlett	Bartlett Elevator 1	Concrete	Low
Baca	Bartlett	Bartlett Elevator 2	Steel Tile	Low
Baca	Campo	Campo Elevator 1	Cribbed	Low
Baca	Pritchett	Pritchett Elevator 1-Hart-Bartlett-Sturtevant Grain Co.	Frame	High
Baca	Pritchett	Pritchett Elevator 2	Concrete	Low
Baca	Pritchett	Pritchett Elevator 3-Gano/Co-op	Concrete	High

County	Town	Elevator Name	Type	Priority
Baca	Pritchett	Pritchett Elevator 4	Concrete	Low
Baca	Springfield	Springfield Co-op Elevator 1	Concrete	Low
Baca	Springfield	Springfield Co-op Elevator 2	Concrete	Low
Baca	Vilas	Vilas Elevator 1	Cribbed	Low
Baca	Vilas	Vilas Elevator 2-Collingwood	Frame	Low
Baca	Vilas	Vilas Elevator 3	Steel	Low
Baca	Walsh	Baca County Feed yard	Feed Handling Center	Low
Baca	Walsh	Bartlett Grain Company, LP	Concrete	Low
Baca	Walsh	Colorado Gasohol Inc.	Concrete	High
Baca	Walsh	East of Walsh Elevator 1-Skyland Grain LLC	Concrete	Low
Baca	Walsh	Walsh Elevator 1-Tempel Grain Co.	Steel Tile	Medium
Bent	Fort Lyon	Fort Lyon Elevator 1-Colorado Feeds, Inc	Concrete	Medium
Bent	Las Animas	Showalter Grain Company/Las Animas Milling & Elevator Company/Nutrena	Frame	Low
Bent	McClave	McClave Elevator 1-Coors Brewing Co.	Concrete	Medium
Boulder	Hygiene	Private farm near Hygiene	Frame	Medium
Boulder	Lafayette	Lafayette Feed Street Store	Cribbed	High
Boulder	Louisville	Louisville Mill	Cribbed	5BL.8929
Broomfield	Broomfield	Coors Brewing Co.	Cribbed	5BF.85
Broomfield	Broomfield	Zang Brewery Elevator	Steel Tile	5BF.180
Cheyenne	Cheyenne Wells	Cargill Grain Elevator- Cheyenne Wells Elevator 1	Steel Tile	Medium
Cheyenne	Cheyenne Wells	Cargill Grain Elevator- Cheyenne Wells Elevator 2	Steel Tile	Low
Cheyenne	Cheyenne Wells	Cargill Grain Elevator- Cheyenne Wells Elevator 3	Cribbed	Low
Cheyenne	Cheyenne Wells	Cargill Grain Elevator- Cheyenne Wells Elevator 4	Feed Handling Center	Low
Cheyenne	Cheyenne Wells	Cheyenne Wells Elevator 5 (Private)	Concrete	Low
Cheyenne	First View	First View Elevator 1	Concrete	Medium
Cheyenne	First View	First View Elevator 2	Feed Handling Center	Low
Cheyenne	Kit Carson	Kit Carson Elevator 1	Steel	High

County	Town	Elevator Name	Type	Priority
Cheyenne	Kit Carson	Kit Carson Elevator 2	Concrete	Low
Crowley	Sugar City	Sugar City Elevator	Concrete	5CW.30.12
Denver	Denver	Cargill, Inc.	Concrete	Low
Denver	Denver	Giambrocco Food Service	Concrete	Low
Denver	Denver	Manna Pro Corporation	Concrete	Low
Denver	Denver	Ralston Purina	Concrete	Low
Douglas	Castle Rock	Castle Rock Feed and Supply Co.	Frame	High
El Paso	Calhan	Pikes Peak Co-op Elevator	Frame	Low
Elbert	Agate	Agate Elevator Company	Concrete	Low
Elbert	Agate	Agate Feed Handling Center	Feed Handling Center	Low
Elbert	Mathison	Mathison Elevator 1-Snell Grain & Feed	Frame	Medium
Elbert	Mathison	Mathison Elevator 2	Frame	5EL.267
Elbert	Simla	Isley Lumber & Coal Company	Frame	5EL.296
Huerfano	Walsenburg	Sporleder Feeds	Frame	Low
Huerfano	Walsenburg	Walsenburg Mill-Check R Mix Feeds	Feed Mill-Brick	Low
Jefferson	Arvada	Arvada Flour Mill	Mill-Frame	Low
Jefferson	Golden	Coors Brewery Plant Elevator 1	Concrete/Terminal	Low
Jefferson	Golden	Coors Brewery Plant Elevator 2	Concrete/Terminal	Low
Kiowa	Brandon	Brandon Elevator 1	Cribbed	5KW.52.51
Kiowa	Brandon	Brandon Elevator 2	Concrete	5KW.52.7
Kiowa	Eads	Eads Elevator 1-Bartlett and Grain Co. Grain Elevator	Concrete	5KW.52.10
Kiowa	Haswell	Haswell Co-op Elevator 1-Tempel Grain Elevators, LLP	Concrete	Low
Kiowa	Haswell	Haswell Elevator 2	Cribbed	Medium
Kiowa	Sheridan Lake	Boulware Grain Co.	Frame	5KW.52.39
Kiowa	Sheridan Lake	Temple Grain Elevators, LLP/FarmCo. Inc. Elevator	Concrete	5KW.52.2
Kiowa	Towner	Towner Elevator 1	Steel	High
Kiowa	Towner	Towner Elevator 2-Bartlett Elevator	Concrete	Medium
Kiowa	Towner	Towner Elevator 3	Concrete	Low

County	Town	Elevator Name	Type	Priority
Kit Carson	Bethune	Bethune Grain Company Elevator 1	Feed Handling Center	Low
Kit Carson	Bethune	Bethune Grain Company Elevator 2	Cribbed	Medium
Kit Carson	Bethune	Bethune Grain Company Elevator 3	Feed Handling Center	Low
Kit Carson	Bethune	Bethune Grain Company Elevator 4	Steel Tile	Low
Kit Carson	Bethune	Bethune Grain Company Elevator 5	Steel Tile	Low
Kit Carson	Burlington	Burlington Elevator 1	Feed Handling Center	Low
Kit Carson	Burlington	Burlington Elevator 10	Steel	Low
Kit Carson	Burlington	Burlington Elevator 11	Feed Handling Center	Low
Kit Carson	Burlington	Burlington Elevator 2	Feed Handling Center	Low
Kit Carson	Burlington	Burlington Elevator 3/Co-op	Concrete	Medium
Kit Carson	Burlington	Burlington Elevator 4/Co-op	Concrete/Terminal	Medium
Kit Carson	Burlington	Burlington Elevator 5/Co-op	Frame	High
Kit Carson	Burlington	Burlington Elevator 6	Frame	Low
Kit Carson	Burlington	Burlington Elevator 8/Co-op	Steel	Low
Kit Carson	Burlington	Burlington Elevator 9	Feed Handling Center	Low
Kit Carson	Burlington	Plains Grain Co./Burlington Equity Co-op Elevator 7	Concrete	High
Kit Carson	Flagler	Flagler Elevator 1	Steel Tile	High
Kit Carson	Flagler	Flagler Elevator 2/Equity Co-op	Steel	Medium
Kit Carson	Flagler	Flagler Elevator 3/Equity Co-op	Concrete/Terminal	Low
Kit Carson	Flagler	Flagler Elevator 4	Frame	High
Kit Carson	Flagler	Flagler Feed Handling Center 1	Feed Handling Center	Low
Kit Carson	Flagler	Flagler Feed Handling Center 2	Feed Handling Center	Low
Kit Carson	Seibert	Seibert Elevator 1/Equity Co-op	Concrete/Terminal	Low
Kit Carson	Seibert	Seibert Elevator 2	Concrete	Low
Kit Carson	Seibert	Seibert Elevator 3/Co-op	Feed Handling Center	Low
Kit Carson	Seibert	Seibert Elevator 4/Co-op	Steel	Low
Kit Carson	Stratton	Stratton Elevator 1/Equity Co-op	Steel Tile	Low
Kit Carson	Vona	Vona Elevator 1	Steel Tile	Medium



County	Town	Elevator Name	Type	Priority
Kit Carson	Vona	Vona Elevator 2-Vona Grain Company	Frame	Medium
Kit Carson	Vona	Vona Elevator 3	Feed Handling Center	Low
Kit Carson	Vona	Vona Elevator 4	Feed Handling Center	Low
Larimer	Berthoud	Berthoud Elevator 1	Concrete	High
Larimer	Berthoud	Berthoud Elevator 2	Cribbed	High
Larimer	Buckeye	Buckeye Elevator 1-Horton Feedlot	Cribbed	Low
Larimer	Fort Collins	Budweiser Brewery	Concrete	Low
Larimer	Fort Collins	Feed Store-Fort Collins Elevator 3	Feed Store-Brick	Low
Larimer	Fort Collins	Harmony Mill	Mill-Brick	Inventoried
Larimer	Fort Collins	North Colorado Feeders Supply	Feed Store-Brick	Inventoried
Larimer	Fort Collins	Ranch-Way Feed Mills	Concrete	Medium
Larimer	Loveland	Loveland Feed & Grain Company	Frame and Brick	5LR.6671
Larimer	Unincorporated Larimer County	Zimmerman Elevator	Steel Tile	5LR.11408
Larimer	Wellington	Wellington Elevator 1	Cribbed	5LR.10439
Larimer	Wellington	Wellington Elevator 2-Heiden's Feed and Grain	Cribbed	Low
Las Animas	Trinidad	Marty Feeds	Cribbed	Medium
Lincoln	Arriba	Arriba Elevator 1-Arriba Grain, Inc	Concrete	Low
Lincoln	Arriba	Arriba Elevator 2-Snell Grain Company	Frame	Medium
Lincoln	Arriba	Arriba Elevator 3-Snell Grain Company	Frame	Low
Lincoln	Arriba	Arriba Elevator 4	Steel Tile	Low
Lincoln	Genoa	Collingwood Grain, Inc./Snell Grain Company	Concrete	5LN.433
Lincoln	Hugo	Hugo Elevator 1-Snell Grain Company	Frame	Low
Lincoln	Hugo	Hugo Elevator 2	Frame	Low
Lincoln	Limon	Limon Elevator 1	Cribbed	Low
Lincoln	Limon	Limon Elevator 2	Concrete	Low
Logan	Atwood	Atwood Elevator 1-Farmers Co-op Elevator	Concrete	Low
Logan	Atwood	Atwood Elevator 2-Lousberg Grain, LLC	Steel Feed Mill	Low

County	Town	Elevator Name	Type	Priority
Logan	Dailey	Dailey Co-op Elevator 1	Steel Tile	Medium
Logan	Dailey	Dailey Co-op Elevator 2	Frame	Low
Logan	Fleming	Fleming Elevator 1	Cribbed	Low
Logan	Fleming	Fleming Elevator 2-Fleming Feed Mill	Steel Feed Mill	Low
Logan	Fleming	Fleming Elevator 3-Farmers Elevator Company/Grainland Co-op	Concrete	Low
Logan	Ford	Ford Elevator 1	Steel Tile	Medium
Logan	Hall	Hall Elevator 1	Frame	Low
Logan	Padroni	Padroni Farmers Co-op	Steel-Open Leg	Low
Logan	Peetz	Peetz Elevator 1-Peetz Farmers Co-op Elevator and Supply Company	Frame	High
Logan	Peetz	Peetz Elevator 2	Steel Tile	Low
Logan	Sterling	Sterling Elevator 1-Cargill	Concrete	Low
Logan	Sterling	Sterling Elevator 2-Jochem	Frame	Medium
Logan	Sterling	Sterling Elevator 3-Lausberg Grain & Feed, Inc.	Cribbed	Low
Logan	Sterling	Sterling Elevator 4-Lebsack Seed & Feed	Frame	Medium
Logan	Sterling	Sterling Elevator 5-Mitchek Allen Feed & Grain	Concrete	Medium
Logan	Sterling	Sterling Elevator 6-Sterling Ethanol LLC	Steel-Open Leg	Low
Logan	Sterling	Sterling Elevator 7-The Scoular Company	Steel-Open Leg	Low
Logan	Sterling	Trinidad Benham Elevator 1	Steel	Low
Logan	Sterling	Trinidad Benham Elevator 2	Frame	Medium
Logan	Sterling	Trinidad Benham Elevator 3	Frame	Medium
Logan	Unincorporated Logan County	Cookley Cattle Company Elevator 1	Frame	Low
Logan	Unincorporated Logan County	Cookley Cattle Company Elevator 2	Steel-Open Leg	Low
Morgan	Brush	Brush Elevator 1-M&M Cooperative	Concrete	Low
Morgan	Brush	Brush Elevator 2	Steel Tile	Low
Morgan	Brush	Brush Elevator 3	Frame	Low

County	Town	Elevator Name	Type	Priority
Morgan	Brush	Brush Elevator 4	Feed Handling Center	Low
Morgan	Fort Morgan	Fort Morgan Elevator 1	Concrete	Low
Morgan	Fort Morgan	Fort Morgan Elevator 2-Erker Grain Company	Concrete	Medium
Morgan	Wiggins	Wiggins Elevator 2	Concrete	Low
Morgan	Wiggins	Wiggins Elevator 3-Feed Mixing Facility	Steel	Low
Morgan	Wiggins	Wiggins Elevator 4-Co-op	Steel	Low
Morgan	Wiggins	Wiggins Elevator 5-South Platte Grain/Co-op and Beans	Steel Tile	Medium
Otero	Fowler	Fowler Elevator 1-Arkansas Valley Co-op Association	Frame	High
Otero	Fowler	Fowler Elevator 2	Steel	Low
Otero	La Junta	La Junta Elevator 1-La Junta Milling & Elevator Company	Cribbed	Medium
Otero	La Junta	La Junta Elevator 2-WW Feed & Supply	Cribbed	High
Otero	Manzanola	Manzanola Elevator 1	Frame Warehouse	Low
Otero	Manzanola	Manzanola Elevator 2-Manzanola Trading Company	Frame Warehouse	High
Otero	Rocky Ford	Rocky Ford Elevator 1-Heil Bean	Cribbed	Low
Otero	Rocky Ford	Rocky Ford Elevator 2-Heil Bean	Cribbed	High
Phillips	Amherst	Amherst Elevator 1	Frame	High
Phillips	Amherst	Amherst Elevator 2-Amherst Co-op Elevator, Inc.	Concrete/Terminal	Low
Phillips	Haxtun	Haxtun Elevator 1-Farmers Co-op Company	Concrete/Terminal	Low
Phillips	Haxtun	Haxtun Elevator 2	Cribbed	Medium
Phillips	Haxtun	Haxtun Elevator 3	Cribbed	High
Phillips	Haxtun	Haxtun Elevator 4-Commercial Grain Company	Concrete	High
Phillips	Haxtun	Haxtun Elevator 5	Cribbed	Low
Phillips	Holyoke	Holyoke Elevator 1-Jack's Bean Company Elevator	Concrete	Low
Phillips	Holyoke	Holyoke Elevator 2-Jack's Bean Company Elevator	Concrete/Terminal	Low
Phillips	Holyoke	Holyoke Elevator 3-Reimer/Smith Grain Company/Holyoke Co-op Assoc.	Concrete/Terminal	High
Phillips	Holyoke	Holyoke Elevator 4-Reimer/Smith Grain Company/Holyoke Co-op Assoc.	Cribbed	High

County	Town	Elevator Name	Type	Priority
Phillips	Holyoke	Holyoke Elevator 5-Reimer/Smith Grain Company/Holyoke Co-op Assoc.	Cribbed	High
Phillips	Holyoke	Holyoke Elevator 6-Reimer/Smith Grain Company/Holyoke Co-op Assoc.	Cribbed	High
Phillips	Paoli	Paoli Elevator 1-Paoli Farmers Co-op Elevator	Concrete	Medium
Phillips	Paoli	Paoli Elevator 2	Concrete	Medium
Phillips	Paoli	Paoli Elevator 3	Frame	High
Phillips	Paoli	Paoli Elevator 4	Frame	Low
Phillips	Paoli	Paoli Elevator 5	Concrete	Low
Prowers	Buckeye	Buckeye Elevator 1	Feed Handling Center	Low
Prowers	Granada	Granada Elevator 1-Southeastern Colorado Co-op	Concrete	High
Prowers	Holly	Holly Elevator 1-Southeastern Colorado Co-op	Concrete	Medium
Prowers	Holly	Holly Elevator 2-Johnson Co-op Feed Service	Cribbed	High
Prowers	Holly	Holly Elevator 3-Southeastern Colorado Co-op	Concrete	Medium
Prowers	Hwy 89	Prowers County Elevator	Frame	Medium
Prowers	Lamar	Lamar Elevator 1-Colorado Mills, LLC	Concrete	Low
Prowers	Lamar	Lamar Elevator 2-Southeast Colorado Co-op	Concrete	Low
Prowers	Lamar	Lamar Elevator 4-Co-op	Concrete	Low
Prowers	Lamar	Lamar Elevator 5-White Stone Farms	Steel	Low
Pueblo	Pueblo	Sweeny Feed Mill	Mill-Brick and Cribbed	Low
Sedgwick	Julesburg	Julesburg Elevator 1-Farmers Grain Company	Frame	High
Sedgwick	Julesburg	Julesburg Elevator 2-Farmers Grain Company	Concrete	Low
Sedgwick	Julesburg	Julesburg Elevator 3-Farmers Grain Company	Concrete	Low
Sedgwick	Ovid	Ovid Elevator 1	Frame	Low
Sedgwick	Ovid	Ovid Elevator 2	Steel	Low
Sedgwick	Ovid	Ovid Elevator 3-Kelley Bean Company, Inc	Feed Handling Center	Low
Sedgwick	Ovid	Ovid Elevator 4	Concrete	Medium
Washington	Akron	Hall Grain Elevator 1	Frame and Cribbed	High

County	Town	Elevator Name	Type	Priority
Washington	Akron	Hall Grain Elevator 2	Steel-Open Leg	Low
Washington	Akron	Hall Grain Elevator 3	Cribbed	Low
Washington	Akron	Hall Grain Elevator 4	Steel	Low
Washington	Akron	Hall Grain Elevator 5	Steel-Open Leg	Low
Washington	Akron	Hall Grain Elevator 6	Feed Handling Center	Low
Washington	Akron	M&M Co-op Elevator	Concrete	Low
Washington	Anton	Anton Co-op Assoc. Elevator 1	Steel Tile	Low
Washington	Anton	Anton Feed Handling Center 1	Feed Handling Center	Low
Washington	Anton	Anton Feed Handling Center 2	Feed Handling Center	Low
Washington	Cope	Cope Elevator 1	Steel Tile	Low
Washington	Cope	Cope Feed Handling Center	Feed Handling Center	Low
Washington	Hyde	M&M Co-op Elevator	Concrete	Low
Washington	Otis	Otis Elevator 1	Frame	Low
Washington	Otis	Otis Elevator 2	Frame warehouse	Low
Washington	Otis	Otis Elevator 3-Hall Grain Elevator	Steel	Low
Washington	Otis	Otis Elevator 4-M&M Co-op Elevator	Steel-Open Leg	Low
Washington	Otis	Otis Elevator 5-M&M Co-op Elevator	Steel-Open Leg	Low
Washington	Otis	Otis Elevator 6-Perry Brothers Seed	Frame	Low
Washington	Platner	Platner Elevator 1-Colorado Quality Grains	Cribbed	Medium
Washington	Platner	Platner Elevator 2-Colorado Quality Grains	Frame and Cribbed	Medium
Washington	Platner	Platner Elevator 3-Colorado Quality Grains	Steel	Low
Washington	Platner	Platner Elevator 4-Colorado Quality Grains	Feed Handling Center	Low
Washington	Platner	Platner Elevator 5-Colorado Quality Grains	Feed Handling Center	Low
Weld	Ault	Ault Elevator 1	Cribbed	Low
Weld	Ault	Ault Elevator 2-Highland Feed & Bean, Inc	Steel-Open Leg	Low
Weld	Briggsdale	Briggsdale Elevator 1-Briggsdale Grain, Inc	Steel-Open Leg	Low
Weld	Briggsdale	Briggsdale Elevator 2	Cribbed	High
Weld	Eaton	Eaton Elevator 1-Agland, Inc	Concrete	Medium

County	Town	Elevator Name	Type	Priority
Weld	Eaton	Eaton Elevator 2	Frame	Medium
Weld	Eaton	Eaton Elevator 3	Feed Handling Center	Low
Weld	Erie	Erie Elevator 1	Frame	Low
Weld	Fort Lupton	Fort Lupton Feed Mill	Feed Handling Center	Low
Weld	Gilcrest	Gilcrest Elevator 1-Gilcrest Feed and Elevator	Frame	High
Weld	Gilcrest	Gilcrest Elevator 2-Paragon Bridge Works	Steel	Low
Weld	Greeley	Greeley Elevator 10-The Greeley Elevator	Feed Handling Center	Low
Weld	Greeley	Greeley Elevator 11-Trinidad Bean and Elevator Company	Cribbed	High
Weld	Greeley	Greeley Elevator 1-Colorado Commodity Traders, Inc	Feed Handling Center	Low
Weld	Greeley	Greeley Elevator 2	Frame	Low
Weld	Greeley	Greeley Elevator 3	Cribbed	Low
Weld	Greeley	Greeley Elevator 4-Buckboard Bean, Inc	Cribbed	High
Weld	Greeley	Greeley Elevator 5-Ranch-way Feeds	Cribbed	High
Weld	Greeley	Greeley Elevator 6-The Greeley Elevator	Cribbed	Medium
Weld	Greeley	Greeley Elevator 7-The Greeley Elevator	Steel Tile	Medium
Weld	Greeley	Greeley Elevator 8-The Greeley Elevator	Cribbed	Medium
Weld	Greeley	Greeley Elevator 9-The Greeley Elevator	Cribbed	Medium
Weld	Grover	Grover Grain Elevator	Cribbed	5WL.2253 SR
Weld	Hereford	Hereford Grain Company	Concrete	Low
Weld	Hudson	Whip & Chip Feed and Supply	Feed Handling Center	Low
Weld	Johnstown	Johnstown Elevator 1	Concrete	High
Weld	Johnstown	Johnstown Elevator 2-American Pride Co-op	Steel-Open Leg	Low
Weld	Johnstown	Johnstown Elevator 3-Colorado Sweet Gold	Concrete	Low
Weld	Johnstown	Johnstown Elevator 4-Coors Moravian malting Barley/Johnstown Feed and Seed	Concrete	High
Weld	Keensburg	Keensburg Elevator 1	Cribbed	Low
Weld	Keensburg	Keensburg Elevator 2	Feed Handling Center	Low
Weld	Keensburg	Keensburg Elevator 3	Steel	Low

County	Town	Elevator Name	Type	Priority
Weld	Kersey	Kersey Elevator	Concrete	High
Weld	La Salle	La Salle Elevator	Cribbed	High
Weld	Lucerne	Northern Feed & Bean	Concrete	High
Weld	Milliken	Milliken Elevator 1-Milliken Feeding Company	Frame	High
Weld	Milliken	Milliken Elevator 2-Milliken Feeding Company	Frame	High
Weld	Milliken	Milliken Elevator 3-Western International Grain Company	Steel Tile	Low
Weld	Nunn	Nunn Elevator 1	Steel Tile	Medium
Weld	Nunn	Nunn Elevator 2-Bellmore Farms	Concrete	High
Weld	Peckham	Weld Grain Co./Peckham Feed Elevator	Cribbed	High
Weld	Pierce	Pierce Elevator 1	Concrete	Medium
Weld	Pierce	Pierce Elevator 2	Feed Handling Center	Low
Weld	Pierce	Pierce Elevator 3	Cribbed	Medium
Weld	Pierce	Pierce Elevator 4	Cribbed	Low
Weld	Platteville	Rocky Mountain Flour Milling, LLC	Feed Handling Center	Low
Weld	Raymer	Raymer Elevator 1-Centennial Grain and Seed Ltd/McFeeders	Cribbed	High
Weld	Raymer	Raymer Elevator 2-Centennial Grain and Seed Ltd/McFeeders	Frame	High
Weld	Roggen	Roggen Elevator 1-Roggen Farmers Elevator Association	Concrete	Low
Weld	Roggen	Roggen Elevator 2-Roggen Northern Elevator	Cribbed	High
Weld	Stoneham	Lousberg Grain Company	Frame	High
Weld	Weld County	Northern Feed and Bean	Concrete	Low
Weld	Weld County	Sugar Beet Elevator	Concrete	Medium
Weld	Windsor	Windsor Flour Mill	Mill-Brick	Low
Yuma	Idalia	Idalia Agronomy Center/Co-op Elevator	Concrete	Low
Yuma	Wray	Allen Grain, Inc	Concrete	Low
Yuma	Wray	Wray Elevator 1	Frame	High
Yuma	Wray	Wray Elevator 2	Cribbed	Medium
Yuma	Wray	Wray Elevator 3	Steel Feed Mill	Low
Yuma	Wray	Wray Elevator 4	Feed Handling Center	Medium

County	Town	Elevator Name	Type	Priority
Yuma	Wray	Wray Elevator 5	Steel Tile	Low
Yuma	Yuma	Yuma Elevator 1	Concrete	Low
Yuma	Yuma	Yuma Elevator 2	Cribbed	Low
Yuma	Yuma	Yuma Elevator 3-Bartlett Grain Company, LP	Concrete	Medium
Yuma	Yuma	Yuma Elevator 4-Edible Bean Specialties, ADM	Cribbed	Medium
Yuma	Yuma	Yuma Elevator 5-Edible Bean Specialties, ADM	Cribbed	Medium
Yuma	Yuma	Yuma Elevator 6-M&M Co-op Elevator	Concrete/Terminal	Low
Yuma	Yuma	Yuma Elevator 7-M&M Co-op Elevator	Concrete	Low
Yuma	Yuma	Yuma Elevator 8-Yuma Farmers Milling-Mercantile Co-op Co.	Steel Warehouse	Low



EASTERN PLAINS AND FRONT RANGE GRAIN ELEVATORS OF COLORADO  
RECONASSIANCE REPORT

---



Elevator Name Roggen Farmers Elevator Assoc.-Bennett Elevator 1

County Adams Type Frame

Town Bennett Priority High

Associated Structures

gable roof with hip and gabled headhouse, attached office, attached warehouse, neighboring elevator 2



Elevator Name Roggen Farmers Elevator Assoc.-Bennett Elevator 2

County Adams Type Concrete

Town Bennett Priority High

Associated Structures

country elevator with flat roof headhouse, attached office, attached shed, connected to enclosed leg



Elevator Name Roggen Farmers Elevator Assoc.-Bennett Elevator 3

County Adams Type Concrete

Town Bennett Priority High

Associated Structures

country elevator with flat roof headhouse, office, shed, neighboring feed handling center



Elevator Name Roggen Farmers Elevator Assoc.-Feed Handling Center

County Adams Type Feed Handling Center

Town Bennett Priority Low

Associated Structures

open leg, 4 modern steel silos, feed mixers, neighboring elevator 3

EASTERN PLAINS AND FRONT RANGE GRAIN ELEVATORS OF COLORADO  
 RECONNAISSANCE REPORT

---



Elevator Name Roggen Farmers Elevator Assoc.-Feed Handling Center  
 County Adams Type Feed Handling Center  
 Town Bennett Priority Low  
 Associated Structures  
 open leg, 4 modern steel silos, feed mixers, shed



Elevator Name Brighton Grain Company  
 County Adams Type Cribbed  
 Town Brighton Priority Medium  
 Associated Structures  
 saltbox roof with shed warehouse addition and tall flat roof headhouse, attached steel bins, attached warehouse and truck shed, attached office



Elevator Name Commerce City Grain, LLC-Elevator 1  
 County Adams Type Concrete/Terminal  
 Town Commerce City Priority Low  
 Associated Structures  
 20+ concrete bins, warehouses, mill, feed mixers, office,



Elevator Name Commerce City Grain, LLC-Elevator 2  
 County Adams Type Concrete/Terminal  
 Town Commerce City Priority Low  
 Associated Structures  
 20+ concrete bins with flat roof headhouse, warehouses, train shed, feed mixers, cyclone, office, connected to elevator 3

EASTERN PLAINS AND FRONT RANGE GRAIN ELEVATORS OF COLORADO  
RECONNAISSANCE REPORT



Elevator Name Commerce City Grain, LLC-Elevator 3-Union Equity  
 County Adams Type Concrete/Terminal  
 Town Commerce City Priority Low  
 Associated Structures  
 20+ concrete bins with flat roof headhouse, warehouse, feed mixers, office



Elevator Name Commerce City Grain, LLC-Elevator 4  
 County Adams Type Concrete/Terminal  
 Town Commerce City Priority Low  
 Associated Structures  
 20+ concrete bins with flat roof headhouse, warehouse, feed mixers, train shed, truck shed and scale, cyclone, office



Elevator Name Strasburg Elevator 1  
 County Adams Type Cribbed  
 Town Strasburg Priority Medium  
 Associated Structures  
 gable roof with gabled headhouse, elevator leg extends though headhouse roof, historic train cars, truck shed, feed mixers, 3 modern steel silos, quonset hut, neighboring elevator 2



Elevator Name Strasburg Elevator 2  
 County Adams Type Cribbed  
 Town Strasburg Priority Medium  
 Associated Structures  
 gable roof with gabled headhouse, historic train cars, feed mixers, 2 steel tile bins, neighboring elevator 1 and 3

EASTERN PLAINS AND FRONT RANGE GRAIN ELEVATORS OF COLORADO  
 RECONNAISSANCE REPORT

---



Elevator Name Strasburg Elevator 3

County Adams Type Steel Tile

Town Strasburg Priority Medium

Associated Structures

open leg, 3 steel tile bins, truck shed, neighboring elevator 2



Elevator Name Eastlake Elevator

County Adams Type Frame

Town Thornton Priority 5AM.1445

Associated Structures

gable roof with hip roof with gabled headhouse, warehouses, office, connected to open leg with feed mixers, cyclones



Elevator Name Watkins Grain Company-Watkins Elevator 1

County Adams Type Concrete

Town Watkins Priority High

Associated Structures

country elevator with flat roof headhouse, warehouse with 5 open legs, cyclone, office



Elevator Name Watkins Grain Company-Watkins Elevator 2

County Adams Type Feed Handling Center

Town Watkins Priority Low

Associated Structures

2 open legs with 10 modern steel silos, neighboring feed mixer

EASTERN PLAINS AND FRONT RANGE GRAIN ELEVATORS OF COLORADO  
RECONASSIANCE REPORT

---



Elevator Name Cargill- Byers Elevator 1  
 County Arapahoe Type Steel Tile  
 Town Byers Priority Low  
 Associated Structures  
 open leg, 2 steel tile bins, multiple feed mixers, warehouse, office



Elevator Name Cargill- Byers Elevator 2  
 County Arapahoe Type Concrete  
 Town Byers Priority Low  
 Associated Structures  
 country elevator with flat roof, steel tile bin, truck shed, neighboring feed handling center with open leg, feed mixers and 4 modern steel silos



Elevator Name Cargill- Byers Elevator 3  
 County Arapahoe Type Concrete  
 Town Byers Priority Low  
 Associated Structures  
 country elevator missing headhouse, 2 modern steel silos, office, feed mixers, truck shed



Elevator Name Deer Trail Elevator 1  
 County Arapahoe Type Steel Tile  
 Town Deer Trail Priority Medium  
 Associated Structures  
 enclosed leg, 5 attached steel bins, attached steel silos, warehouse, office, neighboring feed handling center

EASTERN PLAINS AND FRONT RANGE GRAIN ELEVATORS OF COLORADO  
RECONNAISSANCE REPORT

---



Elevator Name Deer Trail Elevator 2

County Arapahoe Type Frame

Town Deer Trail Priority High

Associated Structures

gable roof with gabled headhouse, 4 modern steel silos, attached warehouse, office, shed



Elevator Name The Mill Restaurant

County Arapahoe Type Cribbed

Town Littleton Priority Low

Associated Structures

shed roof with gabled headhouse, shed addition, warehouse addition converted to a restaurant



Elevator Name Bartlett Elevator 1

County Baca Type Concrete

Town Bartlett Priority Low

Associated Structures

country elevator with flat roof headhouse, truck shed, office,



Elevator Name Bartlett Elevator 2

County Baca Type Steel Tile

Town Bartlett Priority Low

Associated Structures

open leg, 2 steel tile bins, 5 attached steel silos, warehouse

EASTERN PLAINS AND FRONT RANGE GRAIN ELEVATORS OF COLORADO  
RECONASSIANCE REPORT

---



Elevator Name Campo Elevator 1  
 County Baca Type Cribbed  
 Town Campo Priority Low  
 Associated Structures  
 flat roof with flat headhouse, cyclone, truck shed



Elevator Name Pritchett Elevator 1-Hart-Bartlett-Sturtevant Grain Co.  
 County Baca Type Frame  
 Town Pritchett Priority High  
 Associated Structures  
 gable roof with gabled headhouse, truck shed, shed additions, feed mixers, office, neighboring steel silos, warehouse



Elevator Name Pritchett Elevator 2  
 County Baca Type Concrete  
 Town Pritchett Priority Low  
 Associated Structures  
 country elevator with flat roof headhouse, office



Elevator Name Pritchett Elevator 3-Gano/Co-op  
 County Baca Type Concrete  
 Town Pritchett Priority High  
 Associated Structures  
 country elevator with flat roof headhouse, office, warehouse, quonset huts, 3 steel silos

EASTERN PLAINS AND FRONT RANGE GRAIN ELEVATORS OF COLORADO  
RECONNAISSANCE REPORT

---



Elevator Name Pritchett Elevator 4  
County Baca Type Concrete  
Town Pritchett Priority Low  
Associated Structures  
N/A



Elevator Name Springfield Co-op Elevator 1  
County Baca Type Concrete  
Town Springfield Priority Low  
Associated Structures  
country elevator with flat roof headhouse, feed mixer



Elevator Name Springfield Co-op Elevator 2  
County Baca Type Concrete  
Town Springfield Priority Low  
Associated Structures  
country elevator with flat roof headhouse, warehouse, office



Elevator Name Vilas Elevator 1  
County Baca Type Cribbed  
Town Vilas Priority Low  
Associated Structures  
gable with shed roof and gabled headhouse, truck shed, 5 steel tile bins, office, neighboring feed handling center with open leg and 6 steel silos



EASTERN PLAINS AND FRONT RANGE GRAIN ELEVATORS OF COLORADO  
RECONNAISSANCE REPORT



Elevator Name Vilas Elevator 2-Collingwood

County Baca Type Frame

Town Vilas Priority Low

Associated Structures

gable roof missing headhouse, deconstruction had begun in 2006, warehouses, quonset hut, neighboring elevator 3



Elevator Name Vilas Elevator 3

County Baca Type Steel

Town Vilas Priority Low

Associated Structures

flat roof with elevator leg extending through roof, grain driers, warehouses, neighboring elevator 2 and feed handling center with open leg and modern steel silos



Elevator Name Baca County Feed Yard

County Baca Type Feed Handling Center

Town Walsh Priority Low

Associated Structures

2 open legs, 3 modern steel silos, warehouse, feed mixers



Elevator Name Bartlett Grain Company, LP

County Baca Type Concrete

Town Walsh Priority Low

Associated Structures

country elevator with flat roof headhouse and 10 additional concrete bins, warehouse, office, steel tanks, modern steel silos

EASTERN PLAINS AND FRONT RANGE GRAIN ELEVATORS OF COLORADO  
RECONNAISSANCE REPORT

---



Elevator Name Colorado Gasohol Inc.  
 County Baca Type Concrete  
 Town Walsh Priority High  
 Associated Structures  
 flat roof, attached warehouse, neighboring feed handling system with open leg and painted steel silos



Elevator Name East of Walsh Elevator 1-Skyland Grain LLC  
 County Baca Type Concrete  
 Town Walsh Priority Low  
 Associated Structures  
 open leg, 4 concrete bins, truck shed, feed mixers, office



Elevator Name Walsh Elevator 1-Tempel Grain Co.  
 County Baca Type Steel Tile  
 Town Walsh Priority Medium  
 Associated Structures  
 open leg with 2 steel tile bins, truck shed, warehouse



Elevator Name Fort Lyon Elevator 1-Colorado Feeds, Inc  
 County Bent Type Concrete  
 Town Fort Lyon Priority Medium  
 Associated Structures  
 country elevator with flat roof headhouse, office

EASTERN PLAINS AND FRONT RANGE GRAIN ELEVATORS OF COLORADO  
RECONASSIANCE REPORT

---



Elevator Name Showalter Grain Company/Las Animas Milling & Elevato

County Bent Type Frame

Town Las Animas Priority Low

Associated Structures

gable roof with gabled headhouse, warehouses, truck shed, modern steel silos



Elevator Name McClave Elevator 1-Coors Brewing Co.

County Bent Type Concrete

Town McClave Priority Medium

Associated Structures

country elevator with flat roof headhouse, quonset hut, garage, sheds



Elevator Name Private farm near Hygiene

County Boulder Type Frame

Town Hygiene Priority Medium

Associated Structures

gable roof with gabled headhouse, steel silo



Elevator Name Lafayette Feed Street Store

County Boulder Type Cribbed

Town Lafayette Priority High

Associated Structures

gable roof with gabled headhouse, truck shed, warehouse, office, 3 steel tile bins

EASTERN PLAINS AND FRONT RANGE GRAIN ELEVATORS OF COLORADO  
RECONNAISSANCE REPORT

---



Elevator Name Louisville Mill

County Boulder Type Cribbed

Town Louisville Priority 5BL.8929

Associated Structures  
gable roof with gabled addition, shed additions, warehouse



Elevator Name Coors Brewing Co.

County Broomfield Type Cribbed

Town Broomfield Priority 5BF.85

Associated Structures  
gable with shed roof headhouse, flat roof attached office, 3 concrete bins, feed mixers, truck shed, neighboring Zang Brewery Elevator



Elevator Name Zang Brewery Elevator

County Broomfield Type Steel Tile

Town Broomfield Priority 5BF.180

Associated Structures  
enclosed leg, 4 steel tile bins, office, attached modern auto shop, neighboring Coors Brewery Elevator



Elevator Name Cargill Grain Elevator- Cheyenne Wells Elevator 1

County Cheyenne Type Steel Tile

Town Cheyenne Wells Priority Medium

Associated Structures  
open leg, 4 steel tile bins, modern steel silo, warehouse, quonset hut

EASTERN PLAINS AND FRONT RANGE GRAIN ELEVATORS OF COLORADO  
RECONASSIANCE REPORT



Elevator Name Cargill Grain Elevator- Cheyenne Wells Elevator 2

County Cheyenne Type Steel Tile

Town Cheyenne Wells Priority Low

Associated Structures  
open leg, 2 steel tile bins



Elevator Name Cargill Grain Elevator- Cheyenne Wells Elevator 3

County Cheyenne Type Cribbed

Town Cheyenne Wells Priority Low

Associated Structures  
gable roof with gabled headhouse, 3 steel silos



Elevator Name Cargill Grain Elevator- Cheyenne Wells Elevator 4

County Cheyenne Type Feed Handling Center

Town Cheyenne Wells Priority Low

Associated Structures  
open leg with steel silos, neighboring feed handling center with open leg and a steel silo



Elevator Name Cheyenne Wells Elevator 5 (Private)

County Cheyenne Type Concrete

Town Cheyenne Wells Priority Low

Associated Structures  
open leg, 2 concrete bins, 5 modern steel silos, warehouse, residence

EASTERN PLAINS AND FRONT RANGE GRAIN ELEVATORS OF COLORADO  
RECONASSIANCE REPORT



Elevator Name First View Elevator 1

County Cheyenne

Type Concrete

Town First View

Priority Medium

Associated Structures

flat roof with flat roof headhouse, truck shed, office, neighboring feed handling centers with open legs and warehouses and steel silos



Elevator Name First View Elevator 2

County Cheyenne


Type Feed Handling Center

Town First View

Priority Low

Associated Structures

open leg, 4 steel silos



Elevator Name Kit Carson Elevator 1

County Cheyenne

Type Steel

Town Kit Carson

Priority High

Associated Structures

enclosed leg with gable roof, 4 steel bins, truck shed, several connected steel bins, quonset hut



Elevator Name Kit Carson Elevator 2

County Cheyenne

Type Concrete

Town Kit Carson

Priority Low

Associated Structures

flat roof with flat roof headhouse and elevator leg extending through the top, truck shed, office, several modern steel silos

EASTERN PLAINS AND FRONT RANGE GRAIN ELEVATORS OF COLORADO  
RECONNAISSANCE REPORT



Elevator Name Sugar City Elevator  
 County Crowley Type Concrete  
 Town Sugar City Priority 5CW.30.12

Associated Structures  
 country elevator with flat roof headhouse, feed handling center nearby, small building



Elevator Name Cargill, Inc.  
 County Denver Type Concrete  
 Town Denver Priority Low

Associated Structures  
 20+ concrete bins with flat roof headhouse, truck shed, warehouse, feed mixers, office, neighboring Manna Pro Elevator



Elevator Name Giambrocco Food Service  
 County Denver Type Concrete  
 Town Denver Priority Low

Associated Structures  
 concrete bins, attached warehouse, office, truck shed



Elevator Name Manna Pro Corporation  
 County Denver Type Concrete  
 Town Denver Priority Low

Associated Structures  
 flat roof, attached warehouse, truck shed, office, concrete bins, warehouses, neighboring Cargill Elevator

EASTERN PLAINS AND FRONT RANGE GRAIN ELEVATORS OF COLORADO  
RECONNAISSANCE REPORT



Elevator Name Ralston Purina  
 County Denver Type Concrete  
 Town Denver Priority Low  
 Associated Structures  
 flat roof, attached warehouse, concrete bins, office, truck shed



Elevator Name Castle Rock Feed and Supply Co.  
 County Douglas Type Frame  
 Town Castle Rock Priority High  
 Associated Structures  
 gable roof with gabled headhouse, attached warehouse, warehouse, office, truck shed



Elevator Name Pikes Peak Co-op Elevator  
 County El Paso Type Frame  
 Town Calhan Priority Low  
 Associated Structures  
 2 open legs, feed mixers, quonset hut, office, steel silos,



Elevator Name Agate Elevator Company  
 County Elbert Type Concrete  
 Town Agate Priority Low  
 Associated Structures  
 2 steel bins & a brick and concrete historic storefront, 2 metal warehouse, small additions, office



EASTERN PLAINS AND FRONT RANGE GRAIN ELEVATORS OF COLORADO  
RECONASSIANCE REPORT

---



Elevator Name Agate Feed Handling Center  
 County Elbert Type Feed Handling Center  
 Town Agate Priority Low  
 Associated Structures  
 open leg, 3 modern steel silos, feed mixer



Elevator Name Mathison Elevator 1-Snell Grain & Feed  
 County Elbert Type Frame  
 Town Mathison Priority Medium  
 Associated Structures  
 gable roof with gabled headhouse, concrete bin, 2 steel silos,  
 attached warehouse, neighboring elevator 2



Elevator Name Mathison Elevator 2  
 County Elbert Type Frame  
 Town Mathison Priority 5EL.267  
 Associated Structures  
 gable roof with gabled headhouse, 5 steel tile bins, truck shed, steel  
 silos, neighboring elevator 1



Elevator Name Isley Lumber & Coal Company  
 County Elbert Type Frame  
 Town Simla Priority 5EL.296  
 Associated Structures  
 gable roof with shed additions and gable headhouse, office, truck  
 shed, warehouse

EASTERN PLAINS AND FRONT RANGE GRAIN ELEVATORS OF COLORADO  
RECONNAISSANCE REPORT



Elevator Name Sporleder Feeds

County Huerfano Type Frame

Town Walsenburg Priority Low

Associated Structures

gable roof with gabled headhouse, truck shed, brick warehouse, office



Elevator Name Walsenburg Mill-Check R Mix Feeds

County Huerfano Type Feed Mill-Brick

Town Walsenburg Priority Low

Associated Structures

cross gable mill with flat roof headhouse, pressed tin siding, additional open leg



Elevator Name Arvada Flour Mill

County Jefferson Type Mill-Frame

Town Arvada Priority Low

Associated Structures

gambrel roof mill with gable roof warehouse attached, farm equipment



Elevator Name Coors Brewery Plant Elevator 1

County Jefferson Type Concrete/Terminal

Town Golden Priority Low

Associated Structures

15+ concrete bins with flat roof headhouse, feed mixers, truck shed,

EASTERN PLAINS AND FRONT RANGE GRAIN ELEVATORS OF COLORADO  
RECONASSIANCE REPORT



Elevator Name Coors Brewery Plant Elevator 2  
 County Jefferson Type Concrete/Terminal  
 Town Golden Priority Low  
 Associated Structures  
 20+ concrete bins, warehouses, brewery, feed mixers



Elevator Name Brandon Elevator 1  
 County Kiowa Type Cribbed  
 Town Brandon Priority 5KW.52.51  
 Associated Structures  
 gable roof with gabled headhouse and leg extending through roof, truck shed, large historic steel silo



Elevator Name Brandon Elevator 2  
 County Kiowa Type Concrete  
 Town Brandon Priority 5KW.52.7  
 Associated Structures  
 country elevator with no headhouse, 3 steel silos, office



Elevator Name Eads Elevator 1-Bartlett and Grain Co. Grain Elevator  
 County Kiowa Type Concrete  
 Town Eads Priority 5KW.52.10  
 Associated Structures  
 country elevator with flat roof headhouse, office, water tower, to the south is an undocumented elevator 5KW.52.48 to the southwest, per inventory Front Range Research Associates

EASTERN PLAINS AND FRONT RANGE GRAIN ELEVATORS OF COLORADO  
RECONNAISSANCE REPORT



Elevator Name Haswell Co-op Elevator 1-Tempel Grain Elevators, LLP

County Kiowa Type Concrete

Town Haswell Priority Low

Associated Structures

10 concrete bins with flat roof headhouse, truck sheds, office, warehouse, steel silos



Elevator Name Haswell Elevator 2

County Kiowa Type Cribbed

Town Haswell Priority Medium

Associated Structures

hipped roof with gabled headhouse, attached large steel bin (historic), possible replaced siding



Elevator Name Boulware Grain Co.

County Kiowa Type Frame

Town Sheridan Lake Priority 5KW.52.39

Associated Structures

gable roof with gabled headhouse, 2 steel tile bins, steel silos, office, truck shed, warehouse, neighboring FarmCO elevator and grain handling center



Elevator Name Temple Grain Elevators, LLP/FarmCo. Inc. Elevator

County Kiowa Type Concrete

Town Sheridan Lake Priority 5KW.52.2

Associated Structures

10 concrete bins with flat roof headhouse, truck shed, feed mixers, office, neighboring feed handling center and Boulware Grain elevator

EASTERN PLAINS AND FRONT RANGE GRAIN ELEVATORS OF COLORADO  
RECONNAISSANCE REPORT



Elevator Name Towner Elevator 1

County Kiowa Type Steel

Town Towner Priority High

Associated Structures

leg enclosed in concrete, 2 steel bins, 1 steel tile bin, truck shed, quonset hut, warehouse, neighboring elevator 2



Elevator Name Towner Elevator 2-Bartlett Elevator

County Kiowa Type Concrete

Town Towner Priority Medium

Associated Structures

country elevator with flat roof headhouse, 2 large steel silos, office, neighboring elevator 1



Elevator Name Towner Elevator 3

County Kiowa Type Concrete

Town Towner Priority Low

Associated Structures

country elevator with flat roof headhouse, 2 steel silos, truck shed



Elevator Name Bethune Grain Company Elevator 1

County Kit Carson Type Feed Handling Center


Town Bethune Priority Low

Associated Structures

open leg with steel silos, neighboring other Bethune elevators

EASTERN PLAINS AND FRONT RANGE GRAIN ELEVATORS OF COLORADO  
RECONNAISSANCE REPORT

---



Elevator Name Bethune Grain Company Elevator 2

County Kit Carson Type Cribbed

Town Bethune Priority Medium

Associated Structures

gable roof with gabled headhouse, steel tile bin, warehouse, office, neighboring other Bethune elevators



Elevator Name Bethune Grain Company Elevator 3

County Kit Carson Type Feed Handling Center

Town Bethune Priority Low

Associated Structures

open leg with modern steel silos, neighboring other Bethune elevators



Elevator Name Bethune Grain Company Elevator 4

County Kit Carson Type Steel Tile

Town Bethune Priority Low

Associated Structures

open leg, 2 steel tile bins, 2 steel silos, neighboring other Bethune elevators



Elevator Name Bethune Grain Company Elevator 5

County Kit Carson Type Steel Tile

Town Bethune Priority Low

Associated Structures

open leg, 2 steel tile bins, steel silo, office, neighboring other Bethune elevators

EASTERN PLAINS AND FRONT RANGE GRAIN ELEVATORS OF COLORADO  
RECONNAISSANCE REPORT

---



Elevator Name Burlington Elevator 1  
County Kit Carson Type Feed Handling Center  
Town Burlington Priority Low  
Associated Structures  
open leg with modern steel silos, office



Elevator Name Burlington Elevator 10  
County Kit Carson Type Steel  
Town Burlington Priority Low  
Associated Structures  
open legs, warehouse, neighboring elevator 9



Elevator Name Burlington Elevator 11  
County Kit Carson Type Feed Handling Center  
Town Burlington Priority Low  
Associated Structures  
multiple modern steel silos, office



Elevator Name Burlington Elevator 2  
County Kit Carson Type Feed Handling Center  
Town Burlington Priority Low  
Associated Structures  
open leg with modern steel silos, external grain drawing pit, office,  
neighboring elevator 1

EASTERN PLAINS AND FRONT RANGE GRAIN ELEVATORS OF COLORADO  
RECONNAISSANCE REPORT



Elevator Name Burlington Elevator 3/Co-op  
 County Kit Carson Type Concrete  
 Town Burlington Priority Medium

Associated Structures  
 country elevator with flat roof headhouse and additional concrete bins, 2 steel silos, warehouses



Elevator Name Burlington Elevator 4/Co-op  
 County Kit Carson Type Concrete/Terminal  
 Town Burlington Priority Medium

Associated Structures  
 20+ concrete bins with flat roof headhouse, steel silos, feed mixer, office, neighboring elevator 3



Elevator Name Burlington Elevator 5/Co-op  
 County Kit Carson Type Frame  
 Town Burlington Priority High

Associated Structures  
 gable roof with hip and gabled headhouse, warehouse, steel silo, office,



Elevator Name Burlington Elevator 6  
 County Kit Carson Type Frame  
 Town Burlington Priority Low

Associated Structures  
 2 attached gable warehouses with elevator leg extending through roof, warehouse



EASTERN PLAINS AND FRONT RANGE GRAIN ELEVATORS OF COLORADO  
RECONNAISSANCE REPORT

---



Elevator Name Burlington Elevator 8/Co-op

County Kit Carson Type Steel

Town Burlington Priority Low

Associated Structures

open legs, attached warehouse, truck shed, neighboring elevator 7



Elevator Name Burlington Elevator 9

County Kit Carson Type Feed Handling Center

Town Burlington Priority Low

Associated Structures

open leg with modern steel silos



Elevator Name Plains Grain Co./Burlington Equity Co-op Elevator 7

County Kit Carson Type Concrete

Town Burlington Priority High

Associated Structures

flat roof with flat roof headhouse, 3 steel tile bins, 2 concrete bins, truck shed, warehouse, office, neighboring elevator 8



Elevator Name Flagler Elevator 1

County Kit Carson Type Steel Tile

Town Flagler Priority High

Associated Structures

leg enclosed with gable roof, 4 steel tile bins, truck shed, neighboring other Flagler elevators

EASTERN PLAINS AND FRONT RANGE GRAIN ELEVATORS OF COLORADO  
RECONASSIANCE REPORT



Elevator Name Flagler Elevator 2/Equity Co-op  
 County Kit Carson Type Steel  
 Town Flagler Priority Medium  
 Associated Structures  
 open leg, rectangular steel bins, air cleaner, truck shed, office,  
 neighboring other Flagler elevators



Elevator Name Flagler Elevator 3/Equity Co-op  
 County Kit Carson Type Concrete/Terminal  
 Town Flagler Priority Low  
 Associated Structures  
 country elevator with flat roof headhouse and additional concrete  
 bins, modern steel silos, office, warehouse, neighboring other Flagler  
 elevators




Elevator Name Flagler Elevator 4  
 County Kit Carson Type Frame  
 Town Flagler Priority High  
 Associated Structures  
 office, warehouse, air cleaner, elevator 3



Elevator Name Flagler Feed Handling Center 1  
 County Kit Carson Type Feed Handling Center  
 Town Flagler Priority Low  
 Associated Structures  
 open leg, 4 steel silos

EASTERN PLAINS AND FRONT RANGE GRAIN ELEVATORS OF COLORADO  
RECONNAISSANCE REPORT



Elevator Name Flagler Feed Handling Center 2  
 County Kit Carson Type Feed Handling Center  
 Town Flagler Priority Low  
 Associated Structures  
 open leg, steel feed mixers



Elevator Name Seibert Elevator 1/Equity Co-op  
 County Kit Carson Type Concrete/Terminal  
 Town Seibert Priority Low  
 Associated Structures  
 2 country elevators with flat roof headhouses connected with additional concrete bins, 4 large additional concrete bins, warehouses, office, feed mixers



Elevator Name Seibert Elevator 2  
 County Kit Carson Type Concrete  
 Town Seibert Priority Low  
 Associated Structures  
 flat roof with elevator leg extending through roof, truck shed, attached warehouse



Elevator Name Seibert Elevator 3/Co-op  
 County Kit Carson Type Feed Handling Center  
 Town Seibert Priority Low  
 Associated Structures  
 open leg, 3 large steel silos, 4 smaller steel silos, neighboring elevator 4

EASTERN PLAINS AND FRONT RANGE GRAIN ELEVATORS OF COLORADO  
RECONNAISSANCE REPORT

---



Elevator Name Seibert Elevator 4/Co-op  
 County Kit Carson Type Steel  
 Town Siebert Priority Low  
 Associated Structures  
 flat roof with elevator leg extending through roof, truck shed,  
 neighboring elevator 3



Elevator Name Stratton Elevator 1/Equity Co-op  
 County Kit Carson Type Steel Tile  
 Town Stratton Priority Low  
 Associated Structures  
 open leg, 2 steel tile bins, additional steel tile and steel bins, corn  
 and wheat painted on side of steel tile bin, warehouse, office



Elevator Name Stratton Elevator 2  
 County Kit Carson Type Feed Handling Center  
 Town Stratton Priority Low  
 Associated Structures  
 open leg, steel silos, feed mixers



Elevator Name Vona Elevator 1  
 County Kit Carson Type Steel Tile  
 Town Vona Priority Medium  
 Associated Structures  
 open leg, 2 steel tile bins, warehouse

EASTERN PLAINS AND FRONT RANGE GRAIN ELEVATORS OF COLORADO  
RECONASSIANCE REPORT

---



Elevator Name Vona Elevator 2-Vona Grain Company

County Kit Carson Type Frame

Town Vona Priority Medium

Associated Structures

gable roof with hip and gabled headhouse, attached office, attached warehouse, neighboring elevators 3 & 4



Elevator Name Vona Elevator 3

County Kit Carson Type Feed Handling Center

Town Vona Priority Low

Associated Structures

open leg, steel silos, neighboring elevator 2



Elevator Name Vona Elevator 4

County Kit Carson Type Feed Handling Center

Town Vona Priority Low

Associated Structures

open leg, steel silos, neighboring elevator 2



Elevator Name Berthoud Elevator 1

County Larimer Type Concrete

Town Berthoud Priority High

Associated Structures

flat roof with flat roof headhouse, painted mural, cyclone, truck shed, depot, shed addition, office/ storefront, exterior steel silo

EASTERN PLAINS AND FRONT RANGE GRAIN ELEVATORS OF COLORADO  
RECONASSIANCE REPORT



Elevator Name Berthoud Elevator 2

County Larimer    Type      Cribbed

Town Berthoud    Priority High

Associated Structures

gable roof with gabled headhouse, attached warehouse, truck shed,  
2 steel silos, steel tile bin



Elevator Name Buckeye Elevator 1-Horton Feedlot

County Larimer    Type      Cribbed

Town Buckeye    Priority Low

Associated Structures

gable roof with gabled headhouse, truck shed, warehouse, 2 steel  
silos



Elevator Name Budweiser Brewery

County Larimer    Type      Concrete

Town Fort Collins                                      Priority Low

Associated Structures

concrete bins, brewery warehouses, offices



Elevator Name Feed Store-Fort Collins Elevator 3

County Larimer    Type      Feed Store-Brick

Town Fort Collins                                      Priority Low

Associated Structures

hipped roof with gabled headhouse, attached warehouse, storefront

EASTERN PLAINS AND FRONT RANGE GRAIN ELEVATORS OF COLORADO  
RECONASSIANCE REPORT



Elevator Name Harmony Mill  
 County Larimer Type Mill-Brick  
 Town Fort Collins Priority Inventoried  
 Associated Structures  
 N/A



Elevator Name North Colorado Feeders Supply  
 County Larimer Type Feed Store-Brick  
 Town Fort Collins Priority Inventoried  
 Associated Structures  
 gable roof with stepped parapets and gabled headhouse, office, warehouse, storefront



Elevator Name Ranch-Way Feed Mills  
 County Larimer Type Concrete  
 Town Fort Collins Priority Medium  
 Associated Structures  
 country elevator with flat roof headhouse, mill, warehouse, storefront, multiple open legs extending through roofs of mill and warehouse, truck shed, feed mixers



Elevator Name Loveland Feed & Grain Company  
 County Larimer Type Frame and Brick  
 Town Loveland Priority 5LR.6671  
 Associated Structures  
 gable roof with gabled headhouse, attached mill with mansard roof, storefront, and warehouse

EASTERN PLAINS AND FRONT RANGE GRAIN ELEVATORS OF COLORADO  
RECONASSIANCE REPORT



Elevator Name Zimmerman Elevator  
 County Larimer Type Steel Tile  
 Town Unincorporated Larimer Count Priority 5LR.11408  
 Associated Structures  
 leg enclosed in steel tile, 4 steel tile bins, steel tile truck shed, office



Elevator Name Wellington Elevator 1  
 County Larimer Type Cribbed  
 Town Wellington Priority 5LR.10439  
 Associated Structures  
 gable roof with gabled headhouse, warehouse, neighboring elevator 1



Elevator Name Wellington Elevator 2-Heiden's Feed and Grain  
 County Larimer Type Cribbed  
 Town Wellington Priority Low  
 Associated Structures  
 gable roof with shallow gable headhouse, attached warehouse and office, feed mixer, neighboring elevator 2



Elevator Name Marty Feeds  
 County Las Animas Type Cribbed  
 Town Trinidad Priority Medium  
 Associated Structures  
 gable roof with gabled headhouse, multiple open legs, feed handling center, attached brick storefront, grain mixers



EASTERN PLAINS AND FRONT RANGE GRAIN ELEVATORS OF COLORADO  
RECONASSIANCE REPORT



Elevator Name Arriba Elevator 1-Arriba Grain, Inc

County Lincoln Type Concrete

Town Arriba Priority Low

Associated Structures

country elevator with no headhouse, 3 additional concrete bins, steel silo, truck shed, neighboring elevator 2, warehouse




Elevator Name Arriba Elevator 2-Snell Grain Company

County Lincoln Type Frame

Town Arriba Priority Medium

Associated Structures

gable roof with gabled headhouse, gabled addition and multiple shed additions, cyclone, attached warehouse, detached warehouse and office, truck shed



Elevator Name Arriba Elevator 3-Snell Grain Company

County Lincoln Type Frame

Town Arriba Priority Low

Associated Structures

gable roof with gabled headhouse, truck shed, warehouse and office, quonset hut, neighboring feed handling center



Elevator Name Arriba Elevator 4

County Lincoln Type Steel Tile

Town Arriba Priority Low

Associated Structures

open leg with 4 steel tile bins, connected to another taller open leg with two large modern steel silos, attached warehouse, cyclone, feed mixer, warehouse, office

EASTERN PLAINS AND FRONT RANGE GRAIN ELEVATORS OF COLORADO  
RECONASSIANCE REPORT

---



Elevator Name Collingwood Grain, Inc./Snell Grain Company

County Lincoln Type Concrete

Town Genoa Priority 5LN.433

Associated Structures

country elevator with flat roof headhouse, truck shed, warehouses, office



Elevator Name Hugo Elevator 1-Snell Grain Company

County Lincoln Type Frame

Town Hugo Priority Low

Associated Structures

gable roof with hip and gabled headhouse, large saltbox roof with gable dormer attached warehouse addition, several shed additions, truck shed, cyclone, office, warehouse



Elevator Name Hugo Elevator 2

County Lincoln Type Frame

Town Hugo Priority Low

Associated Structures

gable roof with gabled headhouse, truck shed, attached warehouse, connected to large open leg with 3 steel tile bins and various modern steel silos



Elevator Name Limon Elevator 1

County Lincoln Type Cribbed

Town Limon Priority Low

Associated Structures

gable roof with gabled headhouse, truck shed, attached frame warehouse

EASTERN PLAINS AND FRONT RANGE GRAIN ELEVATORS OF COLORADO  
RECONNAISSANCE REPORT

---



Elevator Name Limon Elevator 2

County Lincoln Type Concrete

Town Limon Priority Low

Associated Structures

country elevator with flat roof headhouse, large modern steel silo, steel warehouse



Elevator Name Atwood Elevator 1-Farmers Co-op Elevator

County Logan Type Concrete

Town Atwood Priority Low

Associated Structures

3 open legs, several concrete bins, 2 small steel tile bins, modern steel silo, square steel bin



Elevator Name Atwood Elevator 2-Lousberg Grain, LLC

County Logan Type Steel Feed Mill

Town Atwood Priority Low

Associated Structures

steel feed mill, 3 steel silos, steel tanks, warehouse, office



Elevator Name Dailey Co-op Elevator 1

County Logan Type Steel Tile

Town Dailey Priority Medium

Associated Structures

enclosed leg with 4 steel tile bins, 4 larger steel tile bins, truck shed, office, neighboring elevator 2

EASTERN PLAINS AND FRONT RANGE GRAIN ELEVATORS OF COLORADO  
RECONASSIANCE REPORT

---



Elevator Name Dailey Co-op Elevator 2  
 County Logan Type Frame  
 Town Dailey Priority Low  
 Associated Structures  
 gable roof with gabled headhouse, truck shed, shed office addition



Elevator Name Fleming Elevator 1  
 County Logan Type Cribbed  
 Town Fleming Priority Low  
 Associated Structures  
 gable roof with gabled headhouse and modern vertical ridged siding,  
 3 steel tile bins, connected to elevator 2, neighboring elevator 3



Elevator Name Fleming Elevator 2-Fleming Feed Mill  
 County Logan Type Steel Feed Mill  
 Town Fleming Priority Low  
 Associated Structures  
 steel feed mill, connected to elevator 1, attached office, truck shed,  
 quonset hut



Elevator Name Fleming Elevator 3-Farmers Elevator Company/Grainlan  
 County Logan Type Concrete  
 Town Fleming Priority Low  
 Associated Structures  
 country elevator with flat roof headhouse, additional attached  
 concrete bins, detached concrete bin, dneighboring elevator 1

EASTERN PLAINS AND FRONT RANGE GRAIN ELEVATORS OF COLORADO  
 RECONNAISSANCE REPORT

---




Elevator Name Ford Elevator 1

County Logan Type Steel Tile

Town Ford Priority Medium

Associated Structures

open leg with a steel tile bin, feed mixers, warehouse, office, collapsed corrugated silo



Elevator Name Hall Elevator 1

County Logan Type Frame

Town Hall Priority Low

Associated Structures

gabled headhouse, 2 elevator legs extending through attached warehouse, restored siding, attached warehouses, attached steel tile silo, quonset hut



Elevator Name Padroni Farmers Co-op

County Logan Type Steel-Open Leg

Town Padroni Priority Low

Associated Structures

open leg, 2 modern steel silos, quonset hut



Elevator Name Peetz Elevator 1-Peetz Farmers Co-op Elevator and Sup

County Logan Type Frame

Town Peetz Priority High

Associated Structures

gable with hip roof with gabled headhouse, feed mixer, connected to steel feed mill with open leg, truck shed, warehouse, neighboring elevator 2

# EASTERN PLAINS AND FRONT RANGE GRAIN ELEVATORS OF COLORADO RECONASSIANCE REPORT



Elevator Name Peetz Elevator 2  
County Logan Type Steel Tile  
Town Peetz Priority Low

#### Associated Structures

leg enclosed in steel tile with 6 attached steel tile bins, 5 additional steel tile bins, 6 steel silos, office, neighboring elevator 1



Elevator Name Sterling Elevator 1-Cargill  
County Logan Type Concrete  
Town Sterling Priority Low

#### Associated Structures

multiple square bins, attached multiple steel bins, warehouse, attached second elevator leg with bins, attached feed mixers, several open legs



Elevator Name Sterling Elevator 2-Jochem  
County Logan Type Frame  
Town Sterling Priority Medium

#### Associated Structures

gable roof with gabled headhouse, truck sheds, 2 steel tile bins, quonset hut, office



Elevator Name Sterling Elevator 3-Lausberg Grain & Feed, Inc.  
County Logan Type Cribbed  
Town Sterling Priority Low

#### Associated Structures

gable roof with gabled headhouse, attached warehouses

EASTERN PLAINS AND FRONT RANGE GRAIN ELEVATORS OF COLORADO  
 RECONASSIANCE REPORT



Elevator Name Sterling Elevator 4-Lebsack Seed & Feed  
 County Logan Type Frame  
 Town Sterling Priority Medium  
 Associated Structures  
 shed roof with gabled headhouse, shed addition, frame elevator addition with gabled headhouse, truck shed, attached warehouse, free-standing warehouse, stucco feed store, one attached silo, quonset



Elevator Name Sterling Elevator 5-Mitchek Allen Feed & Grain  
 County Logan Type Concrete  
 Town Sterling Priority Medium  
 Associated Structures  
 country elevator with flat roof headhouse, office, warehouse



Elevator Name Sterling Elevator 6-Sterling Ethanol LLC  
 County Logan Type Steel-Open Leg  
 Town Sterling Priority Low  
 Associated Structures  
 open leg, 2 concrete bins, truck shed, ethanol silos



Elevator Name Sterling Elevator 7-The Scoular Company  
 County Logan Type Steel-Open Leg  
 Town Sterling Priority Low  
 Associated Structures  
 open leg, 3 modern steel silos, feed mixer

EASTERN PLAINS AND FRONT RANGE GRAIN ELEVATORS OF COLORADO  
 RECONASSIANCE REPORT



Elevator Name Trinidad Benham Elevator 1

County Logan Type Steel

Town Sterling Priority Low

Associated Structures

gable roof with gabled headhouse and modern siding, external bins and warehouse, attached, attached office, attached to elevator 2 through warehouse



Elevator Name Trinidad Benham Elevator 2

County Logan Type Frame

Town Sterling Priority Medium

Associated Structures

gable roof with gabled headhouse, multiple shed additions, multiple cyclones, warehouse, office, attached to elevator 1 through warehouse



Elevator Name Trinidad Benham Elevator 3

County Logan Type Frame

Town Sterling Priority Medium

Associated Structures

gable roof with cross gabled headhouse, cyclone, neighboring elevator 5, attached warehouse off to east, across rail tracks from elevators 1 & 2, framed warehouse addition to west



Elevator Name Cookley Cattle Company Elevator 1

County Logan Type Frame

Town Unincorporated Logan County Priority Low

Associated Structures

open leg, attached warehouse with bins, additional open leg



EASTERN PLAINS AND FRONT RANGE GRAIN ELEVATORS OF COLORADO  
RECONASSIANCE REPORT



Elevator Name Cookley Cattle Company Elevator 2  
 County Logan Type Steel-Open Leg  
 Town Unincorporated Logan County Priority Low  
 Associated Structures  
 open leg, 2 steel tile bins, 1 modern steel silo, truck shed, office, connected to open leg with steel bins



Elevator Name Brush Elevator 1-M&M Cooperative  
 County Morgan Type Concrete  
 Town Brush Priority Low  
 Associated Structures  
 country elevator with flat roof headhouse and flat roof headhouse addition, 6 modern steel silos, 3 smaller modern steel silos, 2 wood warehouse, steel warehouse, truck shed, feed mixers



Elevator Name Brush Elevator 2  
 County Morgan Type Steel Tile  
 Town Brush Priority Low  
 Associated Structures  
 open leg, 5 steel tile bins, modern steel silo, truck shed, connected to warehouse



Elevator Name Brush Elevator 3  
 County Morgan Type Frame  
 Town Brush Priority Low  
 Associated Structures  
 gable warehouse with gabled headhouse

EASTERN PLAINS AND FRONT RANGE GRAIN ELEVATORS OF COLORADO  
RECONNAISSANCE REPORT

---



Elevator Name Brush Elevator 4  
County Morgan Type Feed Handling Center  
Town Brush Priority Low  
Associated Structures  
open leg, 2 modern steel silos, feed mixers



Elevator Name Fort Morgan Elevator 1  
County Morgan Type Concrete  
Town Fort Morgan Priority Low  
Associated Structures  
flat roof with elevator leg extending through roof, connected to additional open legs, several modern concrete bins, warehouse, truck shed, feed mixers



Elevator Name Fort Morgan Elevator 2-Erker Grain Company  
County Morgan Type Concrete  
Town Fort Morgan Priority Medium  
Associated Structures  
2 open legs, several concrete bins, office, warehouse, quonset hut



Elevator Name Wiggins Elevator 2  
County Morgan Type Concrete  
Town Wiggins Priority Low  
Associated Structures  
country elevator with flat roof headhouse, cyclone, attached warehouse with open leg extending through roof, feed mixers, steel silo, truck shed

EASTERN PLAINS AND FRONT RANGE GRAIN ELEVATORS OF COLORADO  
RECONNAISSANCE REPORT



Elevator Name Wiggins Elevator 3-Feed Mixing Facility

County Morgan Type Steel

Town Wiggins Priority Low

Associated Structures

open leg, feed mixers, truck shed, attached warehouse, another open leg with feed mixers, various steel tile bins



Elevator Name Wiggins Elevator 4-Co-op

County Morgan Type Steel

Town Wiggins Priority Low

Associated Structures

open leg, feed mixers, cyclone, attached warehouse, several steel warehouses, additional open legs and steel silos



Elevator Name Wiggins Elevator 5-South Platte Grain/Co-op and Beans

County Morgan Type Steel Tile

Town Wiggins Priority Medium

Associated Structures

steel tile enclosed leg, 6 visible steel tile bins, additional large steel tile bin, office, feed mixers, truck shed, warehouse, 2 modern steel silos, neighboring other Wiggins elevators



Elevator Name Fowler Elevator 1-Arkansas Valley Co-op Association

County Otero Type Frame

Town Fowler Priority High

Associated Structures

gable roof with gabled headhouse, shed addition, gable addition with another shed addition, connected to open leg with feed mill, feed mixers, truck shed, warehouse, neighboring feed handling center

EASTERN PLAINS AND FRONT RANGE GRAIN ELEVATORS OF COLORADO  
RECONASSIANCE REPORT

---



Elevator Name Fowler Elevator 2

County Otero Type Steel

Town Fowler Priority Low

Associated Structures

flat roof with elevator leg extending through roof, attached brick warehouse, attached metal warehouse



Elevator Name La Junta Elevator 1-La Junta Milling & Elevator Compan

County Otero Type Cribbed

Town La Junta Priority Medium

Associated Structures

gable roof with false front and shallow gabled headhouse, office, connected to 3 open legs and steel feed mixer, Santa Fe rail car used as bin, warehouses, cyclone



Elevator Name La Junta Elevator 2-WW Feed & Supply

County Otero Type Cribbed

Town La Junta Priority High

Associated Structures

gable roof with gable headhouse, attached warehouse with open leg extending through roof, additional attached warehouse



Elevator Name Manzanola Elevator 1

County Otero Type Frame Warehouse

Town Manzanola Priority Low

Associated Structures

warehouse with open steel leg extending through roof, additional gabled headhouse, cyclone

EASTERN PLAINS AND FRONT RANGE GRAIN ELEVATORS OF COLORADO  
RECONASSIANCE REPORT



Elevator Name Manzanola Elevator 2-Manzanola Trading Company  
 County Otero Type Frame Warehouse  
 Town Manzanola Priority High  
 Associated Structures  
 gable roof with gabled headhouse, attached warehouse and office with false front, external steel bin, attached framed addition



Elevator Name Rocky Ford Elevator 1-Heil Bean  
 County Otero Type Cribbed  
 Town Rocky Ford Priority Low  
 Associated Structures  
 gable roof with gabled headhouse, attached brick warehouse with framed gable second story addition



Elevator Name Rocky Ford Elevator 2-Heil Bean  
 County Otero Type Cribbed  
 Town Rocky Ford Priority High  
 Associated Structures  
 gable roof with attached warehouse



Elevator Name Amherst Elevator 1  
 County Phillips Type Frame  
 Town Amherst Priority High  
 Associated Structures  
 gable roof with gabled headhouse, truck shed, attached warehouse, quonset hut

EASTERN PLAINS AND FRONT RANGE GRAIN ELEVATORS OF COLORADO  
RECONNAISSANCE REPORT



Elevator Name Amherst Elevator 2-Amherst Co-op Elevator, Inc.  
County Phillips Type Concrete/Terminal  
Town Amherst Priority Low

Associated Structures

country elevator with flat roof headhouse, 20+ concrete bins with flat roof headhouses on either side, feed mixers, office, open legs, steel tile bins



Elevator Name Haxtun Elevator 1-Farmers Co-op Company  
County Phillips Type Concrete/Terminal  
Town Haxtun Priority Low

Associated Structures

country elevator with flat roof headhouse, attached open legs, feed mixers, attached to 20+ concrete bins with flat roof headhouse, office, truck shed



Elevator Name Haxtun Elevator 2  
County Phillips Type Cribbed  
Town Haxtun Priority Medium

Associated Structures

gable roof with gabled headhouse, elevator leg extends through roof of headhouse, steel tile bin, attached warehouse attached to steel feed mill and open leg, truck shed



Elevator Name Haxtun Elevator 3  
County Phillips Type Cribbed  
Town Haxtun Priority High

Associated Structures

gable roof with gabled headhouse, elevator leg extends through roof of headhouse, attached warehouse with open leg

EASTERN PLAINS AND FRONT RANGE GRAIN ELEVATORS OF COLORADO  
RECONASSIANCE REPORT



Elevator Name Haxtun Elevator 4-Commercial Grain Company

County Phillips Type Concrete

Town Haxtun Priority High

Associated Structures

country elevator with flat roof headhouse, attached office and warehouse



Elevator Name Haxtun Elevator 5

County Phillips Type Cribbed

Town Haxtun Priority Low

Associated Structures

gable roof with gabled headhouse, 2 story building addition, shed addition




Elevator Name Holyoke Elevator 1-Jack's Bean Company Elevator

County Phillips Type Concrete

Town Holyoke Priority Low

Associated Structures

country elevator with flat roof headhouse, feed mixers, warehouse, open truck shed



Elevator Name Holyoke Elevator 2-Jack's Bean Company Elevator

County Phillips Type Concrete/Terminal

Town Holyoke Priority Low

Associated Structures

country elevator with flat roof headhouse, 20+ concrete bins added to either side

EASTERN PLAINS AND FRONT RANGE GRAIN ELEVATORS OF COLORADO  
RECONASSIANCE REPORT

---



Elevator Name Holyoke Elevator 3-Reimer/Smith Grain Company/Holy  
 County Phillips Type Concrete/Terminal  
 Town Holyoke Priority High

Associated Structures


country elevator with flat roof headhouse, 10+ concrete bins with an open leg added to east side



Elevator Name Holyoke Elevator 4-Reimer/Smith Grain Company/Holy  
 County Phillips Type Cribbed  
 Town Holyoke Priority High

Associated Structures

gable roof with gabled headhouse, shed addition, gabled warehouse addition



Elevator Name Holyoke Elevator 5-Reimer/Smith Grain Company/Holy  
 County Phillips Type Cribbed  
 Town Holyoke Priority High

Associated Structures

gable roof with gabled headhouse, truck shed, 2 steel tile bins



Elevator Name Holyoke Elevator 6-Reimer/Smith Grain Company/Holy  
 County Phillips Type Cribbed  
 Town Holyoke Priority High

Associated Structures

gable roof with gabled headhouse, shed addition, attached to a freestanding cribbed bin and steel tile elevator with open leg



EASTERN PLAINS AND FRONT RANGE GRAIN ELEVATORS OF COLORADO  
RECONNAISSANCE REPORT



Elevator Name Paoli Elevator 1-Paoli Farmers Co-op Elevator

County Phillips Type Concrete

Town Paoli Priority Medium

Associated Structures

country elevator with flat roof headhouse, additional concrete bins on either side, warehouse, attached smaller concrete bins, feed mixer, connected to elevators 1 & 5



Elevator Name Paoli Elevator 2

County Phillips Type Concrete

Town Paoli Priority Medium

Associated Structures

flat roof, concrete bins, office, steel feed mixer, connected to elevator 1



Elevator Name Paoli Elevator 3

County Phillips Type Frame

Town Paoli Priority High

Associated Structures

gable roof with gabled headhouse, additional open leg, attached office, 2 modern steel silos



Elevator Name Paoli Elevator 4

County Phillips Type Frame

Town Paoli Priority Low

Associated Structures

gable roof with gabled headhouse, 3 concrete bins, attached warehouse, attached office, frame addition, truck shed

EASTERN PLAINS AND FRONT RANGE GRAIN ELEVATORS OF COLORADO  
RECONNAISSANCE REPORT



Elevator Name Paoli Elevator 5

County Phillips

Type Concrete

Town Paoli

Priority Low

Associated Structures

country elevator with flat roof, additional concrete bins, connected to elevator 1



Elevator Name Buckeye Elevator 1

County Prowers

Type Feed Handling Center

Town Buckeye

Priority Low

Associated Structures

3 open legs, 2 large steel silos, steel tile bin, several smaller steel silos



Elevator Name Granada Elevator 1-Southeastern Colorado Co-op

County Prowers

Type Concrete

Town Granada

Priority High

Associated Structures

country elevator with flat roof headhouse, additional country elevator with flat roof headhouse, warehouse, truck shed, office



Elevator Name Holly Elevator 1-Southeastern Colorado Co-op

County Prowers

Type Concrete

Town Holly

Priority Medium

Associated Structures

country elevator with flat roof headhouse, additional concrete bins, 2 open legs, 2 modern concrete bins, open truck shed, warehouse, feed mixer, office

EASTERN PLAINS AND FRONT RANGE GRAIN ELEVATORS OF COLORADO  
RECONASSIANCE REPORT

---



Elevator Name Holly Elevator 2-Johnson Co-op Feed Service  
 County Prowers Type Cribbed  
 Town Holly Priority High  
 Associated Structures  
 gable roof with shed additions, external open leg with 9 small steel tile silos, warehouse



Elevator Name Holly Elevator 3-Southeastern Colorado Co-op  
 County Prowers Type Concrete  
 Town Holly Priority Medium  
 Associated Structures  
 flat roof with flat roof headhouse addition and open leg, warehouse and office, feed mixers



Elevator Name Prowers County Elevator  
 County Prowers Type Frame  
 Town Hwy 89 Priority Medium  
 Associated Structures  
 pyramid roof with pyramid roof headhosue, connected to open leg and various steel silos, office



Elevator Name Lamar Elevator 1-Colorado Mills, LLC  
 County Prowers Type Concrete  
 Town Lamar Priority Low  
 Associated Structures  
 6 concrete bins with flat roof headhouse, connected to 4 open legs, steel feed mixers, office, steel tile silo, warehouse

EASTERN PLAINS AND FRONT RANGE GRAIN ELEVATORS OF COLORADO  
RECONNAISSANCE REPORT


---



Elevator Name Lamar Elevator 2-Southeast Colorado Co-op  
 County Prowers Type Concrete  
 Town Lamar Priority Low  
 Associated Structures  
 country elevator with flat roof headhouse, open leg and warehouses nearby



Elevator Name Lamar Elevator 4-Co-op  
 County Prowers Type Concrete  
 Town Lamar Priority Low  
 Associated Structures  
 country elevator with flat roof headhouse and taller headhouse addition, additional concrete bins, truck sheds, office



Elevator Name Lamar Elevator 5-White Stone Farms  
 County Prowers Type Steel  
 Town Lamar Priority Low  
 Associated Structures  
 steel feed mill, large open leg, feed mixers, truck shed, warehouse



Elevator Name Sweeny Feed Mill  
 County Pueblo Type Mill-Brick and Cribbe  
 Town Pueblo Priority Low  
 Associated Structures  
 cribbed with gable roof, 1 metal warehouse, brick mill & feed building

EASTERN PLAINS AND FRONT RANGE GRAIN ELEVATORS OF COLORADO  
RECONASSIANCE REPORT

---



Elevator Name Julesburg Elevator 1-Farmers Grain Company

County Sedgwick Type Frame

Town Julesburg Priority High

Associated Structures

gable roof with gabled addition, neighboring elevator 2



Elevator Name Julesburg Elevator 2-Farmers Grain Company

County Sedgwick Type Concrete

Town Julesburg Priority Low

Associated Structures

flat roof with flat roof headhouse, additional concrete bins on either side, truck shed, feed mixers, quonset hut, office, neighboring elevator 1



Elevator Name Julesburg Elevator 3-Farmers Grain Company

County Sedgwick Type Concrete

Town Julesburg Priority Low

Associated Structures

country elevator with flat roof headhouse, 3 additional visible concrete bins, quonset hut, office



Elevator Name Ovid Elevator 1

County Sedgwick Type Frame

Town Ovid Priority Low

Associated Structures

gable roof with gabled headhouse, cyclone, attached warehouse, shed addition, 2 modern steel silos, neighboring other Ovid elevators

# EASTERN PLAINS AND FRONT RANGE GRAIN ELEVATORS OF COLORADO RECONNAISSANCE REPORT

---



Elevator Name Ovid Elevator 2

County Sedgwick                                Type Steel

Town Ovid    Priority Low

Associated Structures

flat roof with elevator leg extending through roof, warehouse with open leg, neighboring other Ovid elevators



Elevator Name Ovid Elevator 3-Kelley Bean Company, Inc

County Sedgwick                                Type Feed Handling Center

Town Ovid    Priority Low

Associated Structures

open leg, 5 large modern steel silos, 2 steel tile bins, neighboring other Ovid elevators



Elevator Name Ovid Elevator 4

County Sedgwick                                Type Concrete

Town Ovid    Priority Medium

Associated Structures

flat roof with flat roof headhouse, truck shed, 6 steel tile bins, warehouse with open leg, quonset hut, neighboring other Ovid elevators



Elevator Name Hall Grain Elevator 1

County Washington                            Type Frame and Cribbed

Town Akron                                        Priority High

Associated Structures

gable roof with gabled headhouse, cribbed elevator with gable roof and gabled headhouse addition, attached steel warehouse, steel bin, connected to elevator 2

EASTERN PLAINS AND FRONT RANGE GRAIN ELEVATORS OF COLORADO  
RECONASSIANCE REPORT

---



Elevator Name Hall Grain Elevator 2  
County Washington Type Steel-Open Leg  
Town Akron Priority Low

Associated Structures  
warehouse with open legs extending through roof, feed mixers,  
additional attached warehouse



Elevator Name Hall Grain Elevator 3  
County Washington Type Cribbed  
Town Akron Priority Low

Associated Structures  
gable roof with 10+ steel tile silos and bins, truck shed



Elevator Name Hall Grain Elevator 4  
County Washington Type Steel  
Town Akron Priority Low

Associated Structures  
shallow gable roof, 7+ steel tile bins, additional open leg, truck shed,  
feed mixer



Elevator Name Hall Grain Elevator 5  
County Washington Type Steel-Open Leg  
Town Akron Priority Low

Associated Structures  
open leg, 7+ steel tile silos, additional open legs, warehouse, feed  
mixers, office

EASTERN PLAINS AND FRONT RANGE GRAIN ELEVATORS OF COLORADO  
RECONASSIANCE REPORT



Elevator Name Hall Grain Elevator 6  
County Washington Type Feed Handling Center  
Town Akron Priority Low  
Associated Structures  
open leg, feed mixer, 2 large modern steel silos



Elevator Name M&M Co-op Elevator  
County Washington Type Concrete  
Town Akron Priority Low  
Associated Structures  
country elevator with flat roof headhouse, 2 additional modern concrete bins, steel warehouse



Elevator Name Anton Co-op Assoc. Elevator 1  
County Washington Type Steel Tile  
Town Anton Priority Low  
Associated Structures  
open leg, 2 steel tile bins, office



Elevator Name Anton Feed Handling Center 1  
County Washington Type Feed Handling Center  
Town Anton Priority Low  
Associated Structures  
open leg, 6 modern steel silos



EASTERN PLAINS AND FRONT RANGE GRAIN ELEVATORS OF COLORADO  
RECONNAISSANCE REPORT

---



Elevator Name Anton Feed Handling Center 2  
 County Washington Type Feed Handling Center  
 Town Anton Priority Low

Associated Structures  
 open leg with 3 modern steel silos, neighboring a feed handling center with an open leg and 3 modern steel silos



Elevator Name Cope Elevator 1  
 County Washington Type Steel Tile  
 Town Cope Priority Low

Associated Structures  
 steel tile enclosed leg with elevator leg extending through roof, 4 steel tile bins, warehouse, feed mixers, office, outside scale, numerous foundations nearby, connected to Cope feed handling center, neighboring modern steel silos and a quonset hut



Elevator Name Cope Feed Handling Center  
 County Washington Type Feed Handling Center  
 Town Cope Priority Low

Associated Structures  
 2 large modern steel silos, connected to Cope Elevator 1



Elevator Name M&M Co-op Elevator  
 County Washington Type Concrete  
 Town Hyde Priority Low

Associated Structures  
 country elevator with flat roof headhouse, modern steel silo, truck shed, office

EASTERN PLAINS AND FRONT RANGE GRAIN ELEVATORS OF COLORADO  
RECONASSIANCE REPORT

---



Elevator Name Otis Elevator 1

County Washington Type Frame

Town Otis Priority Low

Associated Structures

gable roof with hip and gabled headhouse, truck shed, warehouse addition, office, warehouse



Elevator Name Otis Elevator 2

County Washington Type Frame warehouse

Town Otis Priority Low

Associated Structures

shed roof with shed additions, attached false front warehouse



Elevator Name Otis Elevator 3-Hall Grain Elevator

County Washington Type Steel

Town Otis Priority Low

Associated Structures

4 open legs, cyclones, feed mixers, 3 modern steel silos, quonset hut, warehouse



Elevator Name Otis Elevator 4-M&M Co-op Elevator

County Washington Type Steel-Open Leg

Town Otis Priority Low

Associated Structures

open leg, 5 visible steel tile bins, 1 modern steel silo, neighboring feed handling center with open leg and modern steel silo

EASTERN PLAINS AND FRONT RANGE GRAIN ELEVATORS OF COLORADO  
RECONASSIANCE REPORT

---



Elevator Name Otis Elevator 5-M&M Co-op Elevator  
 County Washington Type Steel-Open Leg  
 Town Otis Priority Low  
 Associated Structures  
 open leg, 5 steel bins, warehouse



Elevator Name Otis Elevator 6-Perry Brothers Seed  
 County Washington Type Frame  
 Town Otis Priority Low  
 Associated Structures  
 gable roof with gabled headhouse with modern siding, 2 open legs,  
 large feed handling center with open leg and various modern steel  
 silos, feed mixers



Elevator Name Platner Elevator 1-Colorado Quality Grains  
 County Washington Type Cribbed  
 Town Platner Priority Medium  
 Associated Structures  
 gable roof with gabled addition, truck shed, attached to elevator 2,  
 neighboring feed handling center with open leg and modern steel  
 silos, neighboring quonset hut



Elevator Name Platner Elevator 2-Colorado Quality Grains  
 County Washington Type Frame and Cribbed  
 Town Platner Priority Medium  
 Associated Structures  
 gable roof with gabled additions, framed addition, attached to  
 elevator 1, neighboring small building and outdoor scale and  
 quonset hut

EASTERN PLAINS AND FRONT RANGE GRAIN ELEVATORS OF COLORADO  
RECONNAISSANCE REPORT



Elevator Name Platner Elevator 3-Colorado Quality Grains

County Washington Type Steel

Town Platner Priority Low

Associated Structures

enclosed leg, 6 visible steel tile bins, 7 steel bins, truck shed, office, neighboring elevator 4



Elevator Name Platner Elevator 4-Colorado Quality Grains

County Washington Type Feed Handling Center

Town Platner Priority Low

Associated Structures

open leg, large modern steel silo, truck shed, feed mixers



Elevator Name Platner Elevator 5-Colorado Quality Grains

County Washington Type Feed Handling Center

Town Platner Priority Low

Associated Structures

open leg, 2 modern steel silos, feed mixers, warehouse, office



Elevator Name Ault Elevator 1

County Weld Type Cribbed

Town Ault Priority Low

Associated Structures

gable roof, elevator leg extends through roof, steel tile silo, 4 mixing silos, feed mixers, office, warehouse, truck shed

EASTERN PLAINS AND FRONT RANGE GRAIN ELEVATORS OF COLORADO  
RECONASSIANCE REPORT



Elevator Name Ault Elevator 2-Highland Feed & Bean, Inc  
 County Weld Type Steel-Open Leg  
 Town Ault Priority Low

Associated Structures  
 warehouse with open leg extending through roof, cyclones,  
 neighboring warehouse with open leg extending through ceiling



Elevator Name Briggsdale Elevator 1-Briggsdale Grain, Inc  
 County Weld Type Steel-Open Leg  
 Town Briggsdale Priority Low

Associated Structures  
 open leg, steel silos, feed mixers, warehouse



Elevator Name Briggsdale Elevator 2  
 County Weld Type Cribbed  
 Town Briggsdale Priority High

Associated Structures  
 gable roof with shallow gable headhouse, steel silo, attached  
 warehouse, truck shed, attached office



Elevator Name Eaton Elevator 1-Agland, Inc  
 County Weld Type Concrete  
 Town Eaton Priority Medium

Associated Structures  
 flat roof with elevator leg extending through roof, truck shed, 2  
 neighboring feed handling centers

EASTERN PLAINS AND FRONT RANGE GRAIN ELEVATORS OF COLORADO  
RECONNAISSANCE REPORT

---



Elevator Name Eaton Elevator 2

County Weld Type Frame

Town Eaton Priority Medium

Associated Structures

warehouse with gabled additions, open legs extending through roof, cyclone, large steel silos



Elevator Name Eaton Elevator 3

County Weld Type Feed Handling Center

Town Eaton Priority Low

Associated Structures

open leg, steel tile silo, warehouses, additional open leg



Elevator Name Erie Elevator 1

County Weld Type Frame

Town Erie Priority Low

Associated Structures

gambrel roof warehouse with cross gable headhouse



Elevator Name Fort Lupton Feed Mill

County Weld Type Feed Handling Center

Town Fort Lupton Priority Low

Associated Structures

3 open legs, various steel silos

EASTERN PLAINS AND FRONT RANGE GRAIN ELEVATORS OF COLORADO  
RECONASSIANCE REPORT



Elevator Name Gilcrest Elevator 1-Gilcrest Feed and Elevator

County Weld Type Frame

Town Gilcrest Priority High

Associated Structures

gable roof with gabled headhouse and shed addition, attached warehouse, neighboring elevator 2



Elevator Name Gilcrest Elevator 2-Paragon Bridge Works

County Weld Type Steel

Town Gilcrest Priority Low

Associated Structures

open leg, steel tile bins, warehouse, feed mill, office, next to Gilcrest Elevator



Elevator Name Greeley Elevator 10-The Greeley Elevator

County Weld Type Feed Handling Center

Town Greeley Priority Low

Associated Structures

open leg, warehouse, steel silo



Elevator Name Greeley Elevator 11-Trinidad Bean and Elevator Compa

County Weld Type Cribbed

Town Greeley Priority High

Associated Structures

gable roof with gabled headhouse, warehouse addition, brick warehouse, open truck shed

EASTERN PLAINS AND FRONT RANGE GRAIN ELEVATORS OF COLORADO  
RECONNAISSANCE REPORT



Elevator Name Greeley Elevator 1-Colorado Commodity Traders, Inc  
 County Weld Type Feed Handling Center  
 Town Greeley Priority Low  
 Associated Structures  
 open leg, 8 visible modern steel silos



Elevator Name Greeley Elevator 2  
 County Weld Type Frame  
 Town Greeley Priority Low  
 Associated Structures  
 gable roof with shed addition and open leg, warehouse



Elevator Name Greeley Elevator 3  
 County Weld Type Cribbed  
 Town Greeley Priority Low  
 Associated Structures  
 gable roof with gabled headhouse, attached to cribbed elevator,  
 feed mixers, warehouse



Elevator Name Greeley Elevator 4-Buckboard Bean, Inc  
 County Weld Type Cribbed  
 Town Greeley Priority High  
 Associated Structures  
 gable roof with gabled addition, connected to cribbed elevator,  
 warehouse with stepped parapet, steel tile bins



EASTERN PLAINS AND FRONT RANGE GRAIN ELEVATORS OF COLORADO  
RECONASSIANCE REPORT



Elevator Name Greeley Elevator 5-Ranch-way Feeds  
 County Weld Type Cribbed  
 Town Greeley Priority High  
 Associated Structures  
 gable roof with shed additions, warehouse, feed mill, machine shop, feed mixer



Elevator Name Greeley Elevator 6-The Greeley Elevator  
 County Weld Type Cribbed  
 Town Greeley Priority Medium  
 Associated Structures  
 gable roof with gabled headhouse, office, elevator leg extends through headhouse roof, feed handling center and elevator 1 nearby



Elevator Name Greeley Elevator 7-The Greeley Elevator  
 County Weld Type Steel Tile  
 Town Greeley Priority Medium  
 Associated Structures  
 3 open legs, feed mixers, warehouse, neighboring elevator 6



Elevator Name Greeley Elevator 8-The Greeley Elevator  
 County Weld Type Cribbed  
 Town Greeley Priority Medium  
 Associated Structures  
 gable roof with gabled headhouse, truck shed, attached warehouses, 2 steel tile bins, cyclone, feed mixer, neighboring elevator 7

EASTERN PLAINS AND FRONT RANGE GRAIN ELEVATORS OF COLORADO  
RECONASSIANCE REPORT

---



Elevator Name Greeley Elevator 9-The Greeley Elevator

County Weld Type Cribbed

Town Greeley Priority Medium

Associated Structures

gable roof with gabled headhouse, warehouse



Elevator Name Grover Grain Elevator

County Weld Type Cribbed

Town Grover Priority 5WL.2253 SR

Associated Structures

gable roof with gabled headhouse, gabled additions, attached warehouse, office



Elevator Name Hereford Grain Company

County Weld Type Concrete

Town Hereford Priority Low

Associated Structures

flat roof, 5 assorted steel tile bins, truck shed, feed mixer



Elevator Name Whip & Chip Feed and Supply

County Weld Type Feed Handling Center

Town Hudson Priority Low

Associated Structures

open leg, assorted modern steel silos, office

EASTERN PLAINS AND FRONT RANGE GRAIN ELEVATORS OF COLORADO  
RECONASSIANCE REPORT

---



Elevator Name Johnstown Elevator 1  
 County Weld Type Concrete  
 Town Johnstown Priority High  
 Associated Structures  
 1 visible concrete bin with flat roof headhouse, storage additions, feed mixers



Elevator Name Johnstown Elevator 2-American Pride Co-op  
 County Weld Type Steel-Open Leg  
 Town Johnstown Priority Low  
 Associated Structures  
 warehouse with open leg extending through roof, attached office



Elevator Name Johnstown Elevator 3-Colorado Sweet Gold  
 County Weld Type Concrete  
 Town Johnstown Priority Low  
 Associated Structures  
 open leg, 4 concrete bins, warehouse with open leg, office



Elevator Name Johnstown Elevator 4-Coors Moravian malting Barley/J  
 County Weld Type Concrete  
 Town Johnstown Priority High  
 Associated Structures  
 shed roof with gabled headhouse, 3 steel tile bins with enclosed connection, warehouse, office, truck shed, feed mixer, office, open leg nearby

**EASTERN PLAINS AND FRONT RANGE GRAIN ELEVATORS OF COLORADO  
RECONNAISSANCE REPORT**

---



Elevator Name Keensburg Elevator 1  
 County Weld Type Cribbed  
 Town Keensburg Priority Low  
 Associated Structures  
 gable roof, 2 concrete bins, attached warehouse, feed mixers, truck shed, quonset hut, steel bins



Elevator Name Keensburg Elevator 2  
 County Weld Type Feed Handling Center  
 Town Keensburg Priority Low  
 Associated Structures  
 open leg, assorted modern steel silos, office



Elevator Name Keensburg Elevator 3  
 County Weld Type Steel  
 Town Keensburg Priority Low  
 Associated Structures  
 open leg, modern steel bins, residence



Elevator Name Kersey Elevator  
 County Weld Type Concrete  
 Town Kersey Priority High  
 Associated Structures  
 3 open legs, feed mixers, polygonal concrete silos, warehouse with truck entrance

EASTERN PLAINS AND FRONT RANGE GRAIN ELEVATORS OF COLORADO  
RECONASSIANCE REPORT

---



Elevator Name La Salle Elevator

County Weld Type Cribbed

Town La Salle Priority High

Associated Structures

gable roof with gabled headhouse, warehouse/office addition, 2 steel silos



Elevator Name Northern Feed & Bean

County Weld Type Concrete

Town Lucerne Priority High

Associated Structures

country elevator with flat roof headhouse, connected to 20+ concrete bins with flat roof headhouse, truck shed, feed mixer, warehouse



Elevator Name Milliken Elevator 1-Milliken Feeding Company

County Weld Type Frame

Town Milliken Priority High

Associated Structures

gable with cross gabled headhouse, gabled additions, warehouse, office, neighboring elevator 2



Elevator Name Milliken Elevator 2-Milliken Feeding Company

County Weld Type Frame

Town Milliken Priority High

Associated Structures

gable roof with sheared headhouse, open led extending through roof, connected to additional open leg, truck shed, neighboring elevator 1

EASTERN PLAINS AND FRONT RANGE GRAIN ELEVATORS OF COLORADO  
RECONASSIANCE REPORT

---



Elevator Name Milliken Elevator 3-Western International Grain Compa

County Weld Type Steel Tile

Town Milliken Priority Low

Associated Structures

open leg, 5 steel tile bins, feed mixer, additional open leg, truck shed, warehouse



Elevator Name Nunn Elevator 1

County Weld Type Steel Tile

Town Nunn Priority Medium

Associated Structures

steel tile enclosed elevator leg, 4 steel tile bins, feed mixer, truck shed, quonset hut



Elevator Name Nunn Elevator 2-Bellmore Farms

County Weld Type Concrete

Town Nunn Priority High

Associated Structures

country elevator with flat roof headhouse, warehouse, office, modern steel silo



Elevator Name Weld Grain Co./Peckham Feed Elevator

County Weld Type Cribbed

Town Peckham Priority High

Associated Structures

gable roof with gabled headhouse, cross gable roof with gabled headhouse addition, truck shed, attached warehouse, modern steel silo, store

EASTERN PLAINS AND FRONT RANGE GRAIN ELEVATORS OF COLORADO  
RECONASSIANCE REPORT

---



Elevator Name Pierce Elevator 1

County Weld Type Concrete

Town Pierce Priority Medium

Associated Structures

country elevator with flat roof headhouse, modern truck shed, feed mixers, warehouse, office, connected to feed handling center with open leg and modern steel silos, neighboring elevator 2



Elevator Name Pierce Elevator 2

County Weld Type Feed Handling Center

Town Pierce Priority Low

Associated Structures

open leg, assorted modern steel silos, truck shed, feed mixers, neighboring elevator 1



Elevator Name Pierce Elevator 3

County Weld Type Cribbed

Town Pierce Priority Medium

Associated Structures

gabled roof with sheared roof on headhouse, steel silo, attached warehouse, warehouse



Elevator Name Pierce Elevator 4

County Weld Type Cribbed

Town Pierce Priority Low

Associated Structures

gable roof, 3 steel tile silos, truck shed, warehouse

EASTERN PLAINS AND FRONT RANGE GRAIN ELEVATORS OF COLORADO  
RECONASSIANCE REPORT



Elevator Name Rocky Mountain Flour Milling, LLC  
 County Weld Type Feed Handling Center  
 Town Platteville Priority Low  
 Associated Structures  
 open leg, assorted modern steel silos, warehouse, steel tile silo,  
 many feed mixers, office, scale



Elevator Name Raymer Elevator 1-Centennial Grain and Seed Ltd/McFe  
 County Weld Type Cribbed  
 Town Raymer Priority High  
 Associated Structures  
 gable roof with flat roof headhouse, new siding, truck shed, shed  
 addition, modern warehouse



Elevator Name Raymer Elevator 2-Centennial Grain and Seed Ltd/McFe  
 County Weld Type Frame  
 Town Raymer Priority High  
 Associated Structures  
 gable roof with gabled headhouse, warehouse addition, office  
 addition, storage addition, 4 modern steel silos



Elevator Name Roggen Elevator 1-Roggen Farmers Elevator Association  
 County Weld Type Concrete  
 Town Roggen Priority Low  
 Associated Structures  
 country elevator with flat roof headhouse, 10+ additional concrete  
 bins, additional square concrete bins, warehouse



EASTERN PLAINS AND FRONT RANGE GRAIN ELEVATORS OF COLORADO  
RECONNAISSANCE REPORT

---



Elevator Name Roggen Elevator 2-Roggen Northern Elevator

County Weld Type Cribbed

Town Roggen Priority High

Associated Structures

gable roof with shed addition, truck shed, steel tanks, warehouse



Elevator Name Lousberg Grain Company

County Weld Type Frame

Town Stoneham Priority High

Associated Structures

gable roof with gabled headhouse, truck shed, office addition, connected to open leg, 2 steel tile bins and large steel tile silos



Elevator Name Northern Feed and Bean

County Weld Type Concrete

Town Weld County Priority Low

Associated Structures

country elevator with flat roof headhouse, office, storage addition



Elevator Name Sugar Beet Elevator

County Weld Type Concrete

Town Weld County Priority Medium

Associated Structures

4 concrete bins with very small headhouse, smoke stack

EASTERN PLAINS AND FRONT RANGE GRAIN ELEVATORS OF COLORADO  
RECONNAISSANCE REPORT

---



Elevator Name Windsor Flour Mill  
County Weld Type Mill-Brick  
Town Windsor Priority Low  
Associated Structures  
steel bin, concrete bins



Elevator Name Idalia Agronomy Center/Co-op Elevator  
County Yuma Type Concrete  
Town Idalia Priority Low  
Associated Structures  
country elevator with replaced flat roof headhouse, 2 large steel silos, connected to steel feed mill, warehouse



Elevator Name Allen Grain, Inc  
County Yuma Type Concrete  
Town Wray Priority Low  
Associated Structures  
open leg, connected to warehouse, steel silos



Elevator Name Wray Elevator 1  
County Yuma Type Frame  
Town Wray Priority High  
Associated Structures  
gable roof with gabled headhouse, connected to elevator 2, deconstruction began in 2009

EASTERN PLAINS AND FRONT RANGE GRAIN ELEVATORS OF COLORADO  
 RECONASSIANCE REPORT

---



Elevator Name Wray Elevator 2

County Yuma Type Cribbed

Town Wray Priority Medium

Associated Structures

gable roof with gabled headhouse, truck shed, connected to large cribbed mill and elevator 1, deconstruction began in 2009



Elevator Name Wray Elevator 3

County Yuma Type Steel Feed Mill

Town Wray Priority Low

Associated Structures

steel feed mill with flat roof and multiple open legs extending through roof, warehouses, shed additions, truck shed, office



Elevator Name Wray Elevator 4

County Yuma Type Feed Handling Center

Town Wray Priority Medium

Associated Structures

open leg, modern steel silos, neighboring steel tile feed handling center, neighboring cribbed elevator and steel feed mill demolished between 2006 and 2009



Elevator Name Wray Elevator 5

County Yuma Type Steel Tile

Town Wray Priority

Associated Structures

open leg, 7 steel tile bins, neighboring feed handling center, neighboring cribbed elevator and steel feed mill demolished between 2006 and 2009

EASTERN PLAINS AND FRONT RANGE GRAIN ELEVATORS OF COLORADO  
RECONNAISSANCE REPORT



Elevator Name Yuma Elevator 1  
 County Yuma Type Concrete  
 Town Yuma Priority Low  
 Associated Structures  
 flat roof with elevator leg extending through roof, square bins, large modern steel silo, office, warehouse



Elevator Name Yuma Elevator 2  
 County Yuma Type Cribbed  
 Town Yuma Priority Low  
 Associated Structures  
 gable roof with hip and gabled headhouse, warehouse and office addition, truck shed



Elevator Name Yuma Elevator 3-Bartlett Grain Company, LP  
 County Yuma Type Concrete  
 Town Yuma Priority Medium  
 Associated Structures  
 country elevator with flat roof headhouse, 4 visible additional concrete bins



Elevator Name Yuma Elevator 4-Edible Bean Specialties, ADM  
 County Yuma Type Cribbed  
 Town Yuma Priority Medium  
 Associated Structures  
 gable roof with gabled headhouse, brick garage, multiple cribbed and framed additions, attached steel warehouse, reconstructed truck shed, across from train station, warehouse & office

EASTERN PLAINS AND FRONT RANGE GRAIN ELEVATORS OF COLORADO  
RECONASSIANCE REPORT



Elevator Name Yuma Elevator 5-Edible Bean Specialties, ADM

County Yuma Type Cribbed

Town Yuma Priority Medium

Associated Structures

gable roof with gabled headhouse, attached gable roof with sheared headhouse, attached office, attached warehouse, additional warehouse



Elevator Name Yuma Elevator 6-M&M Co-op Elevator

County Yuma Type Concrete/Terminal

Town Yuma Priority Low

Associated Structures

country elevator with flat roof headhouse and heahouse additions, 20+ additional concrete bins on either side, neighboring wood elevator with leg extending through headhouse roof



Elevator Name Yuma Elevator 7-M&M Co-op Elevator

County Yuma Type Concrete

Town Yuma Priority Low

Associated Structures

flat roof with flat roof headhouse, warehouses, neighboring other Yuma elevators



Elevator Name Yuma Elevator 8-Yuma Farmers Milling-Mercantile Co-o

County Yuma Type Steel Warehouse

Town Yuma Priority Low

Associated Structures

open leg connected to a warehouse