

Colorado's Out of Home Population - Permanency Goals by Ethnicity

July 1, 2007 - June 30, 2008 (SFY 2008)

For State Fiscal Year (SFY) 2008, out of home placement services were provided to 12,743 children. The following table and graphs contain data regarding Permanency Goals for Colorado's out of home population by Ethnicity. (Note: Some children have multiple races or are missing race data. Graphs for Hawaiian/Pacific Islander and Missing Data are not displayed due to their small incidence in this data).

1. Permanency Goals - All
2. Permanency Goals - Caucasian
3. Permanency Goals - African American
4. Permanency Goals - Native American
5. Permanency Goals - Asian
6. Permanency Goals - Hispanic
7. Permanency Goals - Multiple Ethnicity

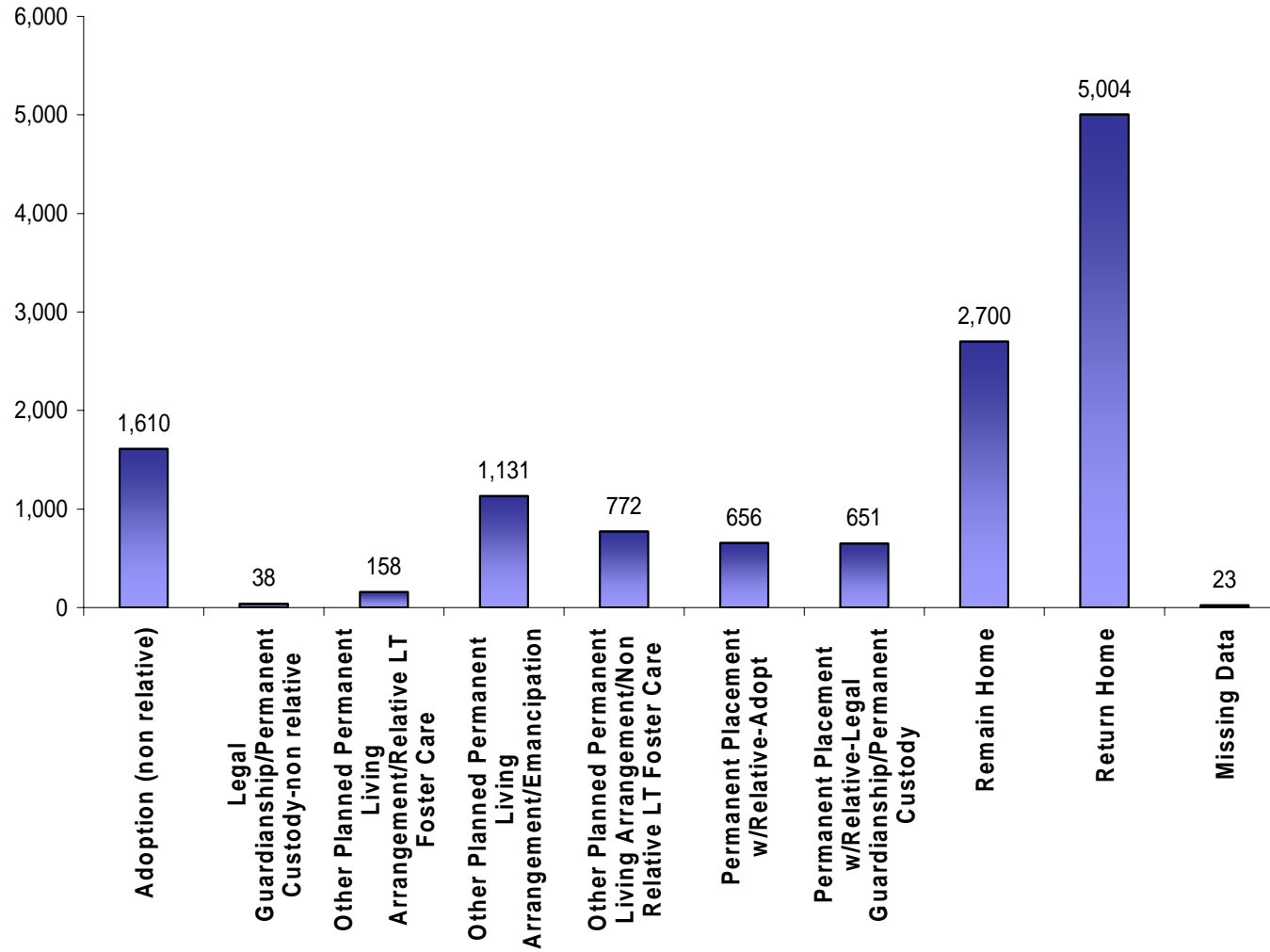
Permanency Goals of Children/Youth in Out of Home placement (OOH)	Caucasian	Hispanic	African American	Native American	Asian	Hawaiian	Multiple Race	Missing Data	Total
Adoption (non-relative)	733	623	164	12	1	2	74	1	1,610
Legal Guardianship/Permanent Custody - non-relative	21	6	4	3	0	0	4	0	38
Other Planned Permanent Living Arrangement/Relative LT Foster Care	57	42	54	0	0	0	5	0	158
Other Planned Permanent Living Arrangement/Emancipation	549	356	166	12	10	5	32	1	1,131
Other Planned Permanent Living Arrangement/non-relative LT Foster Care	350	278	114	5	5	0	19	1	772
Permanent Placement w/Relative - Adopt	266	263	72	9	2	3	40	1	656
Permanent Placement w/Relative - Legal Guardianship/Permanent Custody	256	299	62	3	1	0	29	1	651
Remain Home	1,309	1,009	263	18	15	8	75	3	2,700
Return Home	2,159	1,989	597	44	13	8	188	6	5,004
Missing	9	8	5	0	0	0	0	1	23
Total	5,709	4,873	1,501	106	47	26	466	15	12,743

Colorado's Out of Home Population - Permanency Goals by Ethnicity

July 1, 2007 - June 30, 2008

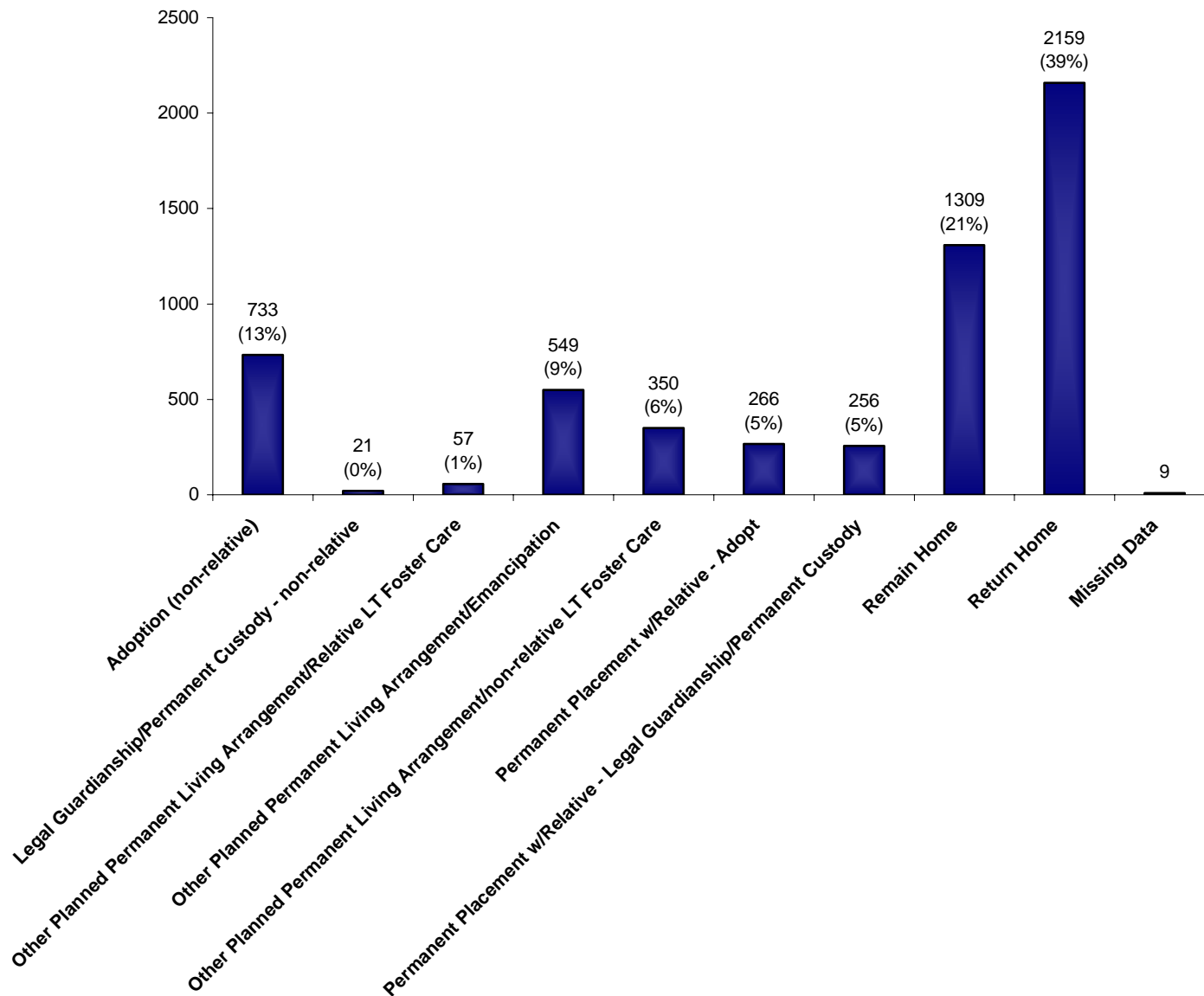
(SFY 2008)

Permanency Goals - All



Colorado's Out of Home Population - Permanency Goals by Ethnicity July 1, 2007 - June 30, 2008 (SFY 2008)

Permanency Goals - Caucasian

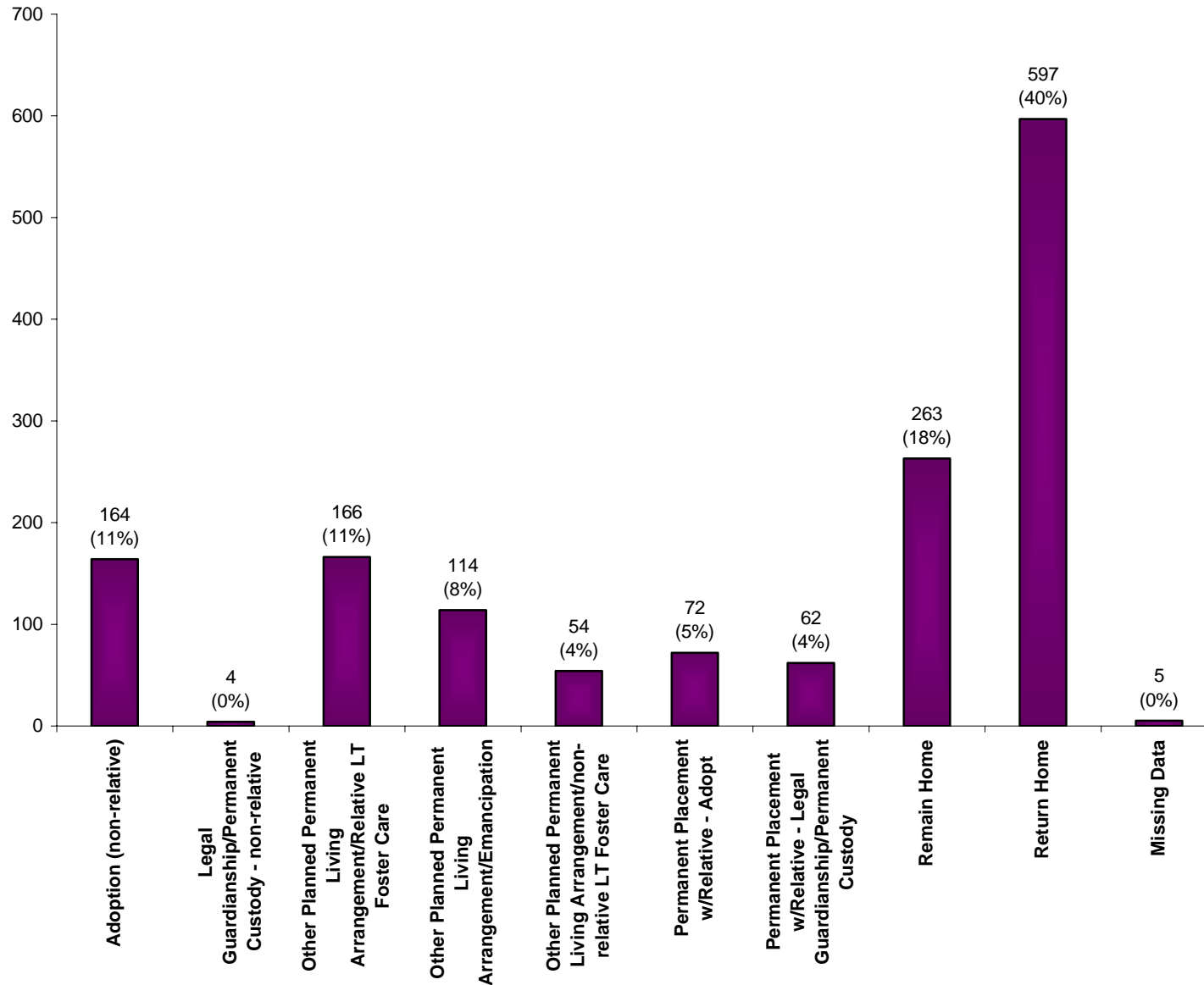


Colorado's Out of Home Population - Permanency Goals by Ethnicity

July 1, 2007 - June 30, 2008

(SFY 2008)

Permanency Goals - African American

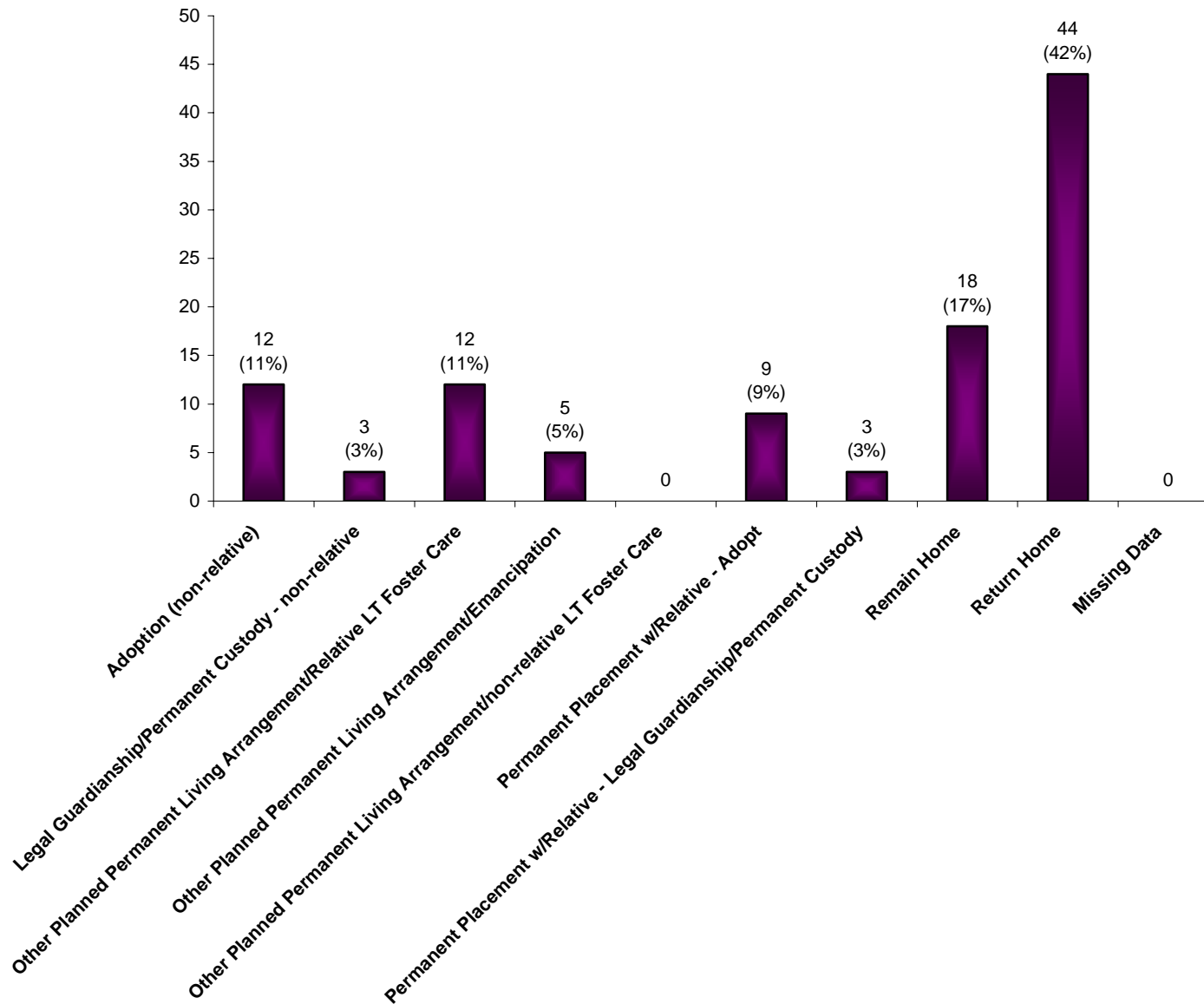


Colorado's Out of Home Population - Permanency Goals by Ethnicity

July 1, 2007 - June 30, 2008

(SFY 2008)

Permanency Goals - Native American

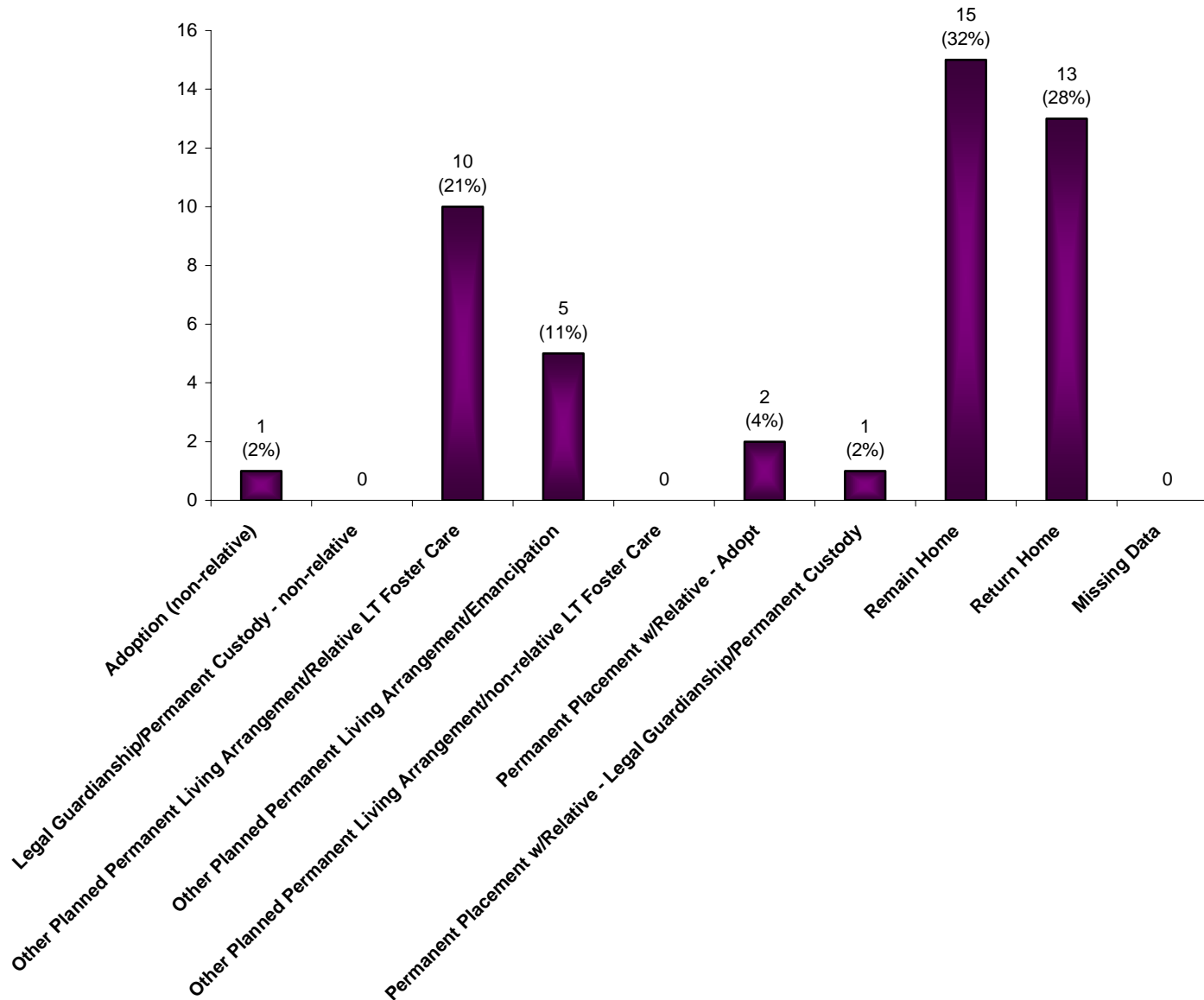


Colorado's Out of Home Population - Permanency Goals by Ethnicity

July 1, 2007 - June 30, 2008

(SFY 2008)

Permanency Goals - Asian

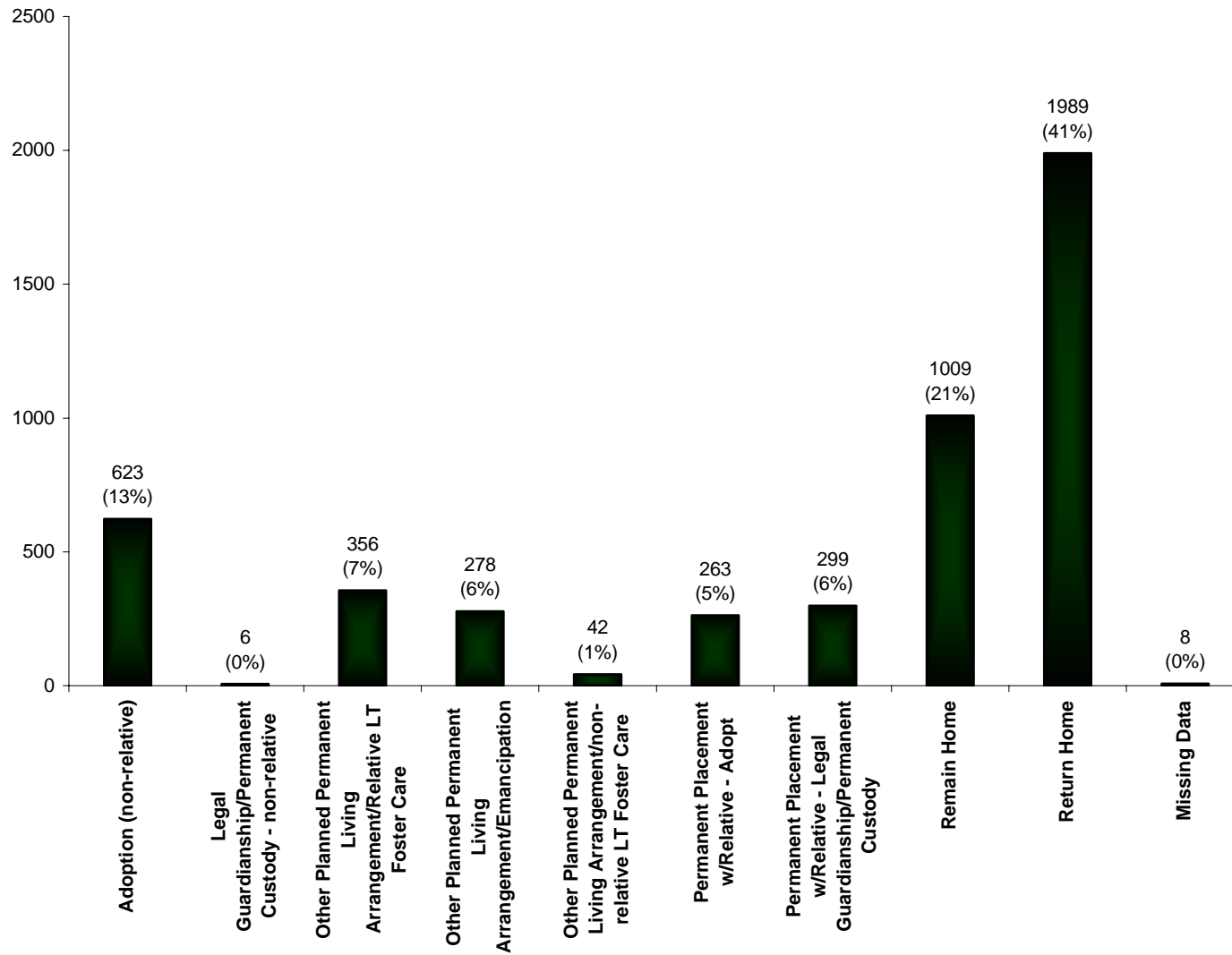


Colorado's Out of Home Population - Permanency Goals by Ethnicity

July 1, 2007 - June 30, 2008

(SFY 2008)

Permanency Goals - Hispanic



Colorado's Out of Home Population - Permanency Goals by Ethnicity

July 1, 2007 - June 30, 2008

(SFY 2008)

Permanency Goals - Multiple Ethnicities

