

Finding Data about Industries

If you want data to:

- Locate an industry description
- Identify employers in this industry by location and employer name
- Review wage data by location
- List the top occupations in this industry
- Find the number of employees and establishments (businesses) in specific geographic areas

Wyoming Industry Data: Click-by-Click

Go to www.wyomingatwork.com

Find Data:

- Click on the title Labor Market Information on the right side of the page
- Click on Labor Market Analysis at the top of the page
- Click on Industry Profile
- Click on Industry Summary
- Select Industries by Sector from the tabs at the top of the page
- If you are interested in general industry information (NAICS 2 digit), click on one of the industries listed. If you are interested in a more specific industry information (NAICS 3 digit), click on the + sign in front of each industry and select.
- Select from the tabs at the top of the page. Each tab will provide you with different amounts of data in different styles. Industry Comparison will provide a summary description of related industries or you can select another industry to compare.

Colorado Industry Data: Click-by-Click

Go to www.colmigateway.com

Find Data:

- Click on Labor Market Analysis at the top of the Home Page
- Click on Industry Profile
- Click on Industry Summary
- Select Industries by Sector from the tabs at the top of the page
- If you are interested in general industry information (NAICS 2 digit), click on one of the industries listed. If you are interested in a more specific industry information (NAICS 3 digit), click on the + sign in front of each industry and select.
- Select from the tabs at the top of the page. Each tab will provide you with different amounts of data in different styles. Industry Comparison will provide a summary description of related industries or you can select another industry to compare.



Colorado Top 10 Industries

- Health Care and Social Assistance
- Retail Trade
- Accommodation and Food Services
- Educational Services
- Professional and Technical Services
- Administrative and Waste Services
- Public Administration
- Manufacturing
- Construction
- Finance and Insurance



Wyoming Top 10 Industries

- Accommodation and Food Services
- Health Care and Social Assistance
- Retail Trade
- Mining
- Public Administration
- Educational Services
- Construction
- Transportation and Warehousing
- Manufacturing
- Professional and Technical Services

Understanding Colorado & Wyoming Industries

Produced for the College Career Counselor Services Association

North American Industry Classification System (NAICS)

The North American Industry Classification System (NAICS) is the standard used by Federal statistical agencies in classifying business establishments for the purpose of collecting, analyzing, and publishing statistical data related to the U.S. business economy.

NAICS was developed under the auspices of the U.S. Office of Management and Budget (OMB), and adopted in 1997 to replace the Standard Industrial Classification (SIC) system. It has been updated every 5 years (2002, 2007 and 2012) to reflect changing, new and emerging economic activities.

NAICS is an industry classification system that groups establishments (businesses) into industries based on the similarity of their production processes.

Industry

Industry is the primary type of activity at a person's place of work. Industry employment refers to all the occupations in a firm or industry group. Each industry employs a variety of occupations. For example, occupations in the manufacturing industry could include machine operators and tenders, systems analysts, sales agents, administrators and office workers, and cafeteria workers.

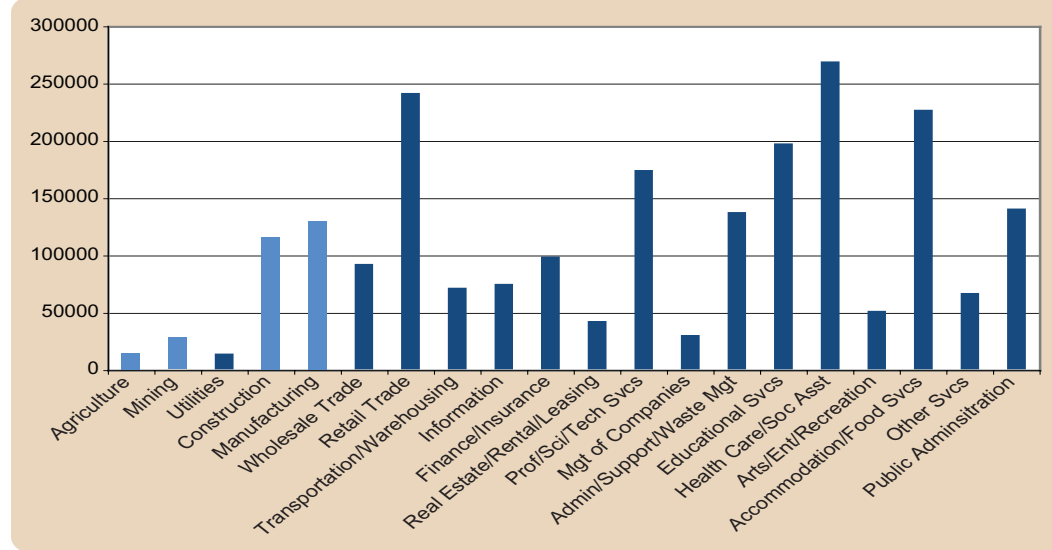
Source: U.S. Office of Management and Budget

Colorado Industries

Location Quotient (LQ): A measure of industry employment concentration of one area relative to another. A location quotient of 1 or more indicates higher industry employment concentration in an area relative to a base area (U.S. in this analysis). For example, Colorado has an LQ greater than 1 in Arts, Entertainment & Recreation since that industry makes up a larger share of state employment than it does in the country as a whole.

Base Industry: Total, all industries	LQ
Mining, Quarrying, & Oil & Gas Extraction	2.24
Information	1.58
Arts, Entertainment, & Recreation	1.39
Professional & Technical Services	1.32
Real Estate & Rental & Leasing	1.27
Construction	1.21
Accommodation & Food Services	1.17
Administrative & Waste Services	1.05
Finance & Insurance	1.05

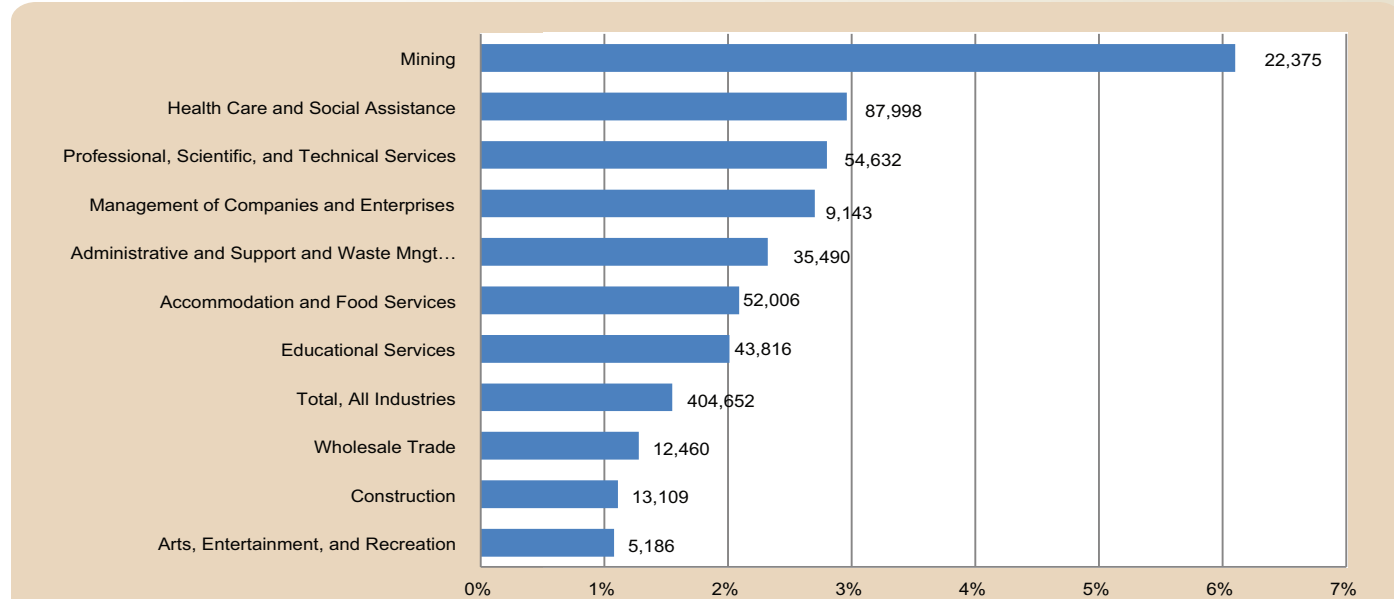
Colorado, Annual Average Employment, 2011



Agriculture, Mining, Construction and Manufacturing are the four goods-producing industries in Colorado. (See light blue industries in chart on left.) Since many of these industries are land-intensive, 53% of the combined employment in these industries is located outside of the Denver MSA.

Long-Term Industry Projections thru 2021

Colorado, Annual Percent Growth & Total Employment Growth



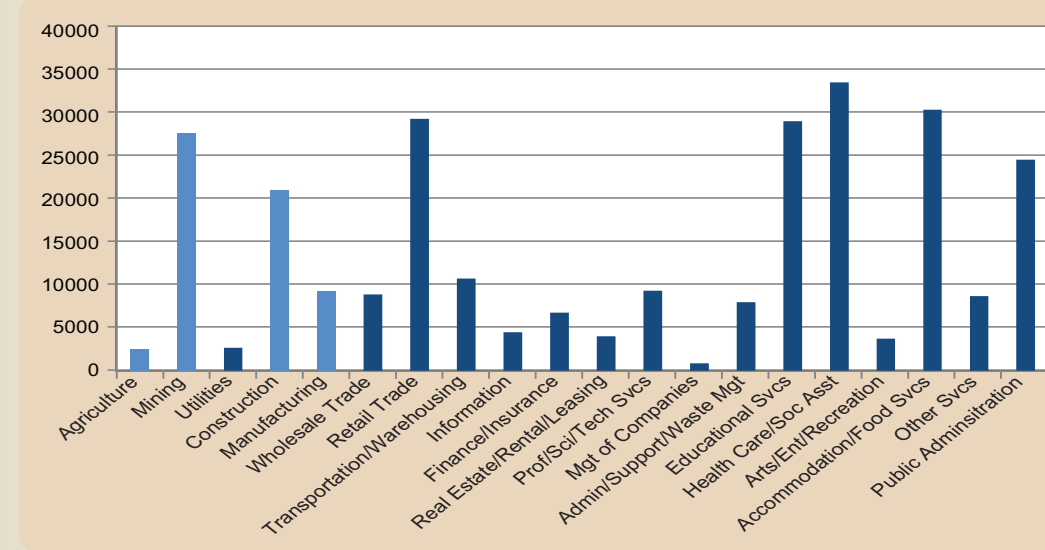
Source: Colorado LMI/QCEW 2011

Wyoming Industries

Location Quotient (LQ): A measure of industry employment concentration of one area relative to another. A location quotient of 1 or more indicates higher industry employment concentration in an area relative to a base area (U.S. in this analysis). For example, Wyoming has an LQ greater than 1 in Mining since that industry makes up a larger share of state employment than it does in the country as a whole.

Base Industry: Total, all industries	LQ
Mining, Quarrying, & Oil & Gas Extraction	19.43
Utilities	2.34
Construction	1.99
Accommodation & Food Services	1.38
Transportation & Warehousing	1.19
Agriculture, Forestry, Fishing & Hunting	1.1
Real Estate & Rental & Leasing	1.08
Retail Trade	1.03

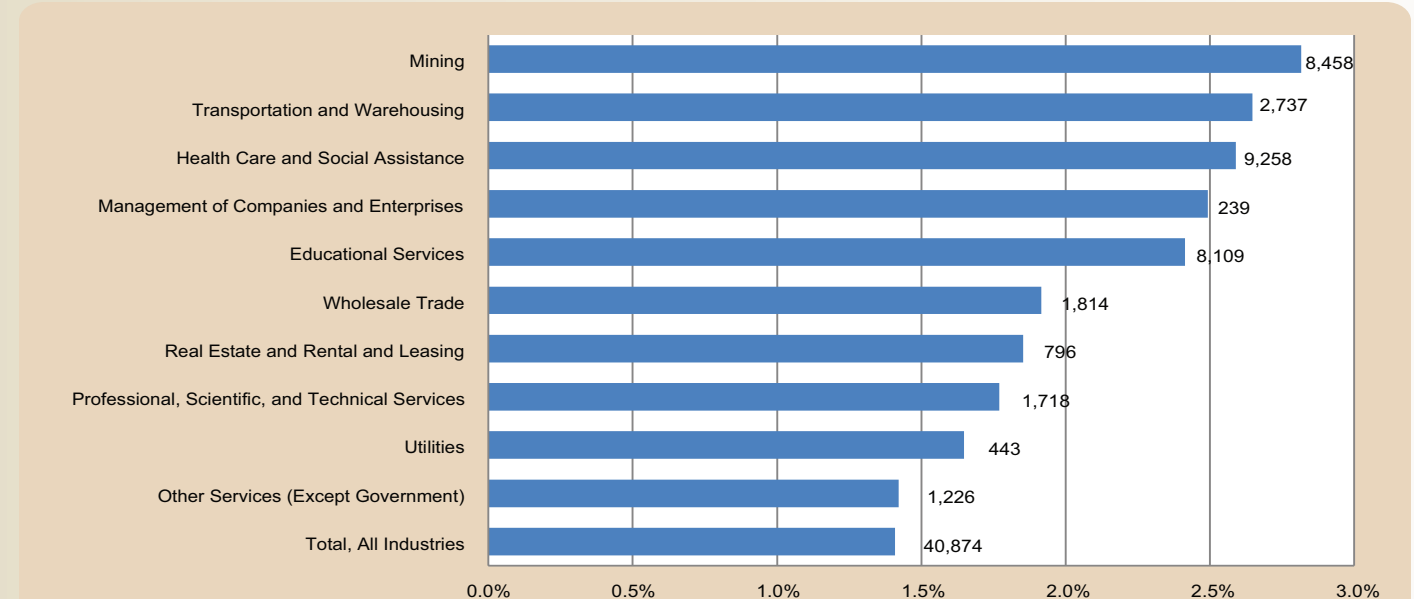
Wyoming, Annual Average Employment, 2011



The four goods-producing industries in Wyoming (Agriculture, Mining, Construction and Manufacturing) comprise 22 percent of all statewide employment vs. less than 14 percent nationally. In 2011, no other state in the nation had a greater concentration of goods-producing employment than Wyoming.

Long-Term Industry Projections thru 2021

Wyoming, Annual Percent Growth & Total Employment Growth



Source: Wyoming LMI/QCEW 2011