

February, 1924

221-A

Colorado Agricultural College
EXTENSION SERVICE
Fort Collins, Colorado

WHAT'S WHAT IN THE HOUSE

BY BLANCHE E. HYDE



CO-OPERATIVE EXTENSION WORK IN AGRICULTURE AND
HOME ECONOMICS. COLORADO AGRICULTURAL COLLEGE
AND U. S. DEPARTMENT OF AGRICULTURE CO-OPERATING

Distributed in Furtherance of Acts of Congress of May 8 and June 30, 1914

• *“Be it ever so humble there’s no place like home.”*

The purpose of this bulletin is to help us all to analyze a little more carefully the requirements of a house and where possible to make such desirable changes as can be done at a small outlay of money and without discarding entirely articles of furniture which have been long associated with our home life. These have helped to make a home out of a house and should therefore receive respectful consideration.

WHAT'S WHAT IN THE HOUSE

BY BLANCHE E. HYDE

First, what is the difference between putting furniture into a house and furnishing the same?

The object is the making of a home, but there is a vast difference in the results. The mere putting of furniture into a house leaves much to be desired before it becomes a home. Furniture is therefore by no means all that is required, although furniture is a fundamental necessity. Other things may not be as necessary but they supply comfort for the body, and beauty and attractiveness to rest and cheer the mind, factors which are fully as important as bodily comfort. Much which makes for the comfort and beauty of a home cannot be purchased but reflects the personality and home life of the family.

To "get down to brass tacks," we may as well own up that our homes contain much that is not at all necessary in the way of furniture, as well as many things in the way of furnishings which would never bring rest to any tired brain.

Necessary Articles of Furniture.—Beds to sleep in, chairs to sit on, tables to eat from and work at, and chests, closets, cupboards or shelves in which to keep our belongings are really the only **necessary** articles of furniture. In addition to these, some thing to hold fire to provide warmth and a means of cooking, a means of lighting, some means or place of obtaining water and disposing of waste, and we have all the essentials of living.

Qualities of Furniture.—Suitability to the purpose is the first thing to be considered in any article of furniture. Comfort and convenience are closely allied with suitability to the purpose in choosing furniture for a home. Strength in construction is a very important consideration especially in any furniture which will be called upon to sustain weight, and should be considered in purchasing. Beauty and attractiveness combined with suitability and strength will often provide something that will be a joy forever.

Beds.—A bed being a place to sleep on should first of all offer a restful support to the body. The beds of the present day are far in advance of those of many generations ago before springs were invented, and when beds were held together by lacings of ropes.

There is much beside the frame work to be considered in selecting a bed—the construction of the head and foot and the

manner in which the side pieces hold the head and foot together. Strength is an initial requirement and the frame of the bed should be firm and steady before the spring and mattress are put in.

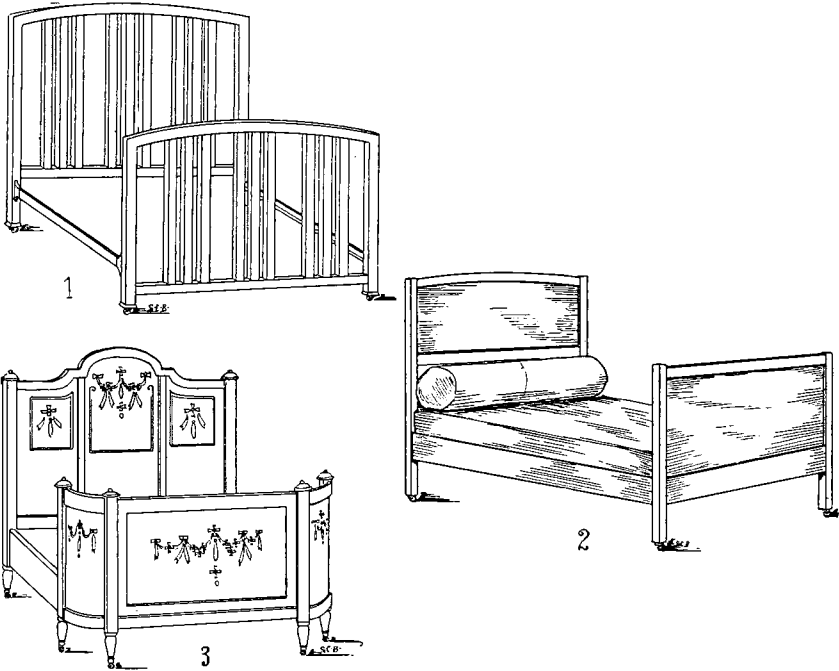
The head and foot of the bed determine the style of the bed which may be a part of a bedroom set or a separate piece chosen in relation to the rest of the furnishings. A bed, even a single bed, occupies a considerable amount of space, and if of wood finished in the natural colors, is the most conspicuous piece of furniture in the room, therefore its appearance should be considered as well as its comfort.

A cumbersome appearance should be avoided, for a bed can have strength without clumsiness. The reaction from the old heavy type of mahogany and walnut beds showed itself first in the metal beds, which were of iron and brass. These metal beds, being made of spindles or posts fastened into horizontal bars, presented a much lighter appearance. This appearance was further accentuated in the iron beds by white paint, and brass trimmings, and on the brass beds by the reflection of light on the polished brass. The best type of metal beds proved very satisfactory but as they became popular, the construction was cheapened until many of the iron beds were made of spindles so small that they became easily bent out of shape. The brass trimmings on these beds too, were so poorly lacquered that they quickly tarnished and altogether too often one sees one of these discarded necessities holding up the side of the barn or garage. Not content with simplicity in the design of metal beds, some manufacturers attempted to add features suitable only to wood, with the result that one occasionally sees grotesquely designed brass beds.

Metal beds have remained in vogue for a long period, but the criticism has been made that the metal effect is so apparent that they look hard and unsuited to the rest of the furnishings in a room, lacking the effect of texture or grain apparent in wood.

At the present time two types of beds are in vogue, wooden and metal but a metal differing in appearance from the brass, or white iron beds. These new metal beds are made of steel tubing, painted to imitate wood, and the imitation is so closely carried out that unless one touches the bed it is impossible to tell whether the frame is wood or metal.

With the change in living conditions, the growing use of apartments and small houses in the towns, and often very small houses in the country, it is frequently necessary to provide sleeping arrangements in rooms which in the day time are used for other purposes than a bedroom. This has brought about other



1. A good metal bed. 2. Wooden frame bed. 3. A much-decorated bed.

requirements for a bed than the all-white effect formerly thought so desirable.

When a bed is a part of the furnishings for a livingroom it should tone in with the rest of the furnishings or at least its purpose as a bed should not be conspicuous. A bed may be made less conspicuous by having the head and foot the same height, and if a part of livingroom furnishings, these should be very low. A single bed, with low head and foot and made up with colored coverings to harmonize with the coloring of the room, loses none of its comfort as a resting place at night and yet seems more like a couch or lounge in the day time.

Something of this kind is much more satisfactory than the cots, which rarely offer any facilities for rest.

Day Bed is the name given to a style of bed which has come into use in recent years and is very practical for small houses. These day beds are more than cots, or couches, having a decided head and foot, both of the same height. The design of the day bed generally differs enough from that of the single bed so it is in a class by itself. The coverings of this type of bed are always made to harmonize with the rest of the room in which they are

used, and should be arranged in a formal manner. The day bed should be completely covered, with no evidence of a pillow at the head. If cushions are desirable they should be covered to match the rest of the fittings and placed symmetrically at head and foot, or at the back.

Springs are of two types, the spiral spring and the spring of steel fabric. The spiral spring is the older type, and when made of strong, steel wire, well tempered and well braced, there is nothing better. This type of spring is the basis for the box spring. In a box spring the springs are set into a frame which is covered with ticking and which has a padded top. A good mattress used with a box spring is the ideal bed for comfort.

There are several types of steel fabrics used in springs. The most common of these is the woven wire. This is the least expensive and is the type found in many of the folding cots.

The better type of woven wire springs are reinforced, so they will not sag out of shape as quickly. Another type is mounted with small cylindrical springs attaching it to the spring frame. This method is used in some of the other springs of steel fabrics and makes it possible to tighten the spring when it begins to sag.

Mattresses and Pillows.—At the present time hair and cotton are the materials in greatest favor for mattresses. A good type of hair mattress is an excellent investment, but requires quite an outlay of money. A cotton mattress made by compressing layers or pads of clean cotton gives an excellent type of mattress, one which is satisfactory in use and does not require too large an outlay of money. It is not wise to economize on the ticking when purchasing a mattress. A ticking of a very firm close weave should be chosen, and one of fairly plain design, will be found more satisfactory in the long run than one with an elaborate design of printed figures. A cover for the top of the mattress should always be in place. Ready-made mattress pads or protectors are on sale in many of the large stores, in various sizes. The material for these, a quilted material of cotton, may also be purchased by the yard and made up in any desired size.

Pillows.—The time-honored filling for pillows is feathers or down. Some people however, prefer a pillow of hair, considering it more sanitary, but the sanitary feature, compared with that of feathers, is a debatable question. A test of a good feather pillow is to feel of it carefully. Avoid purchasing one in which the quills of the feathers feel large and hard. If such is the case they will be almost certain to work through the ticking.

The qualifications of the covering for pillows are practically the same as for mattresses, except in regard to stiffness. Select a covering for pillows that has a close, firm weave but a soft finish.

The sizes of beds are quite well standardized, and the springs and mattresses conform to the bed sizes. The standard length is 6 ft. 3 in., though longer sizes are frequently ordered. The width of a double bed is 4 ft. 6 in. Other standard sizes for beds are 4 ft., 3 ft. 6 in., 3 ft., and 2 ft. 6 in. Three feet and six inches is the twin-bed size, or a large single bed. Two feet and six inches is the cot size.

Chairs.—During the Middle Ages chairs were articles of luxury reserved for the lord and lady of the castle while the rest of the household sat on benches or stools with rough backs. A chair was a chair in those days, for any and all purposes. Nowadays however, we have a chair for every room suited to the functions dedicated to that room,—in short a chair for every whim.



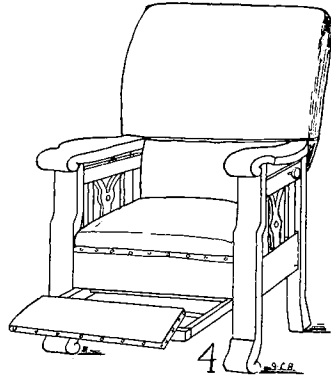

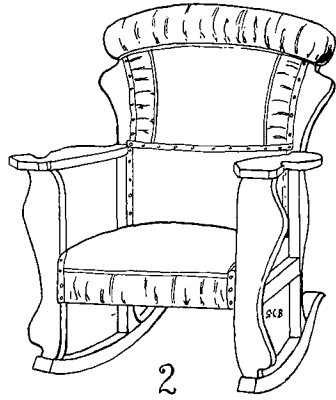
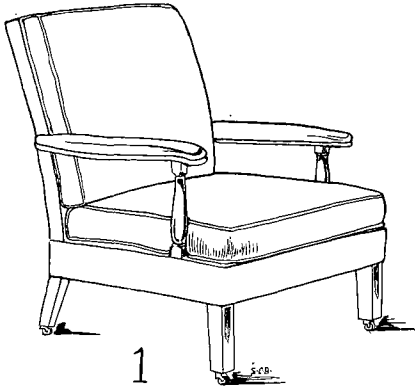
An easy chair by the fire is the synonym for comfort in the home; therefore, this is perhaps the most important type of chair and the one to consider first.

The requirement for a chair of this type or in fact for almost any chair to be used in the living room is a shape which shall support the body in such a way that all the muscles may relax. To this end chairs whose seats are of different heights from the floor should be provided to meet the needs of the various members of the family.

The height of the seat should be such that the feet of the occupant may rest upon the floor easily. The depth of the seat from front to back should be such as to support the muscles of the legs, and of a comfortable slope from front to back. The height of the back varies with the style of the chair but should be high enough to support the back across the shoulders. This height varies from 18 to 24 inches. The slope of the back for an easy chair should be such that it affords a comfortable position for reading. A chair for sewing requires a straighter back.

The different styles of chairs for living-room use may be classified as upholstered and non-upholstered. The upholstered include the type of chairs with the frame entirely covered with upholstery and also the type with seat and back cushions either removable or permanently attached.

The non-upholstered types include the all-wood, the all-reed, all-willow, all-fiber or a combination of wood and cane. Another



1. Easy chair of excellent design. 2. Rocker with meaningless lines. 3. Morris chair. 4. A chair with much machinery. 5. Windsor chair. 6. Willow chair.

classification of living-room chairs might be the straight type and the rocker type, or the chairs with arms and those without.

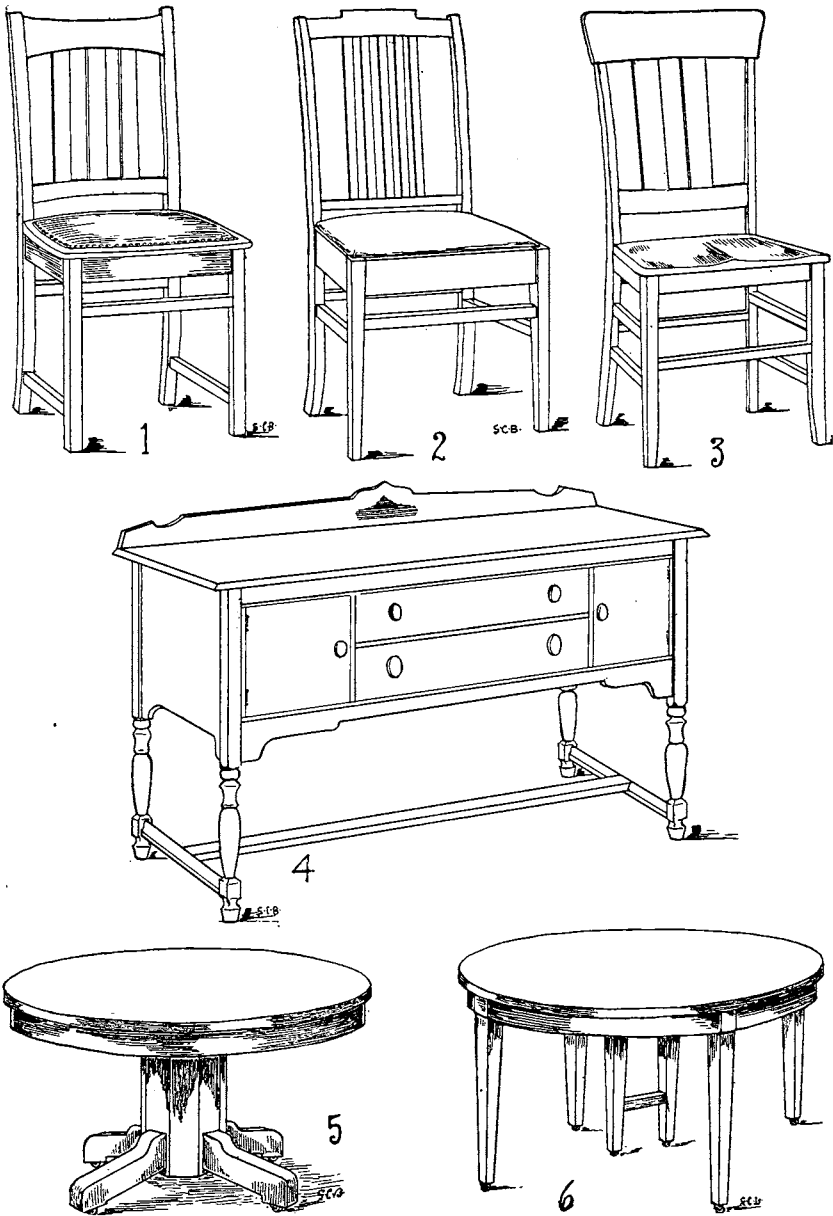
Rocking chairs are questionable articles of furniture to purchase, especially for the small house or apartment. A good rocking chair is expensive because of its construction, but from a standpoint of use, is a difficult piece of furniture to deal with. The rockers are not only in the way, but they are apt to hit and mar other pieces of furniture. A rocker as a low chair in which one may tip forward or back to a comfortable position in sewing or working or to reach down to the floor is useful, but as a chair to rock back and forth in it is not to be recommended. The tendency, when sitting in a rocking chair, is to slide or slump down, thus sitting on the lower part of the spine. Many chairs which would otherwise make beautiful dignified pieces of furnitures are ruined by the attachment of rockers. A light-weight rocker is useful in the bedroom.

Other types of chairs for living-room use include the ordinary so-called straight chair which, when intended for living-room use, is, or should be, built with particular reference to comfort and support though not to lounging.

While considering chairs for the living room a few words regarding sofas, or davenports which have practically superseded couches and lounges, may not be amiss. The first prerequisite of a piece of furniture of this kind should be comfort. It should not only have the appearance of comfort but it should be comforting in its use, as well. Many of the golden oak, leather-fabric-covered davenports sold as part of a "three-piece living-room set" do not measure up to either of these requirements.

The construction of many of these davenports is hampered too by the fact that a large majority of them are a dual-purpose piece of furniture, being a davenport or sofa by day and a bed by night, and the peculiarities of shape are due to the mechanism and bed furnishings inside. While there are occasions when a dual-purpose piece of furniture is advisable and necessary the greatest care should be taken in choosing such a piece in order that it may meet the requirements of both purposes. A davenport which makes a comfortable bed by night should not be an eyesore nor a back breaker by day.

Dining-room chairs have a slightly higher seat than living-room chairs, about 18 inches being the average. A dining-room chair as a rule has a back that is slightly straighter than that of a living-room chair, and not quite as high, generally about 18 inches. The seats of dining-room chairs are nearly square and may be of wood, perfectly flat or a saddle shape. The seats are



1, 2, and 3, good types of dining room chairs. 4. Buffet of good design. 5. Table with center pedestal. 6. Extension table with legs.

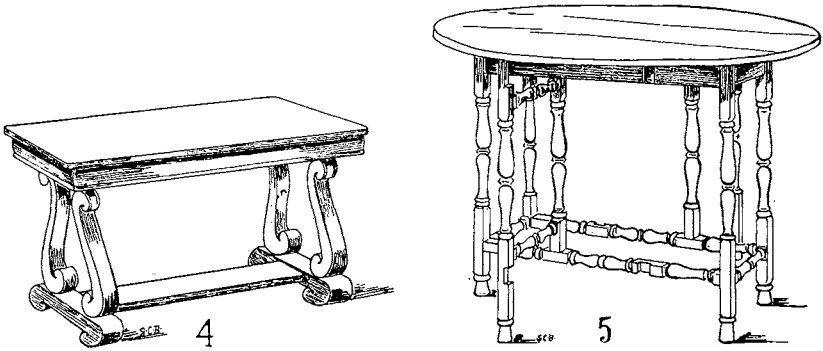


also caned or upholstered in leather or cloth. The legs of a dining-room chair should be strong and well braced. These braces or stretchers should not be regarded as foot rests. The different types of upholstery used for the seats of dining-room chairs are the tacked-on, the set-in or the slip-seat, the frame-covered type and the spring-seat. The set-in or slip-seat is the most popular.

Bedroom chairs generally are much lighter in construction than living- and dining-room chairs, and most of them are made with cane seats. In selecting a cane-seated chair, pay careful attention to the quality of the caning and note whether the cane seat is a part of the chair itself or whether the caning is done on a separate frame set into the chair frame. If this method is well done, there is no objection to it, but quite often, due to the use of different woods, the seat portion will shrink or buckle and ruin the chair.

Tables.—In early days boards on trestles were the only form of tables and were called boards. A bed and board were the essential furnishings of a house. Today the varieties of these "boards" are legion.

The Dining Table.—This is an important article of furniture in any home. The requirements of a dining table are, first, that it shall be suited to the needs of the family in size and it should be suited also to the living conditions and purse of the family. It is not pleasant to see a dining table of elaborate design and workmanship in a tiny home, with nothing else to correspond. Granting that the young housewife considers the dining table or dining-room set her most important purchase, we must make some allowances for her choice. Dining tables may be strong in construction without being cumbersome to move or clumsy in appearance. Most of the real dining tables of the present time are made to extend to six, eight, ten or even twelve feet in length. A ten-foot extension is the most popular type. They are made square or round, and both shapes are built either with a center pedestal, or with legs. The tables with a center pedestal are built in two ways. In extending the table to add extra leaves the center pedestal divides in the center and separates with the table top, or the pedestal may remain intact, and as the top is pulled apart four legs drop down to give support at the ends. These legs often spoil the effect of the table. Each leaf of a table adds nine inches to the length of the table.

Dining tables are generally thirty inches high. Pay careful attention to the construction and finish of your dining table. A finish that is rubbed down to a soft lustre is preferable to a high gloss.



1. Table poor in proportion. 2. Good in line. 3. Davenport of excellent appearance. 4. Design suitable for mahogany. 5. Gate-leg table.

Living-room tables should be attractive in appearance and harmonize with the rest of the furnishings in the room. A living-room table generally holds the lamp or drop light, and is the logical center of the family life in the evening. Strength is a requirement, particularly if it is to hold a lighted lamp. It may or may not be a work or study table. Preferably the work or study tables of the different members of the family should be in the individual rooms. If that cannot be arranged, some special place for necessary work should be planned. The size and shape of a living-room table may vary greatly. The height is generally from twenty-eight to thirty inches.

Folding Tables.—The most attractive and useful type of the folding table is the gate-leg or drop-leaf table. In the construction of a gate-leg table, two of the legs swing out to support the raised leaves. When closed the table is about ten inches wide and can be set against the wall. Drop leaf tables when closed are somewhat wider than a gate-leg table. The legs may spread somewhat, or the table may be of the size of an ordinary kitchen table, having concealed braces which swing out from the frame work of the table and form a support for the raised leaf. Many of the tables come in the plain wood to be painted or finished as desired. The gate-leg tables make excellent dining tables for a small family especially when one end of the living room is utilized as a dining room.







Kitchen Tables.—These may be of the drop-leaf variety which, with the leaves raised, give ample working space, or the plain "deal" or pine table, without leaves, and with a drawer at the front. These tables come in a variety of sizes. The drop-leaf kitchen tables often have a drawer at the end.

The best types of kitchen tables have enamel tops thus providing surfaces which may easily be kept clean.

A Place for Everything.—Alas! With few of us, is everything always in its place, even though we have a place for it!

In early days a chest was the place for keeping all one's earthly possessions, but living was a much more simple matter in those days and people did not have as many belongings to care for.

Of the articles of furniture (aside from the built-in features of the house) used for the storage of clothing, household linen and equipment required in the operation of the house and one's personal affairs, the following named pieces of furniture or their equivalent under other names, serve the purpose: Bureaus, dressers, chiffonniers, dressing tables, chests of drawers, wardrobes, desks, bookcases, and kitchen cabinets.



1. Uprights holding mirror do not conform to rest of design. 2, 3, and 4, dresser and chiffonniers, inexpensive and pleasing. 5 and 6. Dresser and chiffonnier of excellent design.

Bureaus, Dressers and Chiffonniers.—The name “bureau,” which came from a French word meaning desk, is not used as much now as the word dresser. This indicates a chest of drawers surmounted with a mirror swinging between two upright supports. Dressers are made as a part of a bedroom set which may consist of a bed, dresser, chiffonnier, dressing table, chairs and possibly a table, or the set may consist of only a part of these articles. A dresser should be as commodious in the way of drawer space as possible. The height of the top should be convenient for placing and removing articles. Dressers are made higher now than formerly for they are all raised several inches from the floor to permit cleaning underneath without moving the dresser. A good height for a dresser is about 36 inches. The width of the dresser top and the size of the mirror is generally in direct ratio to the price.


A dresser of good design need not necessarily be expensive, for many of the low-cost, small dressers are good in shape. A dresser with decorative carving glued on should be avoided. In long-continued use or under very dry conditions these carvings are apt to drop off. When once they do come off it is fully as well to let them remain off, removing the old finish and refinishing the dresser without them.

The main bodies of dressers are built rectangular with straight fronts or with bow-shaped or serpentine fronts. The term “serpentine front” indicates a front in which the line of the top, or drawers, or both, is in a reversed curve. One is quite sure not to make a mistake in purchasing one with a bow front or a straight front.

In selecting a dresser, pay careful attention to the quality of the mirror. A poor mirror is worse than none. There are several grades of mirrors of which the French plate is the most satisfactory. A good mirror is made of heavy glass, well plated. Bevelled glass is little used at the present time.

Another point of interest is the drawer pulls. Drawer pulls may be made of wood, metal or glass, according to the style of the dresser. Certain styles of drawer pulls correspond with particular types or periods of furniture and varieties of wood, while other designs will look well on practically any piece of furniture.

The finish of the inside of dresser drawers is very important. When purchasing a dresser see that the drawers are smoothly finished inside, or, if ordering from a picture, read the description carefully. They should not only be planed but have the surface finished. Frequently the inside of drawers is stained to correspond with the outside of the article.



1. A combination piece not always satisfactory. 2 and 3. Good types of oak living-room tables. 4. A convenient combination bookcase and desk. 5. A commodious and attractive desk. 6 and 7. Good bookcases.

A very good style at the present time is the use of a chest of drawers, with a mirror hung over it. It is possible to greatly improve a dresser of poor design by removing the uprights which hold the mirror, and hanging the mirror against the wall.

A chiffonnier is really a high chest of drawers which may or may not have a mirror mounted on the top. It is an admirable piece of furniture on account of the drawer space. A chiffonnier with a mirror should if possible conform in style to other furniture in the bedroom. Modifications of the chiffonnier are sold under a variety of names. Some of these combine the drawer space of the chiffonnier with a chest or cupboard arrangement having sliding trays. The better type of these double-purpose articles are made without mirrors. Convenience and general utility should be considered in selecting a piece of furniture of this type, and also its appearance in the room.

A buffet or sideboard is in most homes regarded as a necessary article for the storage of table linen and small table furnishings. The style in these has changed very radically in the last fifteen years from the heavy cumbersome case of drawers and cupboard, known as a sideboard and surmounted by a top which included a mirror and numerous shelves. The present type is somewhat wider and higher, mounted on legs and minus the "overhead." One difficulty in selecting a buffet of this type is that they generally come in "period" designs, that is in definite types taken from furniture in vogue during certain historic periods. These types are often somewhat delicate in appearance and do not always seem quite suited to the country or the living conditions of our State nor to transportation conditions if a long haul is required from the freight offices to the home. Small sideboards in good designs are still to be found and often serve the purpose better than a buffet.

Desks.—Altogether too often the crop and household records of the farm home are kept alongside an ink bottle on the kitchen shelf. Every home should have some definite space for keeping writing utensils, books containing farm and house records and for filing letters. If a desk is not possible, a good writing table with some drawer space will answer.

The combination of bookcase and desk make for economy of space, but from an artistic standpoint are not satisfactory.

Bookcases.—There has been for a long time a growing tendency to have bookcases with open shelves instead of enclosed with glass doors. When deciding on a bookcase make sure that the shelves are adjustable and that the supports for the shelves

are not only easy to move but strong. As it is not always possible to keep a bookcase in the room for which it was purchased, care should be taken to select a case which is not ornate or conspicuous and which will not clash with other things. Built-in bookcases are most satisfactory.

Kitchen cabinets have become as varied in makes and prices as in the number of conveniences they offer. People who own their own homes often prefer to have conveniences built in to suit their own needs instead of using a kitchen cabinet. If one is considering such a purchase the popular magazines carry among their advertisements pictures of different makes and manufacturers are always glad to send descriptive literature. A good kitchen cabinet is an expensive article.

Closets, cupboards and wardrobes are most satisfactory when built into the house. An excellent type of built-in wardrobe, also a portable wardrobe, are illustrated in the bulletin on Care of Clothing.

Portable wardrobes are awkward pieces of furniture to move, therefore, it is better to make some other arrangement for storing clothing than to purchase these.

Woods and Finishes.—Oak, maple, walnut and mahogany are the furniture woods with which we are most familiar. Each is good in its way and each one has some qualities which make it appropriate or advisable for certain styles of furniture. Oak has been a familiar furniture wood for a long time. Happily we are now past the age of "golden oak" and the oak furniture now shown is of different shades of brown and in a dull finish.

Maple is not as popular now as some years back when it was extensively used for bedroom furniture. The best grades of curly maple were especially attractive.

Walnut differing greatly from the hideous examples of black walnut of two or three generations ago, is much used for furniture, but is expensive and not suited to all styles of furniture. The walnut of the present day is much smoother and more brown in color than the old-time walnut. It lacks, however, the grained effect of the black walnut.

Mahogany is the goal of most housekeepers, but neither mahogany nor walnut are suited to all types of houses nor to all kinds of homes. Real mahogany is expensive and heavy. Imitation mahogany, generally birch finished to look like mahogany, mars easily and grows shabby quickly. Mahogany too is associated with certain period-styles of furniture. In the country districts in the West the houses are for the most part small, and often the bungalow type, an outgrowth of the old Mission style

of house used in the Southwest and admirably suited to western conditions. The simple square furniture made by hand from which the Mission styles were developed fitted in with the type of the buildings. Mahogany, partly on account of its expense and partly on account of its rich coloring, seems too elaborate for rugged mountain conditions and would certainly look out of place in a log cabin.

Veneer in furniture is a term almost analogous to shoddy in cloth and by no means always refers to a cheapening of construction in furniture. Veneering properly done may strengthen the structure of the piece of furniture, and veneered furniture is frequently far more handsome in appearance and more satisfactory in wearing qualities than furniture constructed entirely of the same wood as the veneer, but of a less expensive grade.

If the foundation of the furniture is of a poor quality and the veneering carelessly done, dampness or hard usage will cause it to fall off. A reliable dealer will generally give full information on the quality of the veneer.

Finish of Furniture.—Very little furniture finished in a high gloss is sold at present. Instead the finish is rubbed down to a soft, smooth appearance. Some of these finishes are known as wax finishes. Oak is often stained or subjected to the fumes of strong acid to give it some desired cast of color.

Furniture Coverings.—The materials in most general use for furniture coverings are some form of cloth, leather, or leather-fabric. For furniture that requires permanent coverings, tapestry, damask, brocade, velvet or velour are the woven materials in most general use. Most of the tapestries are of cotton and named "tapestry" from their resemblance to the beautiful handwoven materials used for furniture and wall-coverings in the Middle Ages. The damasks and brocades do not give quite as satisfactory wear as the tapestries and, when woven of silk or mohair, are much more expensive.

Furniture of willow, rattan and fiber is frequently equipped with removable cushions covered with cretonne, colored poplin or similar materials.

When possible, material fast to sunlight should be chosen and the cushion covers should always be made removable. The colors and designs of the coverings used for furniture should bear some relation to the rest of the room,—or if the furniture was already on hand when the rest of the room was planned the color and design of the wall paper, drapery materials, and rugs should be planned with reference to the furniture. If rugs or

carpets with conspicuous designs are used, the furniture coverings, wall paper and drapery materials should be as plain as possible. Conversely, if plain rugs and simple wall paper are used, cushion covers and draperies of brilliant, flowered cretonne will give the necessary color to the room. Except in cretonnes where occasionally the conspicuous designs and coloring produce attractive color effects, one is generally safer to choose a design which is not clearly defined, and where one color effect blends into another. Many of the cotton tapestries come in designs of this kind.

Grouping and Arrangement of Furniture.—Few of us possess homes which are ideally furnished, but it is often possible by a little care and thought in changing existing arrangements, renovating furniture, or hanging new draperies to produce great improvements.

The suggestions given as to the choice of floor coverings, upholstery materials and draperies do not cover the assembling of articles of furniture in a room. Not all of us have single-purpose rooms. We are often obliged to use our bedrooms as living rooms, or have a bed in our living rooms. The dining room may be in one corner of the kitchen or at one end of the living room. Therefore, it behooves us to select each piece of furniture with due care and consider its possible relation to other articles of furniture and to rooms other than that for which it was purchased. Certain styles of furniture and furniture made of certain kinds of wood, seem to clash when placed in the same room. Mission and Queen Anne types of furniture look askance at each other, as does a desk of mahogany with a plain chair of oak in front of it.

Sometimes combinations similar to the above are unavoidable, but if care is taken in purchasing each piece of furniture, unsuitable combinations may be avoided.

The placing of furniture in a room is generally governed by the windows and the heating and lighting arrangements. It is no longer good form to have a center table, a custom which no doubt came from the use of a central light in the ceiling of the room, with possibly a drop light from the fixture above. This method had many advantages as the entire family could often group themselves around this center. The present method of keeping the center of the room clear, with the table at one side gives a much more spacious effect. The place for the drop light should be carefully chosen, considering the possibility of placing chairs near by.

The method of placing a large sofa in front and facing the fireplace, or extending straight out into the room from one side of the fire place is questionable.

Floors.—In any scheme of house furnishing the color of the floor which provides a background for the carpet or rugs is an important factor. Different woods and different finishes produce entirely different color effects. The woods most commonly used for floors in this state are hard pine, maple and oak. These woods are most satisfactory when finished to bring out their natural color. This may be done by oil, and occasionally a small amount of stain. A surface finish of varnish or wax prevents the wood from becoming worn. If the natural coloring of the floor is yellow a stain to modify the color somewhat, should be used in finishing.

If hard-wood floors are well cared for and refinished regularly, they will gradually grow darker and more polished, without being glossy. Only the best type of finishing materials should be used on floors. Where old floors or floors of soft wood are to be used uncovered, stain, paint, oil, varnish or a combination of these are used in finishing. Stain alone does not provide a surface finish for the floor but may be obtained combined with an oil or varnish, or the latter may be applied afterwards. Paint also requires one or more coats of good varnish after the paint has dried thoroughly.

In using painted floors or painted borders around the edge of the floors one has the advantage of being able to carry out a definite color scheme if desired.

Floor Coverings.—For many years carpets have been almost in the discard and hard-wood floors with rugs have been the accepted style of treatment. With the rapidly growing use of vacuum cleaners, carpets and large rugs are again becoming popular. The use of the vacuum requires electricity however, hence it is not available in many rural districts.

Rugs.—The rugs in most general use in the country or small towns are the pile rugs, known as Wiltons, Axminsters, Brussels and similar varieties, the Indian rugs, rag rugs (either braided, crocheted or woven), the different makes of grass rugs and also rugs of oil cloth sold under various names. It is a case of "each to his own choice," the limit being one's purse.

There are two varieties of Brussels, the body-Brussels and the tapestry-Brussels. In the body-Brussels the yarn from which the design is woven is dyed and the colors can be seen in the foundation of the carpet. In the tapestry-Brussels the colors

needed are printed on the yarn and the foundation shows only a plain color. A body-Brussels gives satisfactory wear while a tapestry-Brussels does not.

For a beautiful appearance and excellent wear, the Wilton rug is the best, but it is expensive in the large sizes. Brussels are not at the present time quite as popular as the Wiltons.

The different types of Indian or Navajo rugs have become so commercialized in recent years that one is never sure whether the article is genuine or not. Indian rugs have the advantage of warmth, and when one makes a study of the symbols used in the design, they are indeed interesting. There are not many houses or rooms, however, where a Navajo rug is an unqualified success. On account of the character of the designs they are suited only to special styles of houses and furniture. Aside from their original setting in the Southwest where most of the houses were of a somewhat Spanish design they look best in a simple bungalow with the plainest type of oak furniture. They should never be used with mahogany furniture or with Wilton or Brussels rugs.

Most of us are familiar with rag rugs, the braided or crocheted varieties of which are easily made at home. If one is purchasing woven-rag rugs, remember that unless they are quite heavy they do not always lie well as the weave is generally plain and the rag filling much heavier than the warp. This difficulty, however, is not as apparent in those that are woven in a twill weave. The bulletin on Cloth and Its Uses explains the twill weave.

The different kinds of grass rugs are more satisfactory in the large sizes than in the small as the small rugs are apt to slip out of position and push up in folds. A grass rug is difficult to sweep, and a vacuum has to be used on it in certain ways to prevent pulling it from the floor.

Linoleum provides a floor which is not only attractive in appearance but in the best grades, is very durable. The best type of linoleum is made from powdered cork, paint and oil, mixed together and pressed onto a backing of burlap. It is made in plain colors, in mixed effects and in geometrical designs, giving the appearance of a tiled or hard-wood floor.

The plain linoleums have the disadvantage of showing foot-prints easily but furnish excellent surfaces for kitchens and hallways. Cheaper grades of linoleum have the design painted on the surface. This type does not give as satisfactory wear. If the linoleum is likely to receive hard wear it should be varnished.

The widely-advertised rugs of oil cloth sold under various trade names provide color and have the advantage of being easy to clean. They come in designs to imitate carpets and rugs. They lack, however, the quality of texture and are rather cold in effect when used in a living room or bedroom.

The sizes of rugs vary greatly from the small rugs used in front of doors, the slightly larger rugs for use in front of dressers, the long hall rug, to the room size, which comes in from 6x9, 8x10 and 10x14 feet.

Color and Design in Floor Coverings.—The same caution regarding the selection of carpets and rugs as has been given regarding upholstery materials should be observed, only more so, for if anything carpets and rugs are more conspicuous than furniture coverings, providing as they do a background for the furniture.

The general effect of the floor covering should be somewhat darker than the walls, and a color should be selected which does not show footprints. The plain rugs offer much leeway in the selection of furniture coverings and drapery materials, but are quick to show any soil or footprints.

Brown, tan and gray effects are very satisfactory in floor coverings as they are neutral enough in color to tone in with other furnishings; they provide a good background and many of the shades do not show footprints.

If rugs are being chosen for a room already furnished in other ways, the color and design of the rugs should be planned with reference to the rest of the furnishings. If the furniture coverings, wall paper and drapery materials are plain or nearly so, a rug or carpet with decided figures may be chosen. This has the advantage of not showing spots easily. Conversely, if the cushion covers and draperies are of brilliant flowered cretonne, plain rugs or rugs in which the color and design are carefully blended should be used. One is usually safer in choosing a design in carpets and rugs which is not clearly defined.

Wall Finishes and Coloring.—The walls of most of the rural home in this State are of plaster or some variety of wall board. Walls of sealing are happily not as common now as formerly as they were extremely difficult to keep clean.

Many of the plaster walls are left without further finish. While they are new this is not an objection and the effect of bareness may be considerably obviated by the rest of the furnishings in the room. When once they begin to discolor and become unsightly they should be freshened by the application of color in

some form. This may be done by a cold-water color of which a large number of varieties are available and all of which are easily applied.

Paint is considerably more expensive than the cold water colors and requires some practice in mixing and application to get an even result.

In choosing a color for the walls the amount of light in the room should be considered, also the general character of the room and type of furnishings. Remember that the walls furnish a general background for the furnishings of the room.

Colorings containing yellow, as cream brown and warm grays, give satisfaction for rooms which do not have much sunlight. Rooms which are flooded with sunshine may be successfully treated with shades of blue. Pinks and delicate shades of blue should be reserved for bedrooms. The wall coloring in bedrooms should always be light in color.

Many people prefer wall paper to any other wall treatment. There is no doubt but that a wall paper of good color and design is one of the most attractive finishes that can be given to a wall. Plain-colored wall papers are always good, although most of the wall papers at present have the plain-color effect produced by an invisible arrangement of colors on the paper or by small designs in other shades of the same coloring which at a slight distance give the effect of plain color.

Many beautiful wall papers in brilliant colorings and striking designs are to be found and in certain rooms they are quite permissible. If a wall paper of such design is used, the draperies, upholstery materials and rugs should be plain in coloring.

A wall paper of elaborate design should not have pictures hung upon it.

Especial care should be taken in the selection of wall paper for the bedroom and plain or all-over designs which do not stand out in separate units should be chosen. One does not have to purchase an expensive wall paper to obtain one good in design, as many excellent designs come in the cheaper papers.

Windows.—Windows are the eyes of the house, through which we look out upon the world. Therefore, draperies and glass-curtains should not conceal our view of the out-of-doors. On the other hand nothing impresses a visitor, be it a man or a woman, more on approaching a house than the appearance presented by its windows. There is nothing else in the furnishing of a house which is so apparent on the exterior as the treatment of the windows.

The manner in which the windows are curtained or left bare may soften and beautify the whole effect of the room or glaring light may show up hitherto unsuspected shabbiness.

The page of illustrations on windows gives suggestions as to methods better than any printed words can do. Practically every type of window is shown. A method of curtaining the small square window so often found on each side of a chimney is shown. This type of window generally opens down and if the curtain is held by a rod at the top only, as soon as the window is opened, the curtain hangs straight down from the top away from the glass giving an ugly appearance. A curtain of this kind should be stretched between two rods, one at the top and the other at the bottom. Glass curtains attached to the window sash instead of the window casing are called sash curtains.

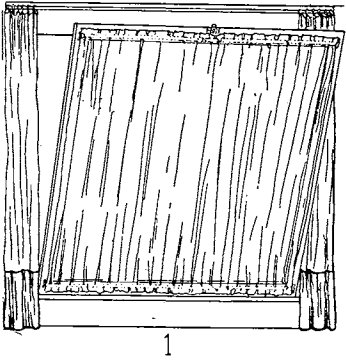
Sash curtains and other curtains which are placed next to the glass should be made of thin materials, which will not shut out the light. The fabrics which are in general use for these thin curtains are muslin, plain or dotted, nets with round or square mesh, and marquisette, a material woven in the gauze weave, which is explained in the bulletin on "Cloth and Its Uses."

In measuring for curtains allow for hems, headings and casings, plus an allowance of at least one inch for each yard for shrinkage. Use a yard stick for measuring the window if possible and the same when measuring on the material. It is advisable on many of the thin curtain materials to cut off the selvedge on the front edges at least, and make a hem as there will be less danger of the selvedge drawing up after washing.


The heading is the folded portion extending beyond the casing. The width of the heading should be in good proportion to the rest of the curtain. It should never be so wide that it will turn over. The curtains must be cut and the hems and heading turned exactly on the thread of the goods in order that there will be no twisting out of shape in laundering.

Not all of us can afford draperies, as the heavier inside hangings are called. If only one set can be provided, choose the glass curtains for two reasons. Thin curtains soften the light greatly and give a more "dressed" appearance to the windows from the outside, than draperies of dark material. Moreover, if curtains of heavy material, having a decided right and wrong, are used without a lining next the glass, the wrong side is noticeable from the street.

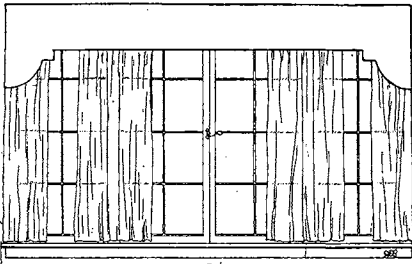
When draperies are used they require a separate rod, or one of the patent rods which provides for two sets of curtains. Fre-



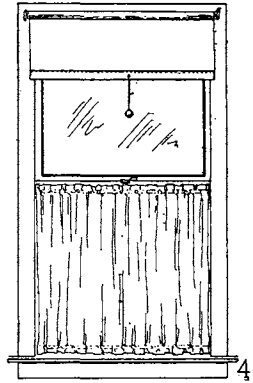
1



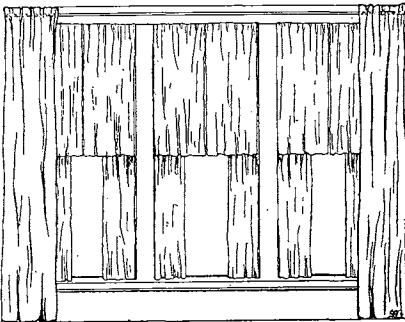
2



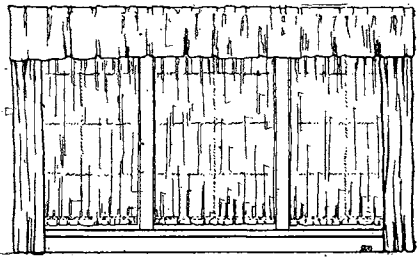
3



4



5



6

1. Glass curtains attached to sash. 2. Glass curtains attached to casing and draperies. 3. Glass curtains and shaped valance. 4. Glass curtains, also called sash curtains. 5. Curtains with gathered valance. 6. Double set of glass curtains and heavy draperies.

quently a valance over the top of the windows is desirable and is then made to match the draperies. These valances may be plain, gathered or pleated. The material used for draperies should be heavy enough to hang well and if plain colored should have some interesting characteristic, such as texture or a decorative weave effect.

The general coloring and design of draperies should harmonize with the rest of the furnishings.

Crettonnes are a favorite material for these draperies and when the rest of the furnishings are plain in color, are very attractive, for color is one of the most important things in life, and no one wishes to live in dull, drab surroundings.

Of other materials, silk and cotton, both plain and colored and often in decorative weaves, are to be found. A large variety of these materials guaranteed fast to sunlight are on the market, so that one need not hesitate on that score.

In every case where draperies are used with glass curtains they should be hung **over** the thin curtains and not in such a way that the wrong side of the draperies is visible beside the glass curtains, from the outside of the house.

The same care in cutting and making draperies should be taken as in the glass curtains.


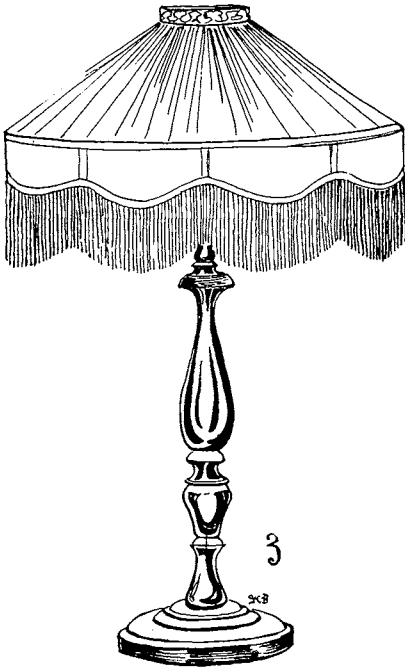

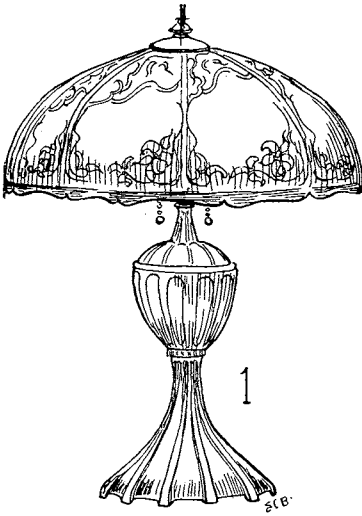
Lighting.—A room that is attractive and livable in the day time may be ruined by the manner in which it is lighted in the evening. Two different results may be desired in the lighting—the illumination of the entire room, or only a small portion of it. To light an entire room the light should be in a fairly central location, and the shade of such a material and shape that the light will be diffused throughout the room.

The lamps or droplights shown illustrate not only good and bad designs and heights in the standards, but also good and bad shape and proportion in the shades.

Pictures.—The day of decorating our walls and shelves by framed and unframed pictures, portraits, photographs and calendars is fast passing, if indeed not already past.

No pictures should be used except those which have some direct appeal to the members of the family from a standpoint of beauty or sentiment. In every picture which is framed the frame should be simple and inconspicuous against the wall paper. The use of pictures, moreover, requires a plain wall.

Pictures are now rarely hung from a moulding, but instead a patent hook which can be driven into the plaster behind the picture is used. If it is impossible to obtain such hooks and it is



1. Poor design. 2. Standard and shade excellent in appearance and proportion. 3. Not enough "spread" to shade for height of standard. 4. Shade out of proportion to height and size of standard.

necessary to make use of the moulding for heavy pictures, let the picture wire extend straight up from each side of the picture to two hooks on the moulding. This does away with the triangular effect of the picture wire if one hook is used.

If necessary to hang several pictures within one section of wall space, the arrangement should be carefully planned and the pictures placed close together.

Pictures should always be hung so that a person of average height can look easily at the picture, and if a room is low-studded the tops of the pictures should be on an even line. If the walls are very high, the pictures, if of good size, are sometimes hung slightly higher in which case the bottoms of the frames should be on a line.

Household Linen.—The term "household linen" includes the cloth used in the operation of the home—table linen, bedding and towels—the latter for personal and household use. The term "household linens" is not used literally to indicate that all of these materials are woven of linen, for cotton has for a long time held sway for bedding. For table use too since the war the scarcity of the flax fiber has caused the price of all-linen materials to soar so that few of us can afford them. The manufacturers have come to the rescue, however, and have produced for us very attractive effects in union goods (cotton and linen mixtures) and in all-cotton, mercerized materials. Some of these goods are so treated chemically that they possess some of the valuable characteristics of the flax fiber.

Many other conditions since the war have changed long-standing customs regarding the use of table linen. The time-honored table cloth has practically departed this life, except for formal occasions, and its place has been taken by the lunch or breakfast cloth, or a set including a center piece and plate doilies. The use of these simplify the laundry problem greatly.

The varieties of towels may be grouped as personal, including bath towels, hand towels and guest towels and household, including kitchen towels, dish towels and glass towels. In purchasing bath towels the very large size is not necessary, but the cheap, loosely woven kind, with the loops rather scantily distributed over the surface are not worth buying. Select a kind in which the loops will not easily ravel out, and one which has a strong selvedge, and finish at the ends—a good towel needs no further decoration of embroidery or crochet. It may, however, be marked with an initial or monogram neatly embroidered.

Certain trade-marked varieties of bath towels have become almost standard as to quality.

Hand towels come in a large variety of sizes, and while the huck-a-back weave is practically a standard for a towel that will absorb moisture quickly, some manufacturers are putting out satisfactory towels in the other weaves.

Guest towels (small hand towels) are recognized as necessary articles of the household equipment where one is likely to have short-time visitors. This type of towel is likely to fall into disrepute unless the amount of decoration which most of them receive is greatly curtailed.

In equipping a kitchen with towels, it is advisable to have the several varieties listed above. All of these kinds come in good weaves of cotton, some of them woven in plaid designs and some with colored borders so they can be easily distinguished.

A supply of neatly hemmed dish cloths should be considered as a necessary part of the equipment of household linen.

In buying sheets and pillow cases a firm, closely woven cotton should be chosen. Nowhere in the house is size so important as in these articles. Sheets should be long enough and wide enough, from a standpoint of comfort and of cleanliness as well. These requirements have to do with a sufficient amount to tuck in all around, to protect the mattress, and fold back over the blankets and likewise to do away with the agony occasioned when the bedding pulls out at the foot.

Amount of Household Linen.—This amount should be as large as we can afford, and will be governed considerably by the sort of life one leads, the size of the family and the laundering facilities.

When planning for the length of table cloths to be purchased, measure the size of the table closed, or rather in the size in which it will be generally used. Allow one yard extra for the cloth to hang down one-half yard at each end. One-half yard more in length of the table cloth is the usual allowance for each leaf that is added to the table.

Following is a suggested list.

- 2 lunch cloths
- 3 luncheon sets
- 2 table cloths for formal use
- 1 dozen dinner napkins to go with table cloths
- ½ dozen napkins per person
- 1 dozen glass towels
- 1 dozen dish towels

- 1 dozen kitchen towels
- 1 dozen dish cloths
- 1 dozen guest towels
- ½ dozen hand towels per person
- 4 bath towels per person
- 4 sheets for each bed
- 3 pillow cases for each pillow
- 2 counterpanes for each bed
- 1 or more pairs of blankets for each bed
- Comfortables or puffs as necessary.

Note: The per-person allowance for napkins and towels includes each member of the family plus two guests. This amount will take care of emergencies.